

WSI 25/1 CC

Weidmüller Interface GmbH & Co. KG


Klingenbergstraße 26

D-32758 Detmold

Germany

www.weidmueller.com

Product image



Fuse terminal blocks and component terminal blocks allow protective and functional elements to be integrated directly into the terminal strip. Fuse terminal blocks include built-in fuse holders to reliably protect electrical circuits against overload —ideal for control and distribution systems. Component terminal blocks make it possible to incorporate electronic components such as diodes, resistors, or LEDs directly into the wiring. This enables space-saving and clearly arranged implementation of switching functions and signal separation. Both types of terminal blocks ensure higher safety, easy maintenance, and a compact, function-oriented installation.

General ordering data

Version	Fuse terminal, Screw connection, dark beige, 25 mm ² , 32 A, 690 V, Number of connections: 2, Number of levels: 1, TS 35
Order No.	1966050000
Type	WSI 25/1 CC
GTIN (EAN)	4032248657797
Qty.	12 items

Technical data

Approvals

Approvals



ROHS Conform

UL File Number Search [UL Website](#)

Certificate no. (cULus) E175322

Dimensions and weights

Depth	58 mm	Depth (inches)	2.2835 inch
Height	81 mm	Height (inches)	3.189 inch
Width	18 mm	Width (inches)	0.7087 inch
Net weight	51.17 g		

Temperatures

Storage temperature	-25 °C...55 °C	Ambient temperature	-50 °C...75 °C
Continuous operating temp., min.	-50 °C	Continuous operating temp., max.	120 °C

Environmental Product Compliance

RoHS Compliance Status	Compliant without exemption
REACH SVHC	No SVHC above 0.1 wt%

Material data

Basic material	PA 66/6	Colour	dark beige
UL 94 flammability rating	V-0		

System specifications

Version	Screw connection, Fuse cartridge, in closed state	End cover plate required	Yes
Number of potentials	1	Number of levels	1
Number of clamping points per level	2	Number of potentials per tier	1
Levels cross-connected internally	No	PE connection	No
Mounting rail	TS 35	N-function	No
PE function	No	PEN function	No

Additional technical data

Open sides	closed	Type of mounting	Snap-on
------------	--------	------------------	---------

CSA rating data

Wire cross section max. (CSA)	3 AWG	Certificate No. (CSA)	238018-1868186
Wire cross section min. (CSA)	18 AWG		

Conductors for clamping (additional connection)

Connection type, additional connection Screw connection

WSI 25/1 CC

Weidmüller Interface GmbH & Co. KG

Klingenbergstraße 26
D-32758 Detmold
Germany

www.weidmueller.com

Technical data

Conductors for clamping (rated connection)

Wire connection cross section AWG, max.	AWG 4
Connection direction	on side
Tightening torque, max.	2.5 Nm
Tightening torque, min.	2 Nm
Stripping length	11 mm
Type of connection 2	Screw connection
Type of connection	Screw connection
Number of connections	2
Clamping range, max.	25 mm ²
Clamping range, min.	1.5 mm ²
Wire connection cross section AWG, min.	AWG 18
Wire connection cross-section, finely stranded with wire-end ferrules DIN 46228/4, max.	25 mm ²
Wire connection cross-section, finely stranded with wire-end ferrules DIN 46228/4, min.	1.5 mm ²
Wire connection cross-section, finely stranded with wire-end ferrules DIN 46228/1, max.	25 mm ²
Wire connection cross-section, finely stranded with wire-end ferrules DIN 46228/1, min.	1.5 mm ²
Wire connection cross section, finely stranded, max.	25 mm ²
Wire connection cross section, finely stranded, min.	1.5 mm ²
Connection cross-section, stranded, max.	25 mm ²
Connection cross-section, stranded, min.	1.5 mm ²
Wire connection cross-section, solid core, max.	25 mm ²
Wire connection cross-section, solid core, min.	1.5 mm ²
Connection cross-section, finely stranded, min.	1.5 mm ²

Clampable conductor	Connection specification		Screw connection	
	Cross-section for conductor connection	Type	solid, H05(07) V-U	
		min.	1.5 mm ²	
		max.	25 mm ²	
		nominal	25 mm ²	
	wire end ferrule	Stripping length	min.	11 mm
			max.	11 mm
			nominal	11 mm
		Tightening torque	min.	2 Nm
			max.	2.5 Nm
			Connection specification	
	Cross-section for conductor connection	Type	stranded, H07V-R	
		min.	1.5 mm ²	
		max.	25 mm ²	
nominal		25 mm ²		
wire end ferrule	Stripping length	min.	11 mm	
		max.	11 mm	
		nominal	11 mm	
	Tightening torque	min.	2 Nm	
		max.	2.5 Nm	

Technical data

Connection specification		Screw connection	
Cross-section for conductor connection	Type	flexible, H05(07) V-K	
	min.	1.5 mm ²	
	max.	25 mm ²	
	nominal	25 mm ²	
wire end ferrule	Stripping length	min.	11 mm
		max.	11 mm
		nominal	11 mm
	Tightening torque	min.	2 Nm
		max.	2.5 Nm

Dimensions

TS 35 offset	40.5 mm
--------------	---------

Fuse terminals

Cartridge fuse	CC type according to UL 248-4	Fuse holder (cartridge holder)	Pivoting
Type of voltage for indicator	AC/DC	Power loss, 1-pole ; 2-pole ; 3-pole	
Permitted power loss for fuse with semiconductor protection			

General

Wire connection cross section AWG, max.	AWG 4	Wire connection cross section AWG, min.	AWG 18
Standards	IEC 60947-7-3	Mounting rail	TS 35

Rating data

Rated cross-section	25 mm ²	Rated voltage	690 V
Rated voltage to adjoining terminal	690 V	Rated DC voltage	690 V
Nominal current	32 A	Current at maximum wires	32 A
Standards	IEC 60947-7-3	Volume resistance according to IEC 60947-7-x	0.32 mΩ
Rated impulse withstand voltage	6 kV	Power loss in accordance with IEC 60947-7-x	3.23 W
Pollution severity	3		

Important note

Product information	The voltage depends on the selected fuse element or the selected indicator light
---------------------	--

Classifications

ETIM 8.0	EC000899	ETIM 9.0	EC000899
ETIM 10.0	EC000899	ECLASS 14.0	27-25-01-13
ECLASS 15.0	27-25-01-13		

Drawings



WSI 25/1 CC

Weidmüller Interface GmbH & Co. KG

Klingenbergstraße 26

D-32758 Detmold

Germany

www.weidmueller.com

Accessories

Blank



ESG is the tried-and-tested marker in MultiCard format for use on many well-known electrical devices. The result is high-quality device marking with a high-contrast appearance.

Various types are available for devices from manufacturers like Siemens, ABB, Beckhoff etc.

Advantages at a glance:

- Tags for universal usage, self-adhesive or clip-on tags, depending on type
- For aligned equipment, e.g. circuit breakers, we supply ESG markers for clipping onto tag rails
- Individual laser-quality printing according to specifications

For custom printing: Please send us a file of our labeling software M-Print PRO or M-Print PRO Online (without installation) for your labeling specifications.

General ordering data

Type	ESG 6/15 K MC NE WS	Version	
Order No.	1880100000	ESG, Device markers x 15 mm, PA 66, Colour: white, Self-adhesive	
GTIN (EAN)	4032248478781		
Qty.	200 ST		

Marker holder




The marker holder offer the possibility of additional mounting of standard markers with a pitch of 5 or 5.1 mm. The angled holders can be optionally snapped together and could be mounted in all standard marking channels of the Klippon® Connect modular terminal blocks. Fitting marker types could be found under the respective accessories of the designation marking holder.

General ordering data

Type	BZT 1 WS 10/5	Version	
Order No.	1805490000	Accessories, Marker holder	
GTIN (EAN)	4032248270231		
Qty.	100 ST		
Type	BZT 1 ZA WS 10/5	Version	
Order No.	1805520000	Accessories, Marker holder	
GTIN (EAN)	4032248270248		
Qty.	100 ST		

Accessories

Blank



MultiFit is the Weidmüller marker system used for other makes of terminals. Similar to the Weidmüller Dekafix, the markers of the MultiFit family are available ready-for-use with standard printing.

We recommend to carry out a test with sample markers on the terminals used when using MultiFit for the first time.


- One marker, suitable for different makes of terminals.
- Ready-to-use markers with standard printing
- Blank markers for printing with the PrintJet CONNECT or Plotter
- Delivery of individually printed markers according to customer CAE data or specifications
- One marking system for all applications

For custom printing: Please send us a file of our labeling software M-Print PRO or M-Print PRO Online (without installation) for your labeling specifications.

General ordering data

Type	MF 5/12 MC NE WS	Version	
Order No.	1250090000	MultiFit, Terminal marker, 5 x 12 mm, Pitch in mm (P): 5.00 Phoenix,	
GTIN (EAN)	4050118040463	white	
Qty.	250 ST		

End bracket



Weidmüller's range of products includes end brackets that guarantee a permanent, reliable mounting on the terminal rail and prevent sliding. Versions with and without screws are available. The end brackets include marking options, also for group markers, and also a test plug holder.

General ordering data

Type	ZST 1	Version	
Order No.	1269070000	Accessories, Accessories holder	
GTIN (EAN)	4050118094091		
Qty.	25 ST		
Type	WEW 35/2	Version	
Order No.	1061200000	End bracket, dark beige, TS 35, HB, Wemid, Width: 8 mm, 100 °C	
GTIN (EAN)	4008190030230		
Qty.	50 ST		
Type	WEW 35/2 GR	Version	
Order No.	1859200000	End bracket, grey, TS 35, V-2, Wemid, Width: 8 mm, 100 °C	
GTIN (EAN)	4032248411658		
Qty.	50 ST		
Type	WEW 35/2 SW	Version	
Order No.	1061210000	End bracket, black, TS 35, V-2, Wemid, Width: 8 mm, 100 °C	
GTIN (EAN)	4032248136278		
Qty.	50 ST		

Accessories

Type	WEW 35/2 V0 GF SW	Version	
Order No.	1479000000		End bracket, black, TS 35, V-0, Wemid, Width: 8 mm, 130 °C
GTIN (EAN)	4050118286779		
Qty.	50 ST		