

SAIL-ZW-3-1.5U

Weidmüller Interface GmbH & Co. KG

Klingenbergstraße 26

D-32758 Detmold

Germany

www.weidmueller.com



Sensor/actuator cables are used for wiring sensors and actuators and for transmitting data or power in various applications. The moulded cable offers connected and tested connection of the plug-in connector to the cable ex-works. The cables may be exposed to a wide range of conditions, such as humidity, dust, heat, cold, shock or vibration.

Our developers have focused specifically on this issue and designed a host of different M8 and M12 sensor-actuator cables so you are bound to find the solution you need for your application.

Is there something you have not managed to find or you feel needs explanation? Talk to us!

General ordering data

Version	Sensor/actuator line, One end without connector, M12, Number of poles : 3, 1.5 m, Twin cabling, pin, straight, Shielded: No, LED: No, Sheath material: PUR, Halogen: No
Order No.	1964310150
Type	SAIL-ZW-3-1.5U
GTIN (EAN)	4032248647712
Qty.	1 items

SAIL-ZW-3-1.5U

Weidmüller Interface GmbH & Co. KG

Klingenbergstraße 26

D-32758 Detmold

Germany

www.weidmueller.com

Technical data

Approvals

Approvals



ROHS Conform

UL File Number Search [UL Website](#)

Certificate no. (cULus) E307231

Dimensions and weights

Net weight 76.56 g

Environmental Product Compliance

RoHS Compliance Status Compliant with exemption

RoHS Exemption (if applicable/known) 6c

REACH SVHC Lead 7439-92-1

SCIP 1c533b66-fcff-4da5-b89f-fd55fbf5cb55

Technical specifications for cable

Cable length	1.5 m	Sheathing colour	black (similar to RAL 9005)
Resistance to oils	Yes	Suitable for cable carriers	Yes
Core cross-section	0.34 mm ²	Shielded	No
Halogen	No	Insulation	PP
Acceleration	5 m/s ²	Bending radius, min., moving	10 x cable diameter
Bending radius, min., stationary	5 x cable diameter	Bending cycles	12 Mio
Resistance to spread of flame	In accordance with UL1581 UL / CUL FT2, in accordance with IEC 60332-2-2	Speed	3.33 m/s
Sheath material	PUR	Configurable cable length	No
Hydrolysis and microbe resistant	Yes	Outer cladding in accordance with UL AWM style	20549 (80 °C / 300 V)
Core in accordance with UL AWM style	10493 (80 °C / 300 V)	Welding spark resistance	No
Colour coding	brown, blue, black	Torsion resistance	180 °/m
Temperature range, stationary	-50...80 °C	Resistant to welding beads	No
Bending cycles at torsion	> 5 Mio.	Temperature range, moving	-25...60 °C
Length of torsion	1 m	Number of poles	3
Outside diameter	3.8 mm ± 0.15 mm		

General technical data

Coding	A-coded	Connection thread	M12
Contact surface	Gold-plated	LED	No
Version	Twin cabling, pin, straight	Housing main material	PUR
Insulation resistance	108 Ω	Nominal voltage	250 V
Nominal current	4 A	AF size	12 mm
Protection degree	IP67, IP68, when screwed in, IP65, IP66	Plugging cycles	≥ 100
Pollution severity	3	jumpered	No
Threaded ring material	Diecast zinc	Temperature range of housing	-25...+85 °C
Tightening torque	M12: 0.8 - 1.2 Nm		

SAIL-ZW-3-1.5U

Weidmüller Interface GmbH & Co. KG
 Klingenbergstraße 26
 D-32758 Detmold
 Germany

www.weidmueller.com

Technical data

Electrical properties

Insulation resistance	108 Ω	Nominal voltage	250 V
-----------------------	-------	-----------------	-------

General standards

Connector standard	IEC 61076-2-101	Certificate No. (CSA)	200039-2372994
Certificate no. (cULus)	E307231		

Standards

Connector standard	IEC 61076-2-101
--------------------	-----------------

Plug, left

Plug left	M12, A-coded, IP69, male contact, straight, Plastic, unshielded
-----------	---

Plug, right

Plug right	free conductor end
------------	--------------------

Classifications

ETIM 8.0	EC001855	ETIM 9.0	EC001855
ETIM 10.0	EC001855	ECLASS 14.0	27-06-03-11
ECLASS 15.0	27-06-03-11		

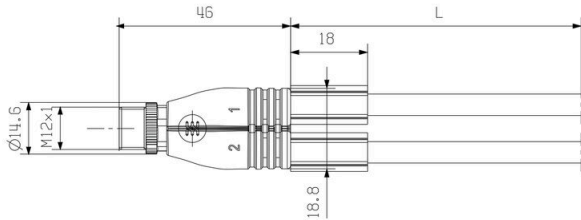
SAIL-ZW-3-1.5U

Weidmüller Interface GmbH & Co. KG
 Klingenbergstraße 26
 D-32758 Detmold
 Germany

www.weidmueller.com

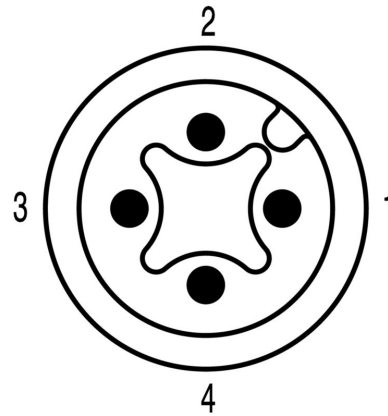
Drawings

Dimensioned drawing



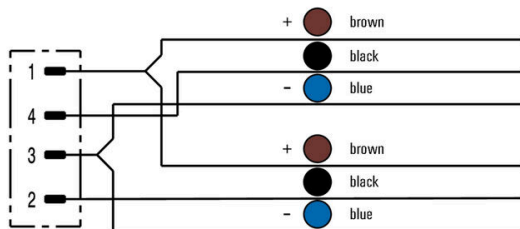
Twin male connector, straight

Pole scheme



Twin male connector

Wiring diagram



The ideal tool: Screwty® with torque function



Light, securely screwed-in round plug-in connectors. Screwty set DM / VPE: 1 / Order No.: 1920000000 Adapters: M12, M12 F, M8, M8 F

