Data sheet

SAIL-M12GM12W-4-3L10V

Weidmüller Interface GmbH & Co. KG
Klingenbergstraße 26
D-32758 Detmold
Germany

www.weidmueller.com





Sensor/actuator cables are used for wiring sensors and actuators and for transmitting data or power in various applications. The moulded cable offers connected and tested connection of the plug-in connector to the cable ex-works. The cables may be exposed to a wide range of conditions, such as humidity, dust, heat, cold, shock or vibration.
Our developers have focused specifically on this issue and designed a host of different M8 and M12 sensor-actuator cables so you are bound to find the solution you need for your application.
Is there something you have not managed to find or you feel needs explanation? Talk to us!

General ordering data

Version	Sensor/actuator line, Connecting line, M12 / M12, Number of poles : 4, 10 m, pin, straight - socket, 90°, Shielded: No, LED: Yes, Sheath material: PVC, Halogen: Yes
Order No.	1963931000
Type	SAIL-M12GM12W-4-3L10V
GTIN (EAN)	4032248646524
Qty.	1 items

Data sheet

SAIL-M12GM12W-4-3L10V

Weidmüller Interface GmbH & Co. KG
Klingenbergstraße 26
D-32758 Detmold
Germany

www.weidmueller.com

Technical data

Approvals

Approvals	
ROHS	Conform
UL File Number Search	UL Website
Certificate No. (UL)	E307231

Dimensions and weights

Net weight	300 g

Environmental Product Compliance

RoHS Compliance Status	Compliant with exemption
RoHS Exemption (if applicable/known)	6c, 7cl
REACH SVHC	Lead 7439-92-1
SCIP	1c533b66-fcff-4da5-b89f-fd55fbf5cb55

Technical specifications for cable

Cable length	10 m	Sheathing colour	black
Suitable for cable carriers	No	Core cross-section	0.34 mm²
Shielded	No	Halogen	Yes
Insulation	PVC	Sheath material	PVC
Cable length configurable	No	Outer cladding in accordance with UL AWM style	2464 (80 °C / 300 V)
Irradiation crosslinked	No	Welding spark resistance	No
Colour coding	brown, white, blue, black	Torsion resistance	0 °/m
Temperature range, stationary	-30...80 °C	Resistant to welding beads	No
Temperature range, moving	-5...80 °C	Number of poles	4
Outside diameter	5.3 mm ± 0.2 mm		

General technical data

Coding	A-coded	Connection thread	M12 / M12
Contact surface	Gold-plated	LED	Yes
Version	pin, straight - socket, 90°	Housing main material	PUR
Insulation resistance	108 Ω	Nominal voltage	24 V
Nominal current	4 A	Protection degree	IP67, IP68, when screwed in, IP65, IP66
Plugging cycles	≥ 100	Pollution severity	3
jumpered	No	Threaded ring material	Diecast zinc
Temperature range of housing	-25...+85 °C	Tightening torque	M12: 0.8 - 1.2 Nm

Electrical properties

Insulation resistance	108 Ω	Nominal voltage	24 V

General standards

Connector standard	IEC 61076-2-101	Certificate No. (UL)	E307231

SAIL-M12GM12W-4-3L10V

Weidmüller Interface GmbH & Co. KG
Klingenbergstraße 26
D-32758 Detmold
Germany

www.weidmueller.com

Technical data

Standards

Connector standard	IEC 61076-2-101

Plug, left

Plug left	M12, A-coded, IP69, male contact, straight, Plastic, unshielded

Plug, right

Plug right	M12, A-coded, IP69, female contact, angled 90°, Plastic, LED, unshielded

Classifications

ETIM 8.0	EC001855	ETIM 9.0	EC001855
ETIM 10.0	EC001855	ECLASS 14.0	27-06-03-11
ECLASS 15.0	27-06-03-11		

SAIL-M12GM12W-4-3L10V

Weidmüller Interface GmbH & Co. KG
Klingenbergstraße 26
D-32758 Detmold
Germany

www.weidmueller.com

Drawings

Dimensioned drawing

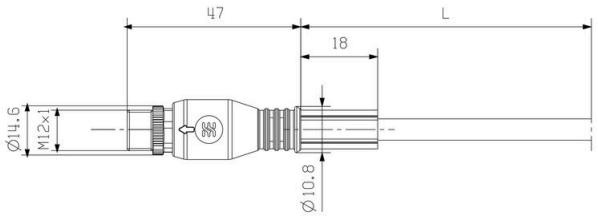

Male, straight

Dimensioned drawing

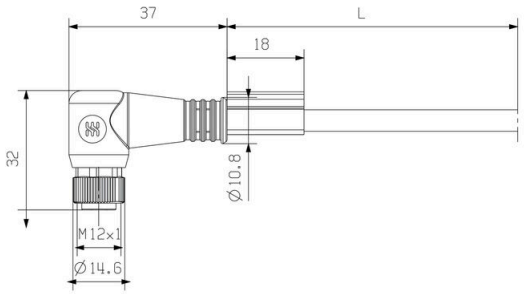

Angled socket

Pole scheme

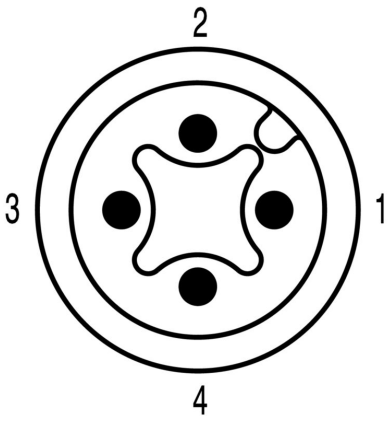

Male

Pole scheme

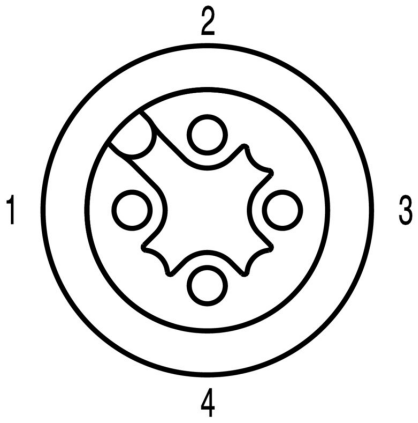

Socket

SAIL-M12GM12W-4-3L10V

Weidmüller Interface GmbH & Co. KG
Klingenbergstraße 26
D-32758 Detmold
Germany

www.weidmueller.com

Drawings

Wiring diagram

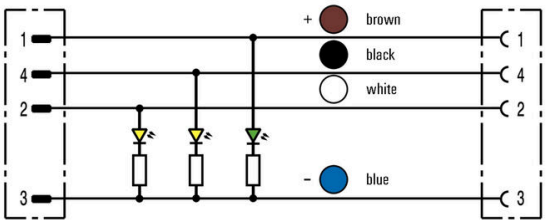

The ideal tool: Screwty ® with torque function

Light, securely screwed-in round plug-in connectors. Screwty set DM / VPE: 1 / Order No.: 1920000000 Adapters: M12, M12 F, M8, M8 F