

SAIL-M8GM8GR-4-1.5V

Weidmüller Interface GmbH & Co. KG

Klingenbergstraße 26

D-32758 Detmold

Germany

www.weidmueller.com



Sensor/actuator cables are used for wiring sensors and actuators and for transmitting data or power in various applications. The moulded cable offers connected and tested connection of the plug-in connector to the cable ex-works. The cables may be exposed to a wide range of conditions, such as humidity, dust, heat, cold, shock or vibration.

Our developers have focused specifically on this issue and designed a host of different M8 and M12 sensor-actuator cables so you are bound to find the solution you need for your application.

Is there something you have not managed to find or you feel needs explanation? Talk to us!

General ordering data

Version	Sensor/actuator line, Connecting line, M8 / M8, Number of poles : 4, 1.5 m, pin, straight - socket, straight, Shielded: No, LED: No, Sheath material: PVC, Halogen: Yes
Order No.	1948680150
Type	SAIL-M8GM8GR-4-1.5V
GTIN (EAN)	4032248625833
Qty.	1 items

SAIL-M8GM8GR-4-1.5V

Weidmüller Interface GmbH & Co. KG
 Klingenbergstraße 26
 D-32758 Detmold
 Germany

www.weidmueller.com

Technical data

Approvals

Approvals



ROHS	Conform
UL File Number Search	UL Website
Certificate no. (cULus)	E307231

Dimensions and weights

Net weight	62 g
------------	------

Environmental Product Compliance

RoHS Compliance Status	Compliant with exemption
RoHS Exemption (if applicable/known)	6c
REACH SVHC	Lead 7439-92-1
SCIP	1c533b66-fcff-4da5-b89f-fd55fbf5cb55

Technical specifications for cable

Cable length	1.5 m	Sheathing colour	black
Suitable for cable carriers	No	Core cross-section	0.25 mm ²
Shielded	No	Halogen	Yes
Insulation	PVC	Sheath material	PVC
Configurable cable length	No	Outer cladding in accordance with UL AWM style	2464 (80 °C / 300 V)
Irradiation crosslinked	No	Welding spark resistance	No
Colour coding	brown, white, blue, black	Torsion resistance	0 °/m
Temperature range, stationary	-30...80 °C	Resistant to welding beads	No
Temperature range, moving	-5...80 °C	Number of poles	4
Outside diameter	4.8 mm ± 0.2 mm		

General technical data

Coding	A-coded	Connection thread	M8 / M8
Contact surface	Gold-plated	LED	No
Version	pin, straight - socket, straight	Housing main material	PUR
Insulation resistance	108 Ω	Nominal voltage	30 V
Nominal current	4 A	Protection degree	IP65, when screwed in
Plugging cycles	≥ 100	Pollution severity	3
jumpered	No	Threaded ring material	Brass, nickel-plated
Temperature range of housing	-25...+85 °C	Tightening torque	M8: 0.5 - 0.6 Nm

Electrical properties

Insulation resistance	108 Ω	Nominal voltage	30 V
-----------------------	-------	-----------------	------

General standards

Connector standard	IEC 61076-2-104	Certificate no. (cULus)	E307231
--------------------	-----------------	-------------------------	---------

SAIL-M8GM8GR-4-1.5V

Weidmüller Interface GmbH & Co. KG
 Klingenbergstraße 26
 D-32758 Detmold
 Germany

www.weidmueller.com

Technical data

Standards

Connector standard	IEC 61076-2-104
--------------------	-----------------

Plug, left

Plug left	M8, IP69, male contact, straight, Plastic, unshielded
-----------	---

Plug, right

Plug right	M8, IP69, female contact, straight, Plastic, unshielded
------------	---

Classifications

ETIM 8.0	EC001855	ETIM 9.0	EC001855
ETIM 10.0	EC001855	ECLASS 14.0	27-06-03-11
ECLASS 15.0	27-06-03-11		

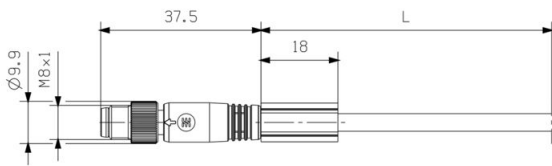
SAIL-M8GM8GR-4-1.5V

Weidmüller Interface GmbH & Co. KG
 Klingenbergstraße 26
 D-32758 Detmold
 Germany

www.weidmueller.com

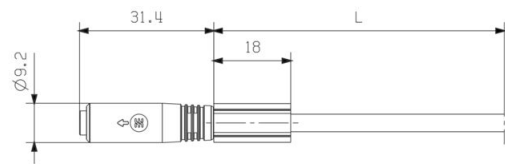
Drawings

Dimensioned drawing



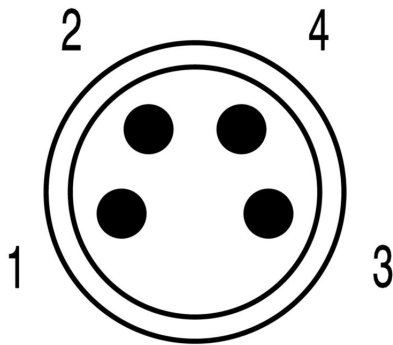
Male, straight

Dimensioned drawing



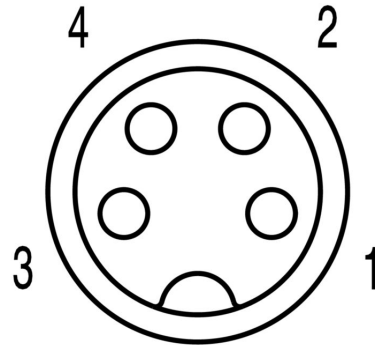
Straight socket

Pole scheme



Male

Pole scheme



Socket

Wiring diagram

