


**BLZP 5.08HC/17/90 SN OR BX**

**Weidmüller Interface GmbH & Co. KG**  
 Klingenbergstraße 26  
 D-32758 Detmold  
 Germany

www.weidmueller.com

**Product image**



Female plugs with clamping-yoke connection for connecting wires with a right-angle (90° or 270°) outlet direction. The female connectors provide space for labelling and can be coded. Fastened by means of a flange or release latch. They also provide an integrated plus/minus screw, protection against faulty insertion of the wire, and they are delivered with open clamping yokes. HC = High Current.

**General ordering data**

|              |  |
|--------------|--|
| Version      | PCB plug-in connector, female plug, 5.08 mm, Number of poles: 17, 90°, Clamping yoke connection, Clamping range, max. : 4 mm², Box |
| Order No.    | <a href="#">1948160000</a>   |
| Type         | BLZP 5.08HC/17/90 SN OR BX   |
| GTIN (EAN)   | 4032248624584  |
| Qty.         | 18 items   |
| Product data | IEC: 400 V / 23 A / 0.2 - 4 mm²<br>UL: 300 V / 20 A / AWG 26 - AWG 12  |
| Packaging    | Box  |

## BLZP 5.08HC/17/90 SN OR BX

**Weidmüller Interface GmbH & Co. KG**  
 Klingenbergstraße 26  
 D-32758 Detmold  
 Germany

www.weidmueller.com

## Technical data

### Approvals

Approvals



|                         |                            |
|-------------------------|----------------------------|
| ROHS                    | Conform                    |
| UL File Number Search   | <a href="#">UL Website</a> |
| Certificate No. (cURus) | E60693                     |

### Dimensions and weights

|            |          |                 |             |
|------------|----------|-----------------|-------------|
| Depth      | 27.2 mm  | Depth (inches)  | 1.0709 inch |
| Height     | 14.1 mm  | Height (inches) | 0.5551 inch |
| Width      | 86.36 mm | Width (inches)  | 3.4 inch    |
| Net weight | 34.39 g  |                 |             |

### Environmental Product Compliance

|                        |                             |
|------------------------|-----------------------------|
| RoHS Compliance Status | Compliant without exemption |
| REACH SVHC             | No SVHC above 0.1 wt%       |

### System Parameters

|  |  |                   |                            |
|--|--|-------------------|----------------------------|
| Product family                               | OMNIMATE Signal - series BL/SL 5.08    |                   |                            |
| Type of connection                           | Field connection                       |                   |                            |
| Wire connection method                       | Clamping yoke connection               |                   |                            |
| Pitch in mm (P)                              | 5.08 mm                                |                   |                            |
| Pitch in inches (P)                          | 0.200 "                                |                   |                            |
| Conductor outlet direction                   | 90°                                    |                   |                            |
| Number of poles                              | 17                                     |                   |                            |
| L1 in mm                                     | 81.28 mm                               |                   |                            |
| L1 in inches                                 | 3.200 "                                |                   |                            |
| Number of rows                               | 1                                      |                   |                            |
| Pin series quantity                          | 1                                      |                   |                            |
| Rated cross-section                          | 4 mm <sup>2</sup>                      |                   |                            |
| Touch-safe protection acc. to DIN VDE 57 106 | Safe from finger touch                 |                   |                            |
| Touch-safe protection acc. to DIN VDE 0470   | IP20 plugged/ IP10 unplugged           |                   |                            |
| Protection degree                            | IP20                                   |                   |                            |
| Volume resistance                            | ≤5 mΩ                                  |                   |                            |
| Can be coded                                 | Yes                                    |                   |                            |
| Stripping length                             | 7 mm                                   |                   |                            |
| Clamping screw                               | M 2.5                                  |                   |                            |
| Screwdriver blade                            | 0.6 x 3.5, PH 1, PZ 1                  |                   |                            |
| Screwdriver blade standard                   | DIN 5264, ISO 8764/2-PH, ISO 8764/2-PZ |                   |                            |
| Plugging cycles                              | 25                                     |                   |                            |
| Plugging force/pole, max.                    | 10 N                                   |                   |                            |
| Pulling force/pole, max.                     | 9 N                                    |                   |                            |
| Tightening torque                            | Torque type                            | Wire connection   |                            |
|  | Usage information                      | Tightening torque | min. 0.4 Nm<br>max. 0.5 Nm |

## BLZP 5.08HC/17/90 SN OR BX

**Weidmüller Interface GmbH & Co. KG**  
 Klingenbergstraße 26  
 D-32758 Detmold  
 Germany

www.weidmueller.com

## Technical data

### Material data

|                                       |          |                                       |                            |
|---------------------------------------|----------|---------------------------------------|----------------------------|
| Insulating material                   | PBT      | Colour                                | orange                     |
| Colour chart (similar)                | RAL 2000 | Insulating material group             | Illa                       |
| Comparative Tracking Index (CTI)      | ≥ 200    | Moisture Level (MSL)                  |                            |
| UL 94 flammability rating             | V-0      | Contact material                      | Cu-alloy                   |
| Contact surface                       | tinned   | Layer structure of plug contact       | 4...8 µm Sn hot-dip tinned |
| Storage temperature, min.             | -40 °C   | Storage temperature, max.             | 70 °C                      |
| Operating temperature, min.           | -50 °C   | Operating temperature, max.           | 100 °C                     |
| Temperature range, installation, min. | -25 °C   | Temperature range, installation, max. | 100 °C                     |

### Conductors suitable for connection

|   |                      |
|---|----------------------|
| Clamping range, min.                            | 0.13 mm <sup>2</sup> |
| Clamping range, max.                            | 4 mm <sup>2</sup>    |
| Wire connection cross section AWG, min.         | AWG 30               |
| Wire connection cross section AWG, max.         | AWG 12               |
| Solid, min. H05(07) V-U                         | 0.2 mm <sup>2</sup>  |
| Solid, max. H05(07) V-U                         | 4 mm <sup>2</sup>    |
| Flexible, min. H05(07) V-K                      | 0.2 mm <sup>2</sup>  |
| Flexible, max. H05(07) V-K                      | 4 mm <sup>2</sup>    |
| w. plastic collar ferrule, DIN 46228 pt 4, min. | 0.2 mm <sup>2</sup>  |
| w. plastic collar ferrule, DIN 46228 pt 4, max. | 2.5 mm <sup>2</sup>  |
| w. wire end ferrule, DIN 46228 pt 1, min.       | 0.2 mm <sup>2</sup>  |
| w. wire end ferrule, DIN 46228 pt 1, max.       | 4 mm <sup>2</sup>    |
| Plug gauge in accordance with EN 60999 a x b; ø | 2.8 mm x 2.4 mm      |

|  |  |                              |                        |
|--|--|------------------------------|------------------------|
| Clampable conductor  | Cross-section for conductor connection<br>wire end ferrule | nominal                      | 0.5 mm <sup>2</sup>    |
|  |  | Stripping length             | nominal 6 mm           |
|  |  | Recommended wire-end ferrule | <a href="#">H0,5/6</a> |
|  |  | Stripping length             | nominal 8 mm           |
|  | Cross-section for conductor connection<br>wire end ferrule | nominal                      | 1 mm <sup>2</sup>      |
|  |  | Stripping length             | nominal 6 mm           |
|  |  | Recommended wire-end ferrule | <a href="#">H1,0/6</a> |
|  |  | Stripping length             | nominal 8 mm           |
|  | Cross-section for conductor connection<br>wire end ferrule | nominal                      | 1.5 mm <sup>2</sup>    |
|  |  | Stripping length             | nominal 7 mm           |
|  |  | Recommended wire-end ferrule | <a href="#">H1,5/7</a> |
|  |  | Stripping length             | nominal 10 mm          |
|  | Cross-section for conductor connection<br>wire end ferrule | nominal                      | 2.5 mm <sup>2</sup>    |
|  |  | Stripping length             | nominal 7 mm           |
|  |  | Recommended wire-end ferrule | <a href="#">H2,5/7</a> |
|  |  | Stripping length             | nominal 10 mm          |
| Cross-section for conductor connection<br>wire end ferrule | nominal  | 2.5 mm <sup>2</sup>          |                        |
|  | Stripping length   | nominal 7 mm                 |                        |
|  | Recommended wire-end ferrule                               | <a href="#">H2,5/7</a>       |                        |
|  | Stripping length   | nominal 10 mm                |                        |
| Cross-section for conductor connection<br>wire end ferrule | nominal  | 2.5 mm <sup>2</sup>          |                        |
|  | Stripping length   | nominal 7 mm                 |                        |
|  | Recommended wire-end ferrule                               | <a href="#">H2,5/7</a>       |                        |
|  | Stripping length   | nominal 10 mm                |                        |

**Reference text** The outside diameter of the plastic collar should not be larger than the pitch (P). Length of ferrules is to be chosen depending on the product and the rated voltage.

**BLZP 5.08HC/17/90 SN OR BX**

**Weidmüller Interface GmbH & Co. KG**  
 Klingenbergstraße 26  
 D-32758 Detmold  
 Germany

www.weidmueller.com

**Technical data**

**Rated data acc. to IEC**

|   |                        |   |                   |
|---|------------------------|---|-------------------|
| tested acc. to standard   | IEC 60664-1, IEC 61984 | Rated current, min. number of poles (Tu=20°C)                         | 23 A              |
| Rated current, max. number of poles (Tu=20°C)                             | 18 A                   | Rated current, min. number of poles (Tu=40°C)                         | 21 A              |
| Rated current, max. number of poles (Tu=40°C)                             | 16 A                   | Rated voltage for surge voltage class / pollution degree II/2         | 400 V             |
| Rated voltage for surge voltage class / pollution degree III/2            | 320 V                  | Rated voltage for surge voltage class / pollution degree III/3        | 250 V             |
| Rated impulse voltage for surge voltage class/ pollution degree II/2      | 4 kV                   | Rated impulse voltage for surge voltage class/ pollution degree III/2 | 4 kV              |
| Rated impulse voltage for surge voltage class/ contamination degree III/3 | 4 kV                   | Short-time withstand current resistance                               | 3 x 1s with 120 A |

**Rated data acc. to CSA**

|                                   |        |                                   |  |
|-----------------------------------|--------|-----------------------------------|--|
| Institute (CSA)                   | CSA    | Certificate No. (CSA)             | 200039-1121690   |
| Rated voltage (Use group B / CSA) | 300 V  | Rated voltage (Use group C / CSA) | 50 V   |
| Rated voltage (Use group D / CSA) | 300 V  | Rated current (Use group B / CSA) | 20 A   |
| Rated current (Use group D / CSA) | 20 A   | Wire cross-section, AWG, min.     | AWG 30   |
| Wire cross-section, AWG, max.     | AWG 12 | Reference to approval values      | Specifications are maximum values, details - see approval certificate. |

**Rated data acc. to UL 1059**

|                                       |  |                                       |        |
|---------------------------------------|--|---------------------------------------|--------|
| Institute (cURus)                     | CURUS  | Certificate No. (cURus)               | E60693 |
| Rated voltage (Use group B / UL 1059) | 300 V  | Rated voltage (Use group D / UL 1059) | 300 V  |
| Rated current (Use group B / UL 1059) | 20 A   | Rated current (Use group D / UL 1059) | 10 A   |
| Wire cross-section, AWG, min.         | AWG 26   | Wire cross-section, AWG, max.         | AWG 12 |
| Reference to approval values          | Specifications are maximum values, details - see approval certificate. |                                       |        |

**Packing**

|           |           |            |           |
|-----------|-----------|------------|-----------|
| Packaging | Box       | VPE length | 348.00 mm |
| VPE width | 136.00 mm | VPE height | 32.00 mm  |

**Type tests**

|  |                |  |
|--|----------------|--|
| Test: Durability of markings                 | Standard       | DIN EN 61984 section 7.3.2 / 09.02 taking pattern from DIN EN 60068-2-70 / 07.96   |
|  | Test           | mark of origin, rated voltage, rated cross-section, type of material               |
|  | Evaluation     | available  |
|  | Test           | durability   |
| Test: Misengagement (Non-interchangeability) | Standard       | DIN EN 60512-13-5 / 11.06, IEC 60512-13-5 / 02.06                                  |
|  | Test           | 180° turned with coding elements   |
|  | Evaluation     | passed   |
|  | Test           | visual examination   |
| Test: Clampable cross section                | Evaluation     | passed   |
|  | Standard       | DIN EN 60999-1 section 7 and 9.1 / 12.00, DIN EN 60947-1 section 8.2.4.5.1 / 12.02 |
|  | Conductor type | Type of conductor solid 0.2 mm <sup>2</sup> and conductor cross-section            |

**BLZP 5.08HC/17/90 SN OR BX**

**Weidmüller Interface GmbH & Co. KG**  
 Klingenbergstraße 26  
 D-32758 Detmold  
 Germany

www.weidmueller.com

**Technical data**

|   |   |   |                              |  |
|---|---|---|------------------------------|--|
|   |   | Type of conductor and conductor cross-section | stranded 0.2 mm <sup>2</sup> |  |
|   |   | Type of conductor and conductor cross-section | solid 2.5 mm <sup>2</sup>    |  |
|   |   | Type of conductor and conductor cross-section | stranded 2.5 mm <sup>2</sup> |  |
|   |   | Type of conductor and conductor cross-section | AWG 26/1                     |  |
|   |   | Type of conductor and conductor cross-section | AWG 26/19                    |  |
|   | Evaluation                                    | passed  |                              |  |
| Test for damage to and accidental loosening of conductors | Standard                                      | DIN EN 60999-1 section 9.4 / 12.00            |                              |  |
|   | Requirement                                   | 0.2 kg  |                              |  |
|   | Conductor type                                | Type of conductor and conductor cross-section | AWG 26/1                     |  |
|   |   | Type of conductor and conductor cross-section | AWG 26/19                    |  |
|   | Evaluation                                    | passed  |                              |  |
|   | Requirement                                   | 0.3 kg  |                              |  |
|   | Conductor type                                | Type of conductor and conductor cross-section | solid 0.5 mm <sup>2</sup>    |  |
|   |   | Type of conductor and conductor cross-section | stranded 0.5 mm <sup>2</sup> |  |
|   | Evaluation                                    | passed  |                              |  |
|   | Requirement                                   | 0.9 kg  |                              |  |
| Pull-out test   | Conductor type                                | Type of conductor and conductor cross-section | AWG 12/1                     |  |
|   |   | Type of conductor and conductor cross-section | AWG 12/19                    |  |
|   | Evaluation                                    | passed  |                              |  |
|   | Standard                                      | DIN EN 60999-1 section 9.5 / 12.00            |                              |  |
|   | Requirement                                   | ≥10 N   |                              |  |
|   | Conductor type                                | Type of conductor and conductor cross-section | AWG 26/1                     |  |
|   |   | Type of conductor and conductor cross-section | AWG 26/19                    |  |
|   | Evaluation                                    | passed  |                              |  |
|   | Requirement                                   | ≥20 N   |                              |  |
|   | Conductor type                                | Type of conductor and conductor cross-section | H05V-U0.5                    |  |
| Type of conductor and conductor cross-section             |   | H05V-K0.5                                     |                              |  |
| Evaluation  | passed  |   |                              |  |
| Requirement   | ≥60 N   |   |                              |  |
| Conductor type  | Type of conductor and conductor cross-section | H07V-U4.0                                     |                              |  |

**Technical data**

|            |   |           |
|------------|---|-----------|
|            | Type of conductor and conductor cross-section | H07V-K4.0 |
|            | Type of conductor and conductor cross-section | AWG 12/1  |
|            | Type of conductor and conductor cross-section | AWG 12/19 |
| Evaluation | passed  |           |

**Important note**

|                |   |
|----------------|---|
| IPC conformity | Conformity: The products are developed, manufactured and delivered according international recognized standards and norms and comply with the assured properties in the data sheet resp. fulfill decorative properties in accordance with IPC-A-610 "Class 2". Further claims on the products can be evaluated on request.  |
| Notes          | <ul style="list-style-type: none"> <li>• Additional variants on request</li> <li>• Gold-plated contact surfaces on request</li> <li>• Rated current related to rated cross-section &amp; min. No. of poles.</li> <li>• Wire end ferrule without plastic collar to DIN 46228/1</li> <li>• Wire end ferrule with plastic collar to DIN 46228/4</li> <li>• P on drawing = pitch</li> <li>• Rated data refer only to the component itself. Clearance and creepage distances to other components are to be designed in accordance with the relevant application standards.</li> <li>• In accordance with IEC 61984, OMNIMATE-connectors are connectors without breaking capacity (COC). During designated use, connectors are not allowed to be engaged or disengaged when live or under load</li> <li>• Long term storage of the product with average temperature of 50 °C and maximum humidity 70%, 36 months</li> </ul> |

**Classifications**

|             |             |             |             |
|-------------|-------------|-------------|-------------|
| ETIM 8.0    | EC002638    | ETIM 9.0    | EC002638    |
| ETIM 10.0   | EC002638    | ECLASS 14.0 | 27-46-02-02 |
| ECLASS 15.0 | 27-46-02-02 |             |             |


**BLZP 5.08HC/17/90 SN OR BX**

**Weidmüller Interface GmbH & Co. KG**  
Klingenbergstraße 26  
D-32758 Detmold  
Germany

Drawings

[www.weidmueller.com](http://www.weidmueller.com)

Product image



Dimensional drawing



## BLZP 5.08HC/17/90 SN OR BX

**Weidmüller Interface GmbH & Co. KG**  
Klingenbergstraße 26  
D-32758 Detmold  
Germany

www.weidmueller.com

## Accessories

### Coding elements



Only connects what is supposed to be connected: the right connection at the right place.  
Coding elements and locking devices clearly assign connecting elements during the manufacturing process and operation  
The coding elements and locking devices are inserted prior to assembly or during the cable assembly phase. The Weidmüller alternative: configure online using the variant configurator to precode prior to delivery. Incorrect assembly on the circuit board and incorrect plugging of connecting elements is no longer possible. The advantage: no troubleshooting during manufacture and no operational errors by the user.

### General ordering data

|            |                            |  |
|------------|----------------------------|--|
| Type       | BLZ/SL KO OR BX            | Version  |
| Order No.  | <a href="#">1573010000</a> | PCB plug-in connector, Accessories, Coding element, orange, Number of poles: 1 |
| GTIN (EAN) | 4008190048396              |  |
| Qty.       | 100 ST                     |  |
| Type       | BLZ/SL KO BK BX            | Version  |
| Order No.  | <a href="#">1545710000</a> | PCB plug-in connector, Accessories, Coding element, black, Number of poles: 1  |
| GTIN (EAN) | 4008190087142              |  |
| Qty.       | 50 ST                      |  |

### Slotted screwdriver



Slotted screwdriver with rounded blade SD DIN 5265, ISO 2380/2, output to DIN 5264, ISO 2380/1. ChromTop tip, SoftFinish grip

### General ordering data

|            |                            |   |
|------------|----------------------------|---|
| Type       | SDS 0.6X3.5X100            | Version   |
| Order No.  | <a href="#">2749340000</a> | Screwdriver, Blade width (B): 3.5 mm, Blade length: 100 mm, Blade thickness (A): 0.6 mm |
| GTIN (EAN) | 4050118895568              |   |
| Qty.       | 1 ST                       |   |
| Type       | SDIS 0.6X3.5X100           | Version   |
| Order No.  | <a href="#">2749810000</a> | Screwdriver, Blade width (B): 3.5 mm, Blade length: 100 mm, Blade thickness (A): 0.6 mm |
| GTIN (EAN) | 4050118897012              |   |
| Qty.       | 1 ST                       |   |

**BLZP 5.08HC/17/90 SN OR BX**

**Weidmüller Interface GmbH & Co. KG**  
 Klingenbergstraße 26  
 D-32758 Detmold  
 Germany

www.weidmueller.com

**Accessories**
**Crosshead screwdriver Phillips**


Crosshead screwdriver, Phillips, SDK PH DIN 5262, ISO 8764/2-PH, output to ISO 8764-PH, ChromTop tip, SoftFinish grip

**General ordering data**

|            |                            |   |  |
|------------|----------------------------|---|--|
| Type       | SDK PH1 X 80               | Version   |  |
| Order No.  | <a href="#">2749410000</a> | Screwdriver, Blade width (B): 4.5 mm, 80 mm, Blade thickness (A): 1 |  |
| GTIN (EAN) | 4050118895636              |   |  |
| Qty.       | 1 ST                       |   |  |

**Crosshead screwdriver Pozidriv**


Crosshead screwdriver, Pozidriv, SDK PZ DIN 5262, ISO 8764/2-PZ, output to ISO 8764/1-PZ, ChromTop tip, SoftFinish grip

**General ordering data**

|            |                            |  |  |
|------------|----------------------------|--|--|
| Type       | SDK PZ1 X 80               | Version  |  |
| Order No.  | <a href="#">2749440000</a> | Screwdriver, Blade width (B): 14.5 mm, 80 mm, Blade thickness (A): 1 |  |
| GTIN (EAN) | 4050118895667              |  |  |
| Qty.       | 1 ST                       |  |  |

## BLZP 5.08HC/17/90 SN OR BX

**Weidmüller Interface GmbH & Co. KG**  
 Klingenbergstraße 26  
 D-32758 Detmold  
 Germany

www.weidmueller.com

## Counterpart

### SL 5.08/135



Male connectors with 135° outlet direction. The solder pin length is optimised for wave flow soldering. The pin headers provide space for labelling and can be coded.

#### General ordering data

| Type       | SL 5.08/17/135 3.2SN OR... | Version   |
|------------|----------------------------|---|
| Order No.  | <a href="#">1603210000</a> | PCB plug-in connector, male header, open side, THT solder         |
| GTIN (EAN) | 4008190014315              | connection, 5.08 mm, Number of poles: 17, 135°, Solder pin length |
| Qty.       | 20 ST                      | (l): 3.2 mm, tinned, orange, Box                                  |

### SL 5.08/135B




Male connectors with 135° outlet direction. The solder pin length is optimised for wave flow soldering. The pin headers provide space for labelling and can be coded.

#### General ordering data

| Type       | SL 5.08/17/135B 3.2SN O... | Version  |
|------------|----------------------------|--|
| Order No.  | <a href="#">1605680000</a> | PCB plug-in connector, male header, Dovetails for fixing blocks, THT |
| GTIN (EAN) | 4008190061197              | solder connection, 5.08 mm, Number of poles: 17, 135°, Solder pin    |
| Qty.       | 20 ST                      | length (l): 3.2 mm, tinned, orange, Box                              |

### SL 5.08/180



Male connectors with straight outlet direction. The solder pin length is optimised for wave flow soldering. The pin headers provide space for labelling and can be coded.

#### General ordering data

| Type       | SL 5.08/17/180 3.2SN OR... | Version   |
|------------|----------------------------|---|
| Order No.  | <a href="#">1518760000</a> | PCB plug-in connector, male header, open side, THT solder         |
| GTIN (EAN) | 4008190056049              | connection, 5.08 mm, Number of poles: 17, 180°, Solder pin length |
| Qty.       | 20 ST                      | (l): 3.2 mm, tinned, orange, Box                                  |

**BLZP 5.08HC/17/90 SN OR BX**

**Weidmüller Interface GmbH & Co. KG**  
 Klingenbergstraße 26  
 D-32758 Detmold  
 Germany

**Counterpart**

www.weidmueller.com

**SL 5.08/180B**



Male connectors with straight outlet direction. The solder pin length is optimised for wave flow soldering. The pin headers provide space for labelling and can be coded.

**General ordering data**

|            |                            |  |
|------------|----------------------------|--|
| Type       | SL 5.08/17/180B 3.2SN O... | Version  |
| Order No.  | <a href="#">1521060000</a> | PCB plug-in connector, male header, Dovetails for fixing blocks, THT |
| GTIN (EAN) | 4008190074159              | solder connection, 5.08 mm, Number of poles: 17, 180°, Solder pin    |
| Qty.       | 20 ST                      | length (l): 3.2 mm, tinned, orange, Box                              |

**SL 5.08/90**



Male connectors with 90° outlet direction. The solder pin length is optimised for wave flow soldering. The pin headers provide space for labelling and can be coded.

**General ordering data**

|            |                            |   |
|------------|----------------------------|---|
| Type       | SL 5.08/17/90 3.2SN OR ... | Version   |
| Order No.  | <a href="#">1509560000</a> | PCB plug-in connector, male header, open side, THT solder             |
| GTIN (EAN) | 4008190091910              | connection, 5.08 mm, Number of poles: 17, 90°, Solder pin length (l): |
| Qty.       | 20 ST                      | 3.2 mm, tinned, orange, Box   |

**SL 5.08/90B**



Male connectors with 90° outlet direction. The solder pin length is optimised for wave flow soldering. The pin headers provide space for labelling and can be coded.

**General ordering data**

|            |                            |  |
|------------|----------------------------|--|
| Type       | SL 5.08/17/90B 3.2SN OR... | Version  |
| Order No.  | <a href="#">1511860000</a> | PCB plug-in connector, male header, Dovetails for fixing blocks, THT |
| GTIN (EAN) | 4008190000264              | solder connection, 5.08 mm, Number of poles: 17, 90°, Solder pin     |
| Qty.       | 20 ST                      | length (l): 3.2 mm, tinned, orange, Box                              |

## BLZP 5.08HC/17/90 SN OR BX

**Weidmüller Interface GmbH & Co. KG**  
 Klingenbergstraße 26  
 D-32758 Detmold  
 Germany

## Counterpart

www.weidmueller.com

## SL 5.08HC/180



Pin headers in glass-fibre-reinforced plastic with straight wire outlet; optimised for wave soldering. The flange variant (F) can be screwed onto the respective counter piece or the circuit board. There is no need for an extra screw to connect the circuit board when the solder flange (LF) version is used. This also protects the solder points from mechanical strain. All pin headers can be manually coded or ordered pre-coded. HC = High Current.

## General ordering data

|            |                            |   |
|------------|----------------------------|---|
| Type       | SL 5.08HC/17/180 3.2SN ... | Version   |
| Order No.  | <a href="#">1148430000</a> | PCB plug-in connector, male header, open side, THT solder         |
| GTIN (EAN) | 4032248934287              | connection, 5.08 mm, Number of poles: 17, 180°, Solder pin length |
| Qty.       | 20 ST                      | (l): 3.2 mm, tinned, black, Box                                   |
| Type       | SL 5.08HC/17/180 3.2SN ... | Version   |
| Order No.  | <a href="#">1146620000</a> | PCB plug-in connector, male header, open side, THT solder         |
| GTIN (EAN) | 4032248933631              | connection, 5.08 mm, Number of poles: 17, 180°, Solder pin length |
| Qty.       | 20 ST                      | (l): 3.2 mm, tinned, orange, Box                                  |

## SL 5.08HC/180B



Pin headers in glass-fibre-reinforced plastic with straight wire outlet; optimised for wave soldering. The flange variant (F) can be screwed onto the respective counter piece or the circuit board. There is no need for an extra screw to connect the circuit board when the solder flange (LF) version is used. This also protects the solder points from mechanical strain. All pin headers can be manually coded or ordered pre-coded. HC = High Current.

## General ordering data

|            |                            |  |
|------------|----------------------------|--|
| Type       | SL 5.08HC/17/180B 3.2SN... | Version  |
| Order No.  | <a href="#">1149900000</a> | PCB plug-in connector, male header, Dovetails for fixing blocks, THT |
| GTIN (EAN) | 4032248935307              | solder connection, 5.08 mm, Number of poles: 17, 180°, Solder pin    |
| Qty.       | 20 ST                      | length (l): 3.2 mm, tinned, black, Box                               |
| Type       | SL 5.08HC/17/180B 3.2SN... | Version  |
| Order No.  | <a href="#">1147800000</a> | PCB plug-in connector, male header, Dovetails for fixing blocks, THT |
| GTIN (EAN) | 4032248934980              | solder connection, 5.08 mm, Number of poles: 17, 180°, Solder pin    |
| Qty.       | 20 ST                      | length (l): 3.2 mm, tinned, orange, Box                              |

## BLZP 5.08HC/17/90 SN OR BX

Weidmüller Interface GmbH & Co. KG  
Klingenbergstraße 26  
D-32758 Detmold  
Germany

## Counterpart

www.weidmueller.com

## SL 5.08HC/180G



Pin headers in glass-fibre-reinforced plastic with straight wire outlet; optimised for wave soldering. The flange variant (F) can be screwed onto the respective counter piece or the circuit board. There is no need for an extra screw to connect the circuit board when the solder flange (LF) version is used. This also protects the solder points from mechanical strain. All pin headers can be manually coded or ordered pre-coded. HC = High Current.

## General ordering data

|            |                            |   |
|------------|----------------------------|---|
| Type       | SL 5.08HC/17/180G 3.2SN... | Version   |
| Order No.  | <a href="#">1149130000</a> | PCB plug-in connector, male header, closed side, THT solder       |
| GTIN (EAN) | 4032248934751              | connection, 5.08 mm, Number of poles: 17, 180°, Solder pin length |
| Qty.       | 20 ST                      | (l): 3.2 mm, tinned, black, Box                                   |
| Type       | SL 5.08HC/17/180G 3.2SN... | Version   |
| Order No.  | <a href="#">1147070000</a> | PCB plug-in connector, male header, closed side, THT solder       |
| GTIN (EAN) | 4032248933723              | connection, 5.08 mm, Number of poles: 17, 180°, Solder pin length |
| Qty.       | 20 ST                      | (l): 3.2 mm, tinned, orange, Box                                  |

## SL 5.08HC/90



Pin headers made from glass-fibre-reinforced plastic with 90° wire outlet; optimised for wave soldering. The flange variant (F) can be screwed onto the respective counter piece or the circuit board. There is no need for an extra screw to connect the circuit board when the solder flange (LF) version is used. This also protects the solder points from mechanical strain. All pin headers can be manually coded or ordered pre-coded. HC = High Current.

## General ordering data

|            |                            |   |
|------------|----------------------------|---|
| Type       | SL 5.08HC/17/90 3.2SN B... | Version   |
| Order No.  | <a href="#">1155230000</a> | PCB plug-in connector, male header, open side, THT solder             |
| GTIN (EAN) | 4050118050660              | connection, 5.08 mm, Number of poles: 17, 90°, Solder pin length (l): |
| Qty.       | 20 ST                      | 3.2 mm, tinned, black, Box  |
| Type       | SL 5.08HC/17/90 3.2SN O... | Version   |
| Order No.  | <a href="#">1147050000</a> | PCB plug-in connector, male header, open side, THT solder             |
| GTIN (EAN) | 4050118051353              | connection, 5.08 mm, Number of poles: 17, 90°, Solder pin length (l): |
| Qty.       | 20 ST                      | 3.2 mm, tinned, orange, Box   |

**BLZP 5.08HC/17/90 SN OR BX**

**Weidmüller Interface GmbH & Co. KG**  
 Klingenbergstraße 26  
 D-32758 Detmold  
 Germany

**Counterpart**

www.weidmueller.com

**SL 5.08HC/90B**

Pin headers made from glass-fibre-reinforced plastic with 90° wire outlet; optimised for wave soldering. The flange variant (F) can be screwed onto the respective counter piece or the circuit board. There is no need for an extra screw to connect the circuit board when the solder flange (LF) version is used. This also protects the solder points from mechanical strain. All pin headers can be manually coded or ordered pre-coded. HC = High Current.

**General ordering data**

|            |                            |  |
|------------|----------------------------|--|
| Type       | SL 5.08HC/17/90B 3.2SN ... | Version  |
| Order No.  | <a href="#">1155740000</a> | PCB plug-in connector, male header, Dovetails for fixing blocks, THT |
| GTIN (EAN) | 4050118050202              | solder connection, 5.08 mm, Number of poles: 17, 90°, Solder pin     |
| Qty.       | 20 ST                      | length (l): 3.2 mm, tinned, black, Box                               |
| Type       | SL 5.08HC/17/90B 3.2SN ... | Version  |
| Order No.  | <a href="#">1154930000</a> | PCB plug-in connector, male header, Dovetails for fixing blocks, THT |
| GTIN (EAN) | 4050118050899              | solder connection, 5.08 mm, Number of poles: 17, 90°, Solder pin     |
| Qty.       | 20 ST                      | length (l): 3.2 mm, tinned, orange, Box                              |

**SLDV 5.08/180**

Pin headers with solder pin length optimised for wave flow soldering. The male connectors provide space for labelling and can be coded. HC = High Current.

**General ordering data**

|            |                            |   |
|------------|----------------------------|---|
| Type       | SLD 5.08V/34/180 3.2SN ... | Version   |
| Order No.  | <a href="#">1725800000</a> | PCB plug-in connector, male header, open side, THT solder         |
| GTIN (EAN) | 4032248062096              | connection, 5.08 mm, Number of poles: 34, 180°, Solder pin length |
| Qty.       | 10 ST                      | (l): 3.2 mm, tinned, orange, Box                                  |

**SLDV 5.08/180B**

Pin headers with solder pin length optimised for wave flow soldering. The male connectors provide space for labelling and can be coded. HC = High Current.

## BLZP 5.08HC/17/90 SN OR BX

**Weidmüller Interface GmbH & Co. KG**  
 Klingenbergstraße 26  
 D-32758 Detmold  
 Germany

www.weidmueller.com

## Counterpart

### General ordering data

|            |                            |  |
|------------|----------------------------|--|
| Type       | SLD 5.08V/34/180B 3.2SN... | Version  |
| Order No.  | <a href="#">1726890000</a> | PCB plug-in connector, male header, Dovetails for fixing blocks, THT |
| GTIN (EAN) | 4032248062782              | solder connection, 5.08 mm, Number of poles: 34, 180°, Solder pin    |
| Qty.       | 10 ST                      | length (l): 3.2 mm, tinned, orange, Box                              |

### SLDV 5.08/90



Pin headers with solder pin length optimised for wave flow soldering. The male connectors provide space for labelling and can be coded. HC = High Current.

### General ordering data

|            |                            |   |
|------------|----------------------------|---|
| Type       | SLD 5.08V/34/90 3.2 SN ... | Version   |
| Order No.  | <a href="#">1725320000</a> | PCB plug-in connector, male header, open side, THT solder             |
| GTIN (EAN) | 4032248060726              | connection, 5.08 mm, Number of poles: 34, 90°, Solder pin length (l): |
| Qty.       | 10 ST                      | 3.2 mm, tinned, orange, Box   |

### SLDV 5.08/90B



Pin headers with solder pin length optimised for wave flow soldering. The male connectors provide space for labelling and can be coded. HC = High Current.

### General ordering data

|            |                            |  |
|------------|----------------------------|--|
| Type       | SLD 5.08V/34/90B 3.2 SN... | Version  |
| Order No.  | <a href="#">1726430000</a> | PCB plug-in connector, male header, Dovetails for fixing blocks, THT |
| GTIN (EAN) | 4032248061402              | solder connection, 5.08 mm, Number of poles: 34, 90°, Solder pin     |
| Qty.       | 10 ST                      | length (l): 3.2 mm, tinned, orange, Box                              |

## BLZP 5.08HC/17/90 SN OR BX

**Weidmüller Interface GmbH & Co. KG**  
 Klingenbergstraße 26  
 D-32758 Detmold  
 Germany

www.weidmueller.com

## Counterpart

## SL-SMT 5.08/180 Box



High-temperature-resistant, straight, open pin header. Packed in box or tape. On tape and with 1.5 mm solder pin, optimised for automatic assembly. 3.2 mm solder pin suitable for reflow and wave soldering. The pin headers provide space for labelling and can be coded. HC = High Current.

## General ordering data

|            |                            |   |
|------------|----------------------------|---|
| Type       | SL-SMT 5.08HC/17/180 3...  | Version   |
| Order No.  | <a href="#">1838130000</a> | PCB plug-in connector, male header, open side, THT/THR solder     |
| GTIN (EAN) | 4032248348190              | connection, 5.08 mm, Number of poles: 17, 180°, Solder pin length |
| Qty.       | 20 ST                      | (l): 3.2 mm, tinned, black, Box                                   |

## SL-SMT 5.08/180G Box



High-temperature-resistant pin header, packed in box or tape. On tape, with 1.5 mm solder pin, optimised for automatic assembly. 3.2 mm solder pin suitable for reflow and wave soldering. The pin headers provide space for labelling and can be coded. HC = High Current.

## General ordering data

|            |                            |   |
|------------|----------------------------|---|
| Type       | SL-SMT 5.08HC/17/180G 3... | Version   |
| Order No.  | <a href="#">1838360000</a> | PCB plug-in connector, male header, closed side, THT/THR solder   |
| GTIN (EAN) | 4032248348428              | connection, 5.08 mm, Number of poles: 17, 180°, Solder pin length |
| Qty.       | 20 ST                      | (l): 3.2 mm, tinned, black, Box                                   |

## SL-SMT 5.08HC/90 Box



High-temperature-resistant, 90° angled, open male header. Packed in box or tape. On tape, with 1.5 mm solder pin, optimised for automatic assembly. 3.2 mm solder pin suitable for reflow and wave soldering. The pin headers provide space for labelling and can be coded. HC = High Current.

## General ordering data

|            |                            |   |
|------------|----------------------------|---|
| Type       | SL-SMT 5.08HC/17/90 3.2... | Version   |
| Order No.  | <a href="#">1780100000</a> | PCB plug-in connector, male header, open side, THT/THR solder         |
| GTIN (EAN) | 4032248165421              | connection, 5.08 mm, Number of poles: 17, 90°, Solder pin length (l): |
| Qty.       | 20 ST                      | 3.2 mm, tinned, black, Box  |

## BLZP 5.08HC/17/90 SN OR BX

**Weidmüller Interface GmbH & Co. KG**  
 Klingenbergstraße 26  
 D-32758 Detmold  
 Germany

www.weidmueller.com

## Counterpart

### SL-SMT 5.08HC/90G Box



High-temperature-resistant pin header, packed in box or tape. On tape, with 1.5 mm solder pin, optimised for automatic assembly. 3.2 mm solder pin suitable for reflow and wave soldering. The pin headers provide space for labelling and can be coded. HC = High Current.

#### General ordering data

|            |                            |   |
|------------|----------------------------|---|
| Type       | SL-SMT 5.08HC/17/90G 3...  | Version   |
| Order No.  | <a href="#">1780330000</a> | PCB plug-in connector, male header, closed side, THT/THR solder connection, 5.08 mm, Number of poles: 17, 90°, Solder pin length (l): |
| GTIN (EAN) | 4032248165650              | 3.2 mm, tinned, black, Box  |
| Qty.       | 20 ST                      |   |

### SLS 5.08/180 SN




Male plugs with clamping-yoke screw wire-connect system. The male plugs provide space for labelling and can be coded.

#### General ordering data

|            |                            |   |
|------------|----------------------------|---|
| Type       | SLS 5.08/17/180 SN OR BX   | Version   |
| Order No.  | <a href="#">1644840000</a> | PCB plug-in connector, male plug, 5.08 mm, Number of poles: 17,               |
| GTIN (EAN) | 4008190284053              | 180°, Clamping yoke connection, Clamping range, max. : 3.31 mm <sup>2</sup> , |
| Qty.       | 18 ST                      | Box   |

### SLS 5.08/180B



Male plugs with clamping-yoke screw wire-connect system. The male plugs provide space for labelling and can be coded.

#### General ordering data

|            |                            |   |
|------------|----------------------------|---|
| Type       | SLS 5.08/17/180B SN OR ... | Version   |
| Order No.  | <a href="#">1645150000</a> | PCB plug-in connector, male plug, 5.08 mm, Number of poles: 17,               |
| GTIN (EAN) | 4008190284367              | 180°, Clamping yoke connection, Clamping range, max. : 3.31 mm <sup>2</sup> , |
| Qty.       | 18 ST                      | Box   |