

## BLZP 5.08HC/07/225 SN OR BX

**Weidmüller Interface GmbH & Co. KG**  
 Klingenbergstraße 26  
 D-32758 Detmold  
 Germany

www.weidmueller.com

### Product image



Clamping-yoke connection with right-angled (90° or 270°) or angled (225°) outlet direction. The female connectors provide space for labelling and can be coded. Fastened by means of a flange or release latch. They also provide an integrated plus/minus screw, protection against faulty insertion of the wire, and they are delivered with open clamping yokes. HC = High Current.

### General ordering data

Version	PCB plug-in connector, female plug, 5.08 mm, Number of poles: 7, 225°, Clamping yoke connection, Clamping range, max. : 4 mm <sup>2</sup> , Box
Order No.	<a href="#">1946300000</a>
Type	BLZP 5.08HC/07/225 SN OR BX
GTIN (EAN)	4032248621873
Qty.	48 items
Product data	IEC: 400 V / 17,5 A / 0.2 - 4 mm <sup>2</sup> UL: 300 V / 15 A / AWG 26 - AWG 12
Packaging	Box

**BLZP 5.08HC/07/225 SN OR BX**

**Weidmüller Interface GmbH & Co. KG**  
 Klingenbergstraße 26  
 D-32758 Detmold  
 Germany

www.weidmueller.com

**Technical data**

**Approvals**

Approvals



ROHS	Conform
UL File Number Search	<a href="#">UL Website</a>
Certificate No. (cURus)	E60693

**Dimensions and weights**

Depth	23.6 mm	Depth (inches)	0.9291 inch
Height	15.7 mm	Height (inches)	0.6181 inch
Width	35.56 mm	Width (inches)	1.4 inch
Net weight	12.32 g		

**Environmental Product Compliance**

RoHS Compliance Status	Compliant without exemption		
REACH SVHC	No SVHC above 0.1 wt%		
Product Carbon Footprint	Cradle to gate	0,259 kg CO2 eq.	

**System Parameters**

Product family	OMNIMATE Signal - series BL/SL 5.08		
Type of connection	Field connection		
Wire connection method	Clamping yoke connection		
Pitch in mm (P)	5.08 mm		
Pitch in inches (P)	0.200 "		
Conductor outlet direction	225°		
Number of poles	7		
L1 in mm	30.48 mm		
L1 in inches	1.200 "		
Number of rows	1		
Pin series quantity	1		
Rated cross-section	4 mm <sup>2</sup>		
Touch-safe protection acc. to DIN VDE 57 106	Safe from finger touch		
Touch-safe protection acc. to DIN VDE 0470	IP20 plugged/ IP10 unplugged		
Protection degree	IP20		
Volume resistance	≤5 mΩ		
Can be coded	Yes		
Stripping length	7 mm		
Clamping screw	M 2.5		
Screwdriver blade	0.6 x 3.5, PH 1, PZ 1		
Screwdriver blade standard	DIN 5264, ISO 8764/2-PH, ISO 8764/2-PZ		
Plugging cycles	25		
Plugging force/pole, max.	10 N		
Pulling force/pole, max.	9 N		
Tightening torque	Torque type	Wire connection	
	Usage information	Tightening torque	min. 0.4 Nm max. 0.5 Nm

## BLZP 5.08HC/07/225 SN OR BX

**Weidmüller Interface GmbH & Co. KG**  
 Klingenbergstraße 26  
 D-32758 Detmold  
 Germany

www.weidmueller.com

## Technical data

### Material data

Insulating material	PBT	Colour	orange
Colour chart (similar)	RAL 2000	Insulating material group	Illa
Comparative Tracking Index (CTI)	≥ 200	Moisture Level (MSL)	
UL 94 flammability rating	V-0	Contact material	Cu-alloy
Contact surface	tinned	Layer structure of plug contact	4...8 µm Sn hot-dip tinned
Storage temperature, min.	-40 °C	Storage temperature, max.	70 °C
Operating temperature, min.	-50 °C	Operating temperature, max.	100 °C
Temperature range, installation, min.	-25 °C	Temperature range, installation, max.	100 °C

### Conductors suitable for connection

Clamping range, min.	0.13 mm <sup>2</sup>
Clamping range, max.	4 mm <sup>2</sup>
Wire connection cross section AWG, min.	AWG 30
Wire connection cross section AWG, max.	AWG 12
Solid, min. H05(07) V-U	0.2 mm <sup>2</sup>
Solid, max. H05(07) V-U	4 mm <sup>2</sup>
Flexible, min. H05(07) V-K	0.2 mm <sup>2</sup>
Flexible, max. H05(07) V-K	4 mm <sup>2</sup>
w. plastic collar ferrule, DIN 46228 pt 4, min.	0.2 mm <sup>2</sup>
w. plastic collar ferrule, DIN 46228 pt 4, max.	2.5 mm <sup>2</sup>
w. wire end ferrule, DIN 46228 pt 1, min.	0.2 mm <sup>2</sup>
w. wire end ferrule, DIN 46228 pt 1, max.	4 mm <sup>2</sup>
Plug gauge in accordance with EN 60999 a x b; ø	2.8 mm x 2.4 mm

Clampable conductor	Cross-section for conductor connection wire end ferrule	nominal	0.5 mm <sup>2</sup>
		Stripping length	nominal 6 mm
		Recommended wire-end ferrule	<a href="#">H0,5/6</a>
		Stripping length	nominal 8 mm
	Cross-section for conductor connection wire end ferrule	nominal	1 mm <sup>2</sup>
		Stripping length	nominal 6 mm
		Recommended wire-end ferrule	<a href="#">H1,0/6</a>
		Stripping length	nominal 8 mm
	Cross-section for conductor connection wire end ferrule	nominal	1.5 mm <sup>2</sup>
		Stripping length	nominal 7 mm
		Recommended wire-end ferrule	<a href="#">H1,5/7</a>
		Stripping length	nominal 10 mm
	Cross-section for conductor connection wire end ferrule	nominal	2.5 mm <sup>2</sup>
		Stripping length	nominal 7 mm
		Recommended wire-end ferrule	<a href="#">H2,5/7</a>
		Stripping length	nominal 10 mm
	Cross-section for conductor connection wire end ferrule	nominal	2.5 mm <sup>2</sup>
		Stripping length	nominal 7 mm
		Recommended wire-end ferrule	<a href="#">H2,5/7</a>
		Stripping length	nominal 10 mm
Cross-section for conductor connection wire end ferrule	nominal	2.5 mm <sup>2</sup>	
	Stripping length	nominal 7 mm	
	Recommended wire-end ferrule	<a href="#">H2,5/7</a>	
	Stripping length	nominal 10 mm	

**Reference text** The outside diameter of the plastic collar should not be larger than the pitch (P). Length of ferrules is to be chosen depending on the product and the rated voltage.

## BLZP 5.08HC/07/225 SN OR BX

**Weidmüller Interface GmbH & Co. KG**  
 Klingenbergstraße 26  
 D-32758 Detmold  
 Germany

www.weidmueller.com

## Technical data

### Rated data acc. to IEC

tested acc. to standard	IEC 60664-1, IEC 61984	Rated current, min. number of poles (Tu=20°C)	17.5 A
Rated current, max. number of poles (Tu=20°C)	14 A	Rated current, min. number of poles (Tu=40°C)	14 A
Rated current, max. number of poles (Tu=40°C)	12 A	Rated voltage for surge voltage class / pollution degree II/2	400 V
Rated voltage for surge voltage class / pollution degree III/2	320 V	Rated voltage for surge voltage class / pollution degree III/3	250 V
Rated impulse voltage for surge voltage class/ pollution degree II/2	4 kV	Rated impulse voltage for surge voltage class/ pollution degree III/2	4 kV
Rated impulse voltage for surge voltage class/ contamination degree III/3	4 kV	Short-time withstand current resistance	3 x 1s with 120 A

### Rated data acc. to CSA

Institute (CSA)	CSA	Certificate No. (CSA)	200039-1121690
Rated voltage (Use group B / CSA)	300 V	Rated voltage (Use group C / CSA)	50 V
Rated voltage (Use group D / CSA)	300 V	Rated current (Use group B / CSA)	15 A
Rated current (Use group D / CSA)	15 A	Wire cross-section, AWG, min.	AWG 30
Wire cross-section, AWG, max.	AWG 12	Reference to approval values	Specifications are maximum values, details - see approval certificate.

### Rated data acc. to UL 1059

Institute (cURus)	CURUS	Certificate No. (cURus)	E60693
Rated voltage (Use group B / UL 1059)	300 V	Rated voltage (Use group D / UL 1059)	300 V
Rated current (Use group B / UL 1059)	15 A	Rated current (Use group D / UL 1059)	10 A
Wire cross-section, AWG, min.	AWG 26	Wire cross-section, AWG, max.	AWG 12
Reference to approval values	Specifications are maximum values, details - see approval certificate.		

### Packing

Packaging	Box	VPE length	347.00 mm
VPE width	135.00 mm	VPE height	31.00 mm

### Type tests

Test: Durability of markings	Standard	DIN EN 61984 section 7.3.2 / 09.02 taking pattern from DIN EN 60068-2-70 / 07.96	
	Test	mark of origin, rated voltage, rated cross-section, type of material	
	Evaluation	available	
	Test	durability	
Test: Misengagement (Non-interchangeability)	Evaluation	passed	
	Standard	DIN EN 60512-13-5 / 11.06, IEC 60512-13-5 / 02.06	
	Test	180° turned with coding elements	
	Evaluation	passed	
Test: Clampable cross section	Test	visual examination	
	Evaluation	passed	
	Standard	DIN EN 60999-1 section 7 and 9.1 / 12.00, DIN EN 60947-1 section 8.2.4.5.1 / 12.02	
	Conductor type	Type of conductor	solid 0.2 mm <sup>2</sup> and conductor cross-section

**Technical data**

		Type of conductor and conductor cross-section	stranded 0.2 mm <sup>2</sup>	
		Type of conductor and conductor cross-section	solid 2.5 mm <sup>2</sup>	
		Type of conductor and conductor cross-section	stranded 2.5 mm <sup>2</sup>	
		Type of conductor and conductor cross-section	AWG 26/1	
		Type of conductor and conductor cross-section	AWG 26/19	
	Evaluation	passed		
Test for damage to and accidental loosening of conductors	Standard	DIN EN 60999-1 section 9.4 / 12.00		
	Requirement	0.2 kg		
	Conductor type	Type of conductor and conductor cross-section	AWG 26/1	
		Type of conductor and conductor cross-section	AWG 26/19	
	Evaluation	passed		
	Requirement	0.3 kg		
	Conductor type	Type of conductor and conductor cross-section	solid 0.5 mm <sup>2</sup>	
		Type of conductor and conductor cross-section	stranded 0.5 mm <sup>2</sup>	
	Evaluation	passed		
	Requirement	0.9 kg		
Pull-out test	Conductor type	Type of conductor and conductor cross-section	AWG 12/1	
		Type of conductor and conductor cross-section	AWG 12/19	
	Evaluation	passed		
	Standard	DIN EN 60999-1 section 9.5 / 12.00		
	Requirement	≥10 N		
	Conductor type	Type of conductor and conductor cross-section	AWG 26/1	
		Type of conductor and conductor cross-section	AWG 26/19	
	Evaluation	passed		
	Requirement	≥20 N		
	Conductor type	Type of conductor and conductor cross-section	H05V-U0.5	
Type of conductor and conductor cross-section		H05V-K0.5		
Evaluation	passed			
Requirement	≥60 N			
Conductor type	Type of conductor and conductor cross-section	H07V-U4.0		

**BLZP 5.08HC/07/225 SN OR BX**

**Weidmüller Interface GmbH & Co. KG**  
 Klingenbergstraße 26  
 D-32758 Detmold  
 Germany

www.weidmueller.com

**Technical data**

	Type of conductor and conductor cross-section	H07V-K4.0
	Type of conductor and conductor cross-section	AWG 12/1
	Type of conductor and conductor cross-section	AWG 12/19
Evaluation	passed	

**Important note**

IPC conformity	Conformity: The products are developed, manufactured and delivered according international recognized standards and norms and comply with the assured properties in the data sheet resp. fulfill decorative properties in accordance with IPC-A-610 "Class 2". Further claims on the products can be evaluated on request.
Notes	<ul style="list-style-type: none"> <li>• Additional variants on request</li> <li>• Gold-plated contact surfaces on request</li> <li>• Rated current related to rated cross-section &amp; min. No. of poles.</li> <li>• Wire end ferrule without plastic collar to DIN 46228/1</li> <li>• Wire end ferrule with plastic collar to DIN 46228/4</li> <li>• P on drawing = pitch</li> <li>• Rated data refer only to the component itself. Clearance and creepage distances to other components are to be designed in accordance with the relevant application standards.</li> <li>• In accordance with IEC 61984, OMNIMATE-connectors are connectors without breaking capacity (COC). During designated use, connectors are not allowed to be engaged or disengaged when live or under load</li> <li>• Long term storage of the product with average temperature of 50 °C and maximum humidity 70%, 36 months</li> </ul>

**Classifications**

ETIM 8.0	EC002638	ETIM 9.0	EC002638
ETIM 10.0	EC002638	ECLASS 14.0	27-46-02-02
ECLASS 15.0	27-46-02-02		


**BLZP 5.08HC/07/225 SN OR BX**

**Weidmüller Interface GmbH & Co. KG**  
 Klingenbergstraße 26  
 D-32758 Detmold  
 Germany

www.weidmueller.com

Drawings

Product image



Dimensional drawing



Graph



## BLZP 5.08HC/07/225 SN OR BX

**Weidmüller Interface GmbH & Co. KG**  
 Klingenbergstraße 26  
 D-32758 Detmold  
 Germany

www.weidmueller.com

## Accessories

### Coding elements



Only connects what is supposed to be connected: the right connection at the right place.  
 Coding elements and locking devices clearly assign connecting elements during the manufacturing process and operation  
 The coding elements and locking devices are inserted prior to assembly or during the cable assembly phase.  
 The Weidmüller alternative: configure online using the variant configurator to precode prior to delivery.  
 Incorrect assembly on the circuit board and incorrect plugging of connecting elements is no longer possible.  
 The advantage: no troubleshooting during manufacture and no operational errors by the user.

### General ordering data

Type	BLZ/SL KO OR BX	Version
Order No.	<a href="#">1573010000</a>	PCB plug-in connector, Accessories, Coding element, orange, Number
GTIN (EAN)	4008190048396	of poles: 1
Qty.	100 ST	
Type	BLZ/SL KO BK BX	Version
Order No.	<a href="#">1545710000</a>	PCB plug-in connector, Accessories, Coding element, black, Number
GTIN (EAN)	4008190087142	of poles: 1
Qty.	50 ST	

### Slotted screwdriver



Slotted screwdriver with rounded blade SD DIN 5265, ISO 2380/2, output to DIN 5264, ISO 2380/1.  
 ChromTop tip, SoftFinish grip

### General ordering data

Type	SDS 0.6X3.5X100	Version
Order No.	<a href="#">9008330000</a>	Screwdriver, Screwdriver
GTIN (EAN)	4032248056286	
Qty.	1 ST	
Type	SDIS 0.6X3.5X100	Version
Order No.	<a href="#">9008390000</a>	Screwdriver, Screwdriver
GTIN (EAN)	4032248056354	
Qty.	1 ST	

## BLZP 5.08HC/07/225 SN OR BX

**Weidmüller Interface GmbH & Co. KG**  
 Klingenbergstraße 26  
 D-32758 Detmold  
 Germany

[www.weidmueller.com](http://www.weidmueller.com)

## Accessories

### Crosshead screwdriver Phillips



Crosshead screwdriver, Phillips, SDK PH DIN 5262, ISO 8764/2-PH, output to ISO 8764-PH, ChromTop tip, SoftFinish grip

#### General ordering data

Type	SDK PH1	Version	
Order No.	<a href="#">9008480000</a>	Screwdriver, Screwdriver	
GTIN (EAN)	4032248056477		
Qty.	1 ST		

### Crosshead screwdriver Pozidriv



Crosshead screwdriver, Pozidriv, SDK PZ DIN 5262, ISO 8764/2-PZ, output to ISO 8764/1-PZ, ChromTop tip, SoftFinish grip

#### General ordering data

Type	SDK PZ1	Version	
Order No.	<a href="#">9008530000</a>	Screwdriver, Screwdriver	
GTIN (EAN)	4032248056521		
Qty.	1 ST		

## BLZP 5.08HC/07/225 SN OR BX

**Weidmüller Interface GmbH & Co. KG**  
 Klingenbergstraße 26  
 D-32758 Detmold  
 Germany

www.weidmueller.com

## Counterpart

## SLDF 5.08



Male connector for through-panel mounting with optional locking function. Internal connection as flat-blade or solder connection. These male connectors provide space for labelling and can be coded.

## General ordering data

Type	SLDF 5.08 L/F 7 SN OR BX	Version
Order No.	<a href="#">1599180000</a>	PCB plug-in connector, male header, 5.08 mm, Number of poles: 7,
GTIN (EAN)	4008190016999	180°, Flat-blade connection, Solder connection, Box
Qty.	30 ST	

## SL 5.08/135



Male connectors with 135° outlet direction. The solder pin length is optimised for wave flow soldering. The pin headers provide space for labelling and can be coded.

## General ordering data

Type	SL 5.08/07/135 3.2SN OR...	Version
Order No.	<a href="#">1603110000</a>	PCB plug-in connector, male header, open side, THT solder
GTIN (EAN)	4008190166267	connection, 5.08 mm, Number of poles: 7, 135°, Solder pin length (l):
Qty.	50 ST	3.2 mm, tinned, orange, Box

## SL 5.08/135B



Male connectors with 135° outlet direction. The solder pin length is optimised for wave flow soldering. The pin headers provide space for labelling and can be coded.

## General ordering data

Type	SL 5.08/07/135B 3.2SN O...	Version
Order No.	<a href="#">1605580000</a>	PCB plug-in connector, male header, Dovetails for fixing blocks, THT
GTIN (EAN)	4008190171940	solder connection, 5.08 mm, Number of poles: 7, 135°, Solder pin
Qty.	50 ST	length (l): 3.2 mm, tinned, orange, Box

## BLZP 5.08HC/07/225 SN OR BX

**Weidmüller Interface GmbH & Co. KG**  
 Klingenbergstraße 26  
 D-32758 Detmold  
 Germany

www.weidmueller.com

## Counterpart

## SL 5.08/180



Male connectors with straight outlet direction. The solder pin length is optimised for wave flow soldering. The pin headers provide space for labelling and can be coded.

## General ordering data

Type	SL 5.08/07/180 3.2SN OR...	Version
Order No.	<a href="#">1517760000</a>	PCB plug-in connector, male header, open side, THT solder
GTIN (EAN)	4008190096373	connection, 5.08 mm, Number of poles: 7, 180°, Solder pin length (l):
Qty.	50 ST	3.2 mm, tinned, orange, Box

## SL 5.08/180B



Male connectors with straight outlet direction. The solder pin length is optimised for wave flow soldering. The pin headers provide space for labelling and can be coded.

## General ordering data

Type	SL 5.08/07/180B 3.2SN O...	Version
Order No.	<a href="#">1520060000</a>	PCB plug-in connector, male header, Dovetails for fixing blocks, THT
GTIN (EAN)	4008190116095	solder connection, 5.08 mm, Number of poles: 7, 180°, Solder pin
Qty.	50 ST	length (l): 3.2 mm, tinned, orange, Box

## SL 5.08/90



Male connectors with 90° outlet direction. The solder pin length is optimised for wave flow soldering. The pin headers provide space for labelling and can be coded.

## General ordering data

Type	SL 5.08/07/90 3.2SN OR ...	Version
Order No.	<a href="#">1508560000</a>	PCB plug-in connector, male header, open side, THT solder
GTIN (EAN)	4008190097257	connection, 5.08 mm, Number of poles: 7, 90°, Solder pin length (l):
Qty.	50 ST	3.2 mm, tinned, orange, Box

## BLZP 5.08HC/07/225 SN OR BX

**Weidmüller Interface GmbH & Co. KG**  
 Klingenbergstraße 26  
 D-32758 Detmold  
 Germany

www.weidmueller.com

## Counterpart

### SL 5.08/90B



Male connectors with 90° outlet direction. The solder pin length is optimised for wave flow soldering. The pin headers provide space for labelling and can be coded.

#### General ordering data

Type	SL 5.08/07/90B 3.2SN OR...	Version
Order No.	<a href="#">1510860000</a>	PCB plug-in connector, male header, Dovetails for fixing blocks, THT
GTIN (EAN)	4008190086497	solder connection, 5.08 mm, Number of poles: 7, 90°, Solder pin
Qty.	50 ST	length (l): 3.2 mm, tinned, orange, Box

### SL 5.08HC/180



Pin headers in glass-fibre-reinforced plastic with straight wire outlet; optimised for wave soldering. The flange variant (F) can be screwed onto the respective counter piece or the circuit board. There is no need for an extra screw to connect the circuit board when the solder flange (LF) version is used. This also protects the solder points from mechanical strain. All pin headers can be manually coded or ordered pre-coded. HC = High Current.

#### General ordering data

Type	SL 5.08HC/07/180 3.2SN ...	Version
Order No.	<a href="#">1148230000</a>	PCB plug-in connector, male header, open side, THT solder
GTIN (EAN)	4032248934201	connection, 5.08 mm, Number of poles: 7, 180°, Solder pin length (l):
Qty.	50 ST	3.2 mm, tinned, black, Box
Type	SL 5.08HC/07/180 3.2SN ...	Version
Order No.	<a href="#">1146470000</a>	PCB plug-in connector, male header, open side, THT solder
GTIN (EAN)	4032248108862	connection, 5.08 mm, Number of poles: 7, 180°, Solder pin length (l):
Qty.	50 ST	3.2 mm, tinned, orange, Box

### SL 5.08HC/180B



Pin headers in glass-fibre-reinforced plastic with straight wire outlet; optimised for wave soldering. The flange variant (F) can be screwed onto the respective counter piece or the circuit board. There is no need for an extra screw to connect the circuit board when the solder flange (LF) version is used. This also protects the solder points from mechanical strain. All pin headers can be manually coded or ordered pre-coded. HC = High Current.

## BLZP 5.08HC/07/225 SN OR BX

**Weidmüller Interface GmbH & Co. KG**  
 Klingenbergstraße 26  
 D-32758 Detmold  
 Germany

## Counterpart

www.weidmueller.com

## General ordering data

Type	SL 5.08HC/07/180B 3.2SN...	Version
Order No.	<a href="#">1149570000</a>	PCB plug-in connector, male header, Dovetails for fixing blocks, THT
GTIN (EAN)	4032248935055	solder connection, 5.08 mm, Number of poles: 7, 180°, Solder pin
Qty.	50 ST	length (l): 3.2 mm, tinned, black, Box
Type	SL 5.08HC/07/180B 3.2SN...	Version
Order No.	<a href="#">1147470000</a>	PCB plug-in connector, male header, Dovetails for fixing blocks, THT
GTIN (EAN)	4032248933549	solder connection, 5.08 mm, Number of poles: 7, 180°, Solder pin
Qty.	50 ST	length (l): 3.2 mm, tinned, orange, Box

## SL 5.08HC/180G



Pin headers in glass-fibre-reinforced plastic with straight wire outlet; optimised for wave soldering. The flange variant (F) can be screwed onto the respective counter piece or the circuit board. There is no need for an extra screw to connect the circuit board when the solder flange (LF) version is used. This also protects the solder points from mechanical strain. All pin headers can be manually coded or ordered pre-coded. HC = High Current.

## General ordering data

Type	SL 5.08HC/07/180G 3.2SN...	Version
Order No.	<a href="#">1148800000</a>	PCB plug-in connector, male header, closed side, THT solder
GTIN (EAN)	4032248935505	connection, 5.08 mm, Number of poles: 7, 180°, Solder pin length (l):
Qty.	50 ST	3.2 mm, tinned, black, Box
Type	SL 5.08HC/07/180G 3.2SN...	Version
Order No.	<a href="#">1146840000</a>	PCB plug-in connector, male header, closed side, THT solder
GTIN (EAN)	4032248 108633	connection, 5.08 mm, Number of poles: 7, 180°, Solder pin length (l):
Qty.	50 ST	3.2 mm, tinned, orange, Box

## SL 5.08HC/90



Pin headers made from glass-fibre-reinforced plastic with 90° wire outlet; optimised for wave soldering. The flange variant (F) can be screwed onto the respective counter piece or the circuit board. There is no need for an extra screw to connect the circuit board when the solder flange (LF) version is used. This also protects the solder points from mechanical strain. All pin headers can be manually coded or ordered pre-coded. HC = High Current.

## General ordering data

Type	SL 5.08HC/07/90 3.2SN B...	Version
Order No.	<a href="#">1155080000</a>	PCB plug-in connector, male header, open side, THT solder
GTIN (EAN)	4050118050769	connection, 5.08 mm, Number of poles: 7, 90°, Solder pin length (l):
Qty.	50 ST	3.2 mm, tinned, black, Box
Type	SL 5.08HC/07/90 3.2SN O...	Version
Order No.	<a href="#">1146830000</a>	PCB plug-in connector, male header, open side, THT solder
GTIN (EAN)	4050118051452	connection, 5.08 mm, Number of poles: 7, 90°, Solder pin length (l):
Qty.	50 ST	3.2 mm, tinned, orange, Box

## BLZP 5.08HC/07/225 SN OR BX

Weidmüller Interface GmbH & Co. KG  
Klingenbergstraße 26  
D-32758 Detmold  
Germany

## Counterpart

www.weidmueller.com

## SL 5.08HC/90B



Pin headers made from glass-fibre-reinforced plastic with 90° wire outlet; optimised for wave soldering. The flange variant (F) can be screwed onto the respective counter piece or the circuit board. There is no need for an extra screw to connect the circuit board when the solder flange (LF) version is used. This also protects the solder points from mechanical strain. All pin headers can be manually coded or ordered pre-coded. HC = High Current.

## General ordering data

Type	SL 5.08HC/07/90B 3.2SN ...	Version
Order No.	<a href="#">1155630000</a>	PCB plug-in connector, male header, Dovetails for fixing blocks, THT
GTIN (EAN)	4050118050301	solder connection, 5.08 mm, Number of poles: 7, 90°, Solder pin
Qty.	50 ST	length (l): 3.2 mm, tinned, black, Box
Type	SL 5.08HC/07/90B 3.2SN ...	Version
Order No.	<a href="#">1148200000</a>	PCB plug-in connector, male header, Dovetails for fixing blocks, THT
GTIN (EAN)	4050118050998	solder connection, 5.08 mm, Number of poles: 7, 90°, Solder pin
Qty.	50 ST	length (l): 3.2 mm, tinned, orange, Box

## SLDV 5.08/180




Pin headers with solder pin length optimised for wave flow soldering. The male connectors provide space for labelling and can be coded. HC = High Current.

## General ordering data

Type	SLD 5.08V/14/180 3.2SN ...	Version
Order No.	<a href="#">1725700000</a>	PCB plug-in connector, male header, open side, THT solder
GTIN (EAN)	4032248061990	connection, 5.08 mm, Number of poles: 14, 180°, Solder pin length
Qty.	20 ST	(l): 3.2 mm, tinned, orange, Box

## SLDV 5.08/90



Pin headers with solder pin length optimised for wave flow soldering. The male connectors provide space for labelling and can be coded. HC = High Current.

**BLZP 5.08HC/07/225 SN OR BX**

**Weidmüller Interface GmbH & Co. KG**  
 Klingenbergstraße 26  
 D-32758 Detmold  
 Germany

**Counterpart**

www.weidmueller.com

**General ordering data**

Type	SLD 5.08V/14/90 3.2 SN ...	Version
Order No.	<a href="#">1725220000</a>	PCB plug-in connector, male header, open side, THT solder
GTIN (EAN)	4032248060627	connection, 5.08 mm, Number of poles: 14, 90°, Solder pin length (l):
Qty.	20 ST	3.2 mm, tinned, orange, Box

**SLDV 5.08/90B**

Pin headers with solder pin length optimised for wave flow soldering. The male connectors provide space for labelling and can be coded. HC = High Current.

**General ordering data**

Type	SLD 5.08V/14/90B 3.2 SN...	Version
Order No.	<a href="#">1726330000</a>	PCB plug-in connector, male header, Dovetails for fixing blocks, THT
GTIN (EAN)	4032248061303	solder connection, 5.08 mm, Number of poles: 14, 90°, Solder pin
Qty.	20 ST	length (l): 3.2 mm, tinned, orange, Box

**SL-SMT 5.08/180 Box**

High-temperature-resistant, straight, open pin header. Packed in box or tape. On tape and with 1.5 mm solder pin, optimised for automatic assembly. 3.2 mm solder pin suitable for reflow and wave soldering. The pin headers provide space for labelling and can be coded. HC = High Current.

**General ordering data**

Type	SL-SMT 5.08HC/07/180 1....	Version
Order No.	<a href="#">1775652001</a>	PCB plug-in connector, male header, open side, THT/THR solder
GTIN (EAN)	4032248157594	connection, 5.08 mm, Number of poles: 7, 180°, Solder pin length (l):
Qty.	50 ST	1.5 mm, tinned, black, Box
Type	SL-SMT 5.08HC/07/180 3....	Version
Order No.	<a href="#">1838030000</a>	PCB plug-in connector, male header, open side, THT/THR solder
GTIN (EAN)	4032248348091	connection, 5.08 mm, Number of poles: 7, 180°, Solder pin length (l):
Qty.	50 ST	3.2 mm, tinned, black, Box

## BLZP 5.08HC/07/225 SN OR BX

Weidmüller Interface GmbH & Co. KG  
Klingenbergstraße 26  
D-32758 Detmold  
Germany

www.weidmueller.com

## Counterpart

## SL-SMT 5.08/180 Tape



High-temperature-resistant, straight, open pin header. Packed in box or tape. On tape and with 1.5 mm solder pin, optimised for automatic assembly. 3.2 mm solder pin suitable for reflow and wave soldering. The pin headers provide space for labelling and can be coded. HC = High Current.

## General ordering data

Type	SL-SMT 5.08HC/07/180 1...	Version
Order No.	<a href="#">1775654001</a>	PCB plug-in connector, male header, open side, THT/THR solder connection, 5.08 mm, Number of poles: 7, 180°, Solder pin length (l):
GTIN (EAN)	4032248 159635	
Qty.	250 ST	1.5 mm, tinned, black, Tape

## SL-SMT 5.08/180G Box



High-temperature-resistant pin header, packed in box or tape. On tape, with 1.5 mm solder pin, optimised for automatic assembly. 3.2 mm solder pin suitable for reflow and wave soldering. The pin headers provide space for labelling and can be coded. HC = High Current.

## General ordering data

Type	SL-SMT 5.08HC/07/180G 1...	Version
Order No.	<a href="#">1775972001</a>	PCB plug-in connector, male header, closed side, THT/THR solder connection, 5.08 mm, Number of poles: 7, 180°, Solder pin length (l):
GTIN (EAN)	4032248 158966	
Qty.	50 ST	1.5 mm, tinned, black, Box
Type	SL-SMT 5.08HC/07/180G 3...	Version
Order No.	<a href="#">1838260000</a>	PCB plug-in connector, male header, closed side, THT/THR solder connection, 5.08 mm, Number of poles: 7, 180°, Solder pin length (l):
GTIN (EAN)	4032248 348329	
Qty.	50 ST	3.2 mm, tinned, black, Box

## SL-SMT 5.08/180G Tape



High-temperature-resistant pin header, packed in box or tape. On tape, with 1.5 mm solder pin, optimised for automatic assembly. 3.2 mm solder pin suitable for reflow and wave soldering. The pin headers provide space for labelling and can be coded. HC = High Current.

## BLZP 5.08HC/07/225 SN OR BX

**Weidmüller Interface GmbH & Co. KG**  
 Klingenbergstraße 26  
 D-32758 Detmold  
 Germany


www.weidmueller.com

## Counterpart

### General ordering data

Type	SL-SMT 5.08HC/07/180G 1...	Version
Order No.	<a href="#">1775974001</a>	PCB plug-in connector, male header, closed side, THT/THR solder
GTIN (EAN)	4032248160198	connection, 5.08 mm, Number of poles: 7, 180°, Solder pin length (l):
Qty.	250 ST	1.5 mm, tinned, black, Tape

### SL-SMT 5.08/270GH Box



High-temperature-resistant, straight, open pin header. Packed in box or tape. On tape and with 1.5 mm solder pin, optimised for automatic assembly. 3.2 mm solder pin suitable for reflow and wave soldering. The pin headers provide space for labelling and can be coded. HC = High Current.

### General ordering data

Type	SL-SMT 5.08HC/07/270GH ...	Version
Order No.	<a href="#">1877420000</a>	PCB plug-in connector, male header, closed side, THT/THR solder
GTIN (EAN)	4032248468058	connection, 5.08 mm, Number of poles: 7, 270°, Solder pin length (l):
Qty.	50 ST	3.2 mm, tinned, black, Box

### SL-SMT 5.08/270GH Tape



High-temperature-resistant, straight, open pin header. Packed in box or tape. On tape and with 1.5 mm solder pin, optimised for automatic assembly. 3.2 mm solder pin suitable for reflow and wave soldering. The pin headers provide space for labelling and can be coded. HC = High Current.

### General ordering data

Type	SL-SMT 5.08HC/07/270GH ...	Version
Order No.	<a href="#">1877640000</a>	PCB plug-in connector, male header, closed side, THT/THR solder
GTIN (EAN)	4032248468232	connection, 5.08 mm, Number of poles: 7, 270°, Solder pin length (l):
Qty.	335 ST	1.5 mm, tinned, black, Tape

## BLZP 5.08HC/07/225 SN OR BX

**Weidmüller Interface GmbH & Co. KG**  
 Klingenbergstraße 26  
 D-32758 Detmold  
 Germany

## Counterpart

www.weidmueller.com

## SL-SMT 5.08/270GL Box



High-temperature-resistant, straight, open pin header. Packed in box or tape. On tape and with 1.5 mm solder pin, optimised for automatic assembly. 3.2 mm solder pin suitable for reflow and wave soldering. The pin headers provide space for labelling and can be coded. HC = High Current.

## General ordering data

Type	SL-SMT 5.08HC/07/270GL ...	Version
Order No.	<a href="#">1877540000</a>	PCB plug-in connector, male header, closed side, THT/THR solder
GTIN (EAN)	4032248468164	connection, 5.08 mm, Number of poles: 7, 270°, Solder pin length (l):
Qty.	50 ST	3.2 mm, tinned, black, Box

## SL-SMT 5.08/270GL Tape



High-temperature-resistant, straight, open pin header. Packed in box or tape. On tape and with 1.5 mm solder pin, optimised for automatic assembly. 3.2 mm solder pin suitable for reflow and wave soldering. The pin headers provide space for labelling and can be coded. HC = High Current.

## General ordering data

Type	SL-SMT 5.08HC/07/270GL ...	Version
Order No.	<a href="#">1877790000</a>	PCB plug-in connector, male header, closed side, THT/THR solder
GTIN (EAN)	4032248468447	connection, 5.08 mm, Number of poles: 7, 270°, Solder pin length (l):
Qty.	350 ST	1.5 mm, tinned, black, Tape

## SL-SMT 5.08HC/90 Box



High-temperature-resistant, 90° angled, open male header. Packed in box or tape. On tape, with 1.5 mm solder pin, optimised for automatic assembly. 3.2 mm solder pin suitable for reflow and wave soldering. The pin headers provide space for labelling and can be coded. HC = High Current.

## General ordering data

Type	SL-SMT 5.08HC/07/90 1.5...	Version
Order No.	<a href="#">1774812001</a>	PCB plug-in connector, male header, open side, THT/THR solder
GTIN (EAN)	4032248155859	connection, 5.08 mm, Number of poles: 7, 90°, Solder pin length (l):
Qty.	50 ST	1.5 mm, tinned, black, Box

## BLZP 5.08HC/07/225 SN OR BX

**Weidmüller Interface GmbH & Co. KG**  
 Klingenbergstraße 26  
 D-32758 Detmold  
 Germany

www.weidmueller.com

## Counterpart

Type	SL-SMT 5.08HC/07/90 3.2...	Version
Order No.	<a href="#">178000000</a>	PCB plug-in connector, male header, open side, THT/THR solder
GTIN (EAN)	4032248165322	connection, 5.08 mm, Number of poles: 7, 90°, Solder pin length (l):
Qty.	50 ST	3.2 mm, tinned, black, Box

### SL-SMT 5.08HC/90 Tape



High-temperature-resistant, 90° angled, open male header. Packed in box or tape. On tape, with 1.5 mm solder pin, optimised for automatic assembly. 3.2 mm solder pin suitable for reflow and wave soldering. The pin headers provide space for labelling and can be coded. HC = High Current.

### General ordering data

Type	SL-SMT 5.08HC/07/90 1.5...	Version
Order No.	<a href="#">1774814001</a>	PCB plug-in connector, male header, open side, THT/THR solder
GTIN (EAN)	4032248167708	connection, 5.08 mm, Number of poles: 7, 90°, Solder pin length (l):
Qty.	350 ST	1.5 mm, tinned, black, Tape

### SL-SMT 5.08HC/90G Box



High-temperature-resistant pin header, packed in box or tape. On tape, with 1.5 mm solder pin, optimised for automatic assembly. 3.2 mm solder pin suitable for reflow and wave soldering. The pin headers provide space for labelling and can be coded. HC = High Current.

### General ordering data

Type	SL-SMT 5.08HC/07/90G 1....	Version
Order No.	<a href="#">1775052001</a>	PCB plug-in connector, male header, closed side, THT/THR solder
GTIN (EAN)	4032248156511	connection, 5.08 mm, Number of poles: 7, 90°, Solder pin length (l):
Qty.	50 ST	1.5 mm, tinned, black, Box
Type	SL-SMT 5.08HC/07/90G 3....	Version
Order No.	<a href="#">1780230000</a>	PCB plug-in connector, male header, closed side, THT/THR solder
GTIN (EAN)	4032248165551	connection, 5.08 mm, Number of poles: 7, 90°, Solder pin length (l):
Qty.	50 ST	3.2 mm, tinned, black, Box

## BLZP 5.08HC/07/225 SN OR BX

Weidmüller Interface GmbH & Co. KG  
Klingenbergstraße 26  
D-32758 Detmold  
Germany

www.weidmueller.com

## Counterpart

## SL-SMT 5.08HC/90G Tape



High-temperature-resistant pin header, packed in box or tape. On tape, with 1.5 mm solder pin, optimised for automatic assembly. 3.2 mm solder pin suitable for reflow and wave soldering. The pin headers provide space for labelling and can be coded. HC = High Current.

## General ordering data

Type	SL-SMT 5.08HC/07/90G 1...	Version
Order No.	<a href="#">1775054001</a>	PCB plug-in connector, male header, closed side, THT/THR solder connection, 5.08 mm, Number of poles: 7, 90°, Solder pin length (l):
GTIN (EAN)	4032248167777	1.5 mm, tinned, black, Tape
Qty.	350 ST	

## SLF 5.08/180 SN



Male plug with PUSH IN wire connection and straight outlet direction, when used with BLF 5.08HC as wire-to-wire application for panel feed-through The male plugs provide space for labelling and can be coded.

## General ordering data

Type	SLF 5.08/07/180 SN BK BX	Version
Order No.	<a href="#">1335650000</a>	PCB plug-in connector, male plug, 5.08 mm, Number of poles: 7, 180°, PUSH IN with actuator, Clamping range, max. : 3.31 mm <sup>2</sup> , Box
GTIN (EAN)	4050118138894	
Qty.	48 ST	
Type	SLF 5.08/07/180 SN OR BX	Version
Order No.	<a href="#">1335380000</a>	PCB plug-in connector, male plug, 5.08 mm, Number of poles: 7, 180°, PUSH IN with actuator, Clamping range, max. : 3.31 mm <sup>2</sup> , Box
GTIN (EAN)	4050118138573	
Qty.	48 ST	

## SLF 5.08/180B SN



Male plug with PUSH IN wire connection and straight outlet direction, when used with BLF 5.08HC as wire-to-wire application for panel feed-through The male plugs provide space for labelling and can be coded.

## BLZP 5.08HC/07/225 SN OR BX

**Weidmüller Interface GmbH & Co. KG**  
 Klingenbergstraße 26  
 D-32758 Detmold  
 Germany

www.weidmueller.com

## Counterpart

### General ordering data

Type	SLF 5.08/07/180B SN BK ...	Version
Order No.	<a href="#">1335880000</a>	PCB plug-in connector, male plug, 5.08 mm, Number of poles: 7,
GTIN (EAN)	4050118139211	180°, PUSH IN with actuator, Clamping range, max. : 3.31 mm², Box
Qty.	48 ST	
Type	SLF 5.08/07/180B SN OR ...	Version
Order No.	<a href="#">1335490000</a>	PCB plug-in connector, male plug, 5.08 mm, Number of poles: 7,
GTIN (EAN)	4050118138597	180°, PUSH IN with actuator, Clamping range, max. : 3.31 mm², Box
Qty.	48 ST	

### SLF 5.08/180DF SN



Male plug with PUSH IN wire connection and straight outlet direction, when used with BLF 5.08HC as wire-to-wire application for panel feed-through. The male plugs provide space for labelling and can be coded.

### General ordering data

Type	SLF 5.08/07/180DF SN OR...	Version
Order No.	<a href="#">1353640000</a>	PCB plug-in connector, male plug, 5.08 mm, Number of poles: 7,
GTIN (EAN)	4050118156355	180°, PUSH IN with actuator, Clamping range, max. : 3.31 mm², Box
Qty.	30 ST	

### SLT 5.08/180DF SN



Male plugs with screw TOP wire connection. The male plug provides space for labelling and can be coded.

### General ordering data

Type	SLT 5.08/07/180DF SN OR...	Version
Order No.	<a href="#">1353420000</a>	PCB plug-in connector, male plug, 5.08 mm, Number of poles: 7,
GTIN (EAN)	4050118155877	180°, TOP connection, Clamping range, max. : 2.5 mm², Box
Qty.	30 ST	

**BLZP 5.08HC/07/225 SN OR BX**

**Weidmüller Interface GmbH & Co. KG**  
 Klingenbergstraße 26  
 D-32758 Detmold  
 Germany

www.weidmueller.com

**Counterpart**

**SLT 5.08B**



Male plugs with screw TOP wire connection. The male plug provides space for labelling and can be coded.

**General ordering data**

Type	SLT 5.08/07/180B SN OR ...	Version
Order No.	<a href="#">1611760000</a>	PCB plug-in connector, male plug, 5.08 mm, Number of poles: 7,
GTIN (EAN)	4008190192648	180°, TOP connection, Clamping range, max.: 2.5 mm², Box
Qty.	50 ST	

**SLS 5.08/180 SN**



Male plugs with clamping-yoke screw wire-connect system. The male plugs provide space for labelling and can be coded.

**General ordering data**

Type	SLS 5.08/07/180 SN OR BX	Version
Order No.	<a href="#">1627140000</a>	PCB plug-in connector, male plug, 5.08 mm, Number of poles: 7,
GTIN (EAN)	4008190199654	180°, Clamping yoke connection, Clamping range, max.: 3.31 mm²,
Qty.	48 ST	Box

**SLS 5.08/180B**



Male plugs with clamping-yoke screw wire-connect system. The male plugs provide space for labelling and can be coded.

**General ordering data**

Type	SLS 5.08/07/180B SN OR ...	Version
Order No.	<a href="#">1627290000</a>	PCB plug-in connector, male plug, 5.08 mm, Number of poles: 7,
GTIN (EAN)	4008190199807	180°, Clamping yoke connection, Clamping range, max.: 3.31 mm²,
Qty.	48 ST	Box