

SAIL-M8WM12W-3-3.0V

Weidmüller Interface GmbH & Co. KG

Klingenbergstraße 26

D-32758 Detmold

Germany

www.weidmueller.com



Sensor/actuator cables are used for wiring sensors and actuators and for transmitting data or power in various applications. The moulded cable offers connected and tested connection of the plug-in connector to the cable ex-works. The cables may be exposed to a wide range of conditions, such as humidity, dust, heat, cold, shock or vibration.

Our developers have focused specifically on this issue and designed a host of different M8 and M12 sensor-actuator cables so you are bound to find the solution you need for your application.

Is there something you have not managed to find or you feel needs explanation? Talk to us!

General ordering data

Version	Sensor/actuator line, Connecting line, M8 / M12, Number of poles : 3, 3 m, pin, straight - socket, 90°, Shielded: No, LED: No, Sheath material: PVC, Halogen: Yes
Order No.	1938250300
Type	SAIL-M8WM12W-3-3.0V
GTIN (EAN)	4032248611928
Qty.	1 items

SAIL-M8WM12W-3-3.0V

Weidmüller Interface GmbH & Co. KG
 Klingenbergstraße 26
 D-32758 Detmold
 Germany

www.weidmueller.com

Technical data**Approvals**

Approvals



ROHS Conform

Dimensions and weights

Net weight 100 g

Environmental Product Compliance

RoHS Compliance Status Compliant with exemption
 RoHS Exemption (if applicable/known) 6c
 REACH SVHC Lead 7439-92-1
 SCIP 1c533b66-fcff-4da5-b89f-fd55fbf5cb55

Technical specifications for cable

Cable length	3 m	Sheathing colour	black
Suitable for cable carriers	No	Core cross-section	0.25 mm ²
Shielded	No	Halogen	Yes
Insulation	PVC	Sheath material	PVC
Configurable cable length	No	Outer cladding in accordance with UL AWM style	2464 (80 °C / 300 V)
Irradiation crosslinked	No	Welding spark resistance	No
Colour coding	brown, blue, black	Torsion resistance	0 °/m
Temperature range, stationary	-30...80 °C	Resistant to welding beads	No
Temperature range, moving	-5...80 °C	Number of poles	3
Outside diameter	4.5 mm ± 0.2 mm		

General technical data

Coding	A-coded	Connection thread	M8 / M12
Contact surface	Gold-plated	LED	No
Version	pin, straight - socket, 90°	Housing main material	PUR
Insulation resistance	108 Ω	Nominal voltage	60 V
Nominal current	4 A	Protection degree	IP65, IP66, IP67, IP68, when screwed in
Plugging cycles jumpered	≥ 100	Pollution severity	3
Temperature range of housing	-25...+85 °C	Threaded ring material	Diecast zinc
		Tightening torque	M8: 0.5 - 0.6 Nm, M12: 0.8 - 1.2 Nm

Electrical properties

Insulation resistance 108 Ω Nominal voltage 60 V

General standards

Connector standard IEC 61076-2-101, IEC 61076-2-104

SAIL-M8WM12W-3-3.0V

Weidmüller Interface GmbH & Co. KG
 Klingenbergstraße 26
 D-32758 Detmold
 Germany

www.weidmueller.com

Technical data

Standards

Connector standard IEC 61076-2-101, IEC 61076-2-104

Plug, left

Plug left M8, IP69, male contact, angled 90°, Plastic, unshielded

Plug, right

Plug right M12, A-coded, IP69, female contact, angled 90°, Plastic, unshielded

Classifications

ETIM 8.0	EC001855	ETIM 9.0	EC001855
ETIM 10.0	EC001855	ECLASS 14.0	27-06-03-11
ECLASS 15.0	27-06-03-11		

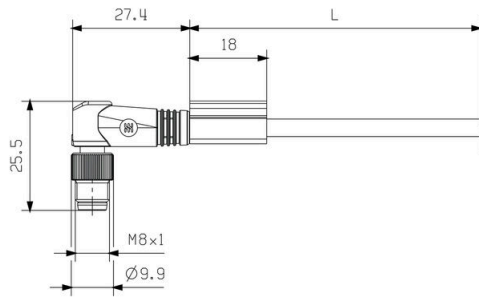
SAIL-M8WM12W-3-3.0V

Weidmüller Interface GmbH & Co. KG
 Klingenbergstraße 26
 D-32758 Detmold
 Germany

www.weidmueller.com

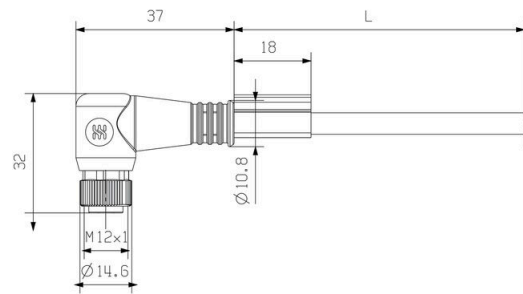
Drawings

Dimensioned drawing



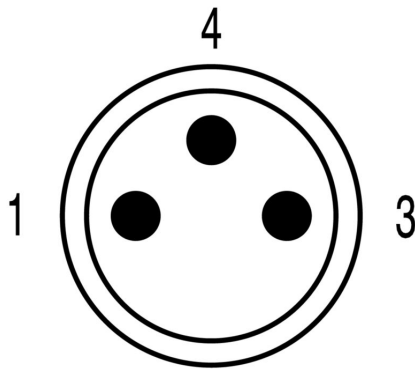
Male, angled

Dimensioned drawing



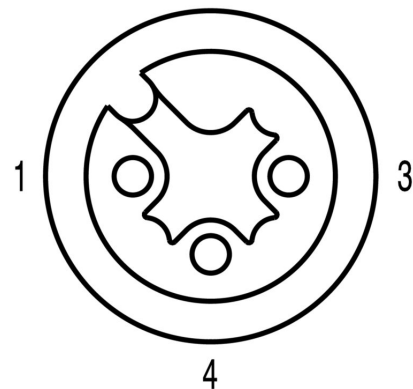
Angled socket

Pole scheme



Male

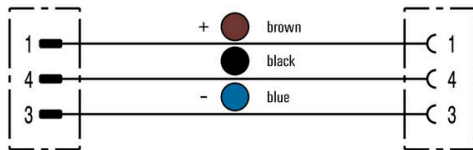
Pole scheme



Socket

Drawings

Wiring diagram



The ideal tool: Screwty® with torque function



Light, securely screwed-in round plug-in connectors. Screwty set DM / VPE: 1 / Order No.: 1920000000 Adapters: M12, M12 F, M8, M8 F