

**SAIL-M8GM12W-3-1.5V****Weidmüller Interface GmbH & Co. KG**

Klingenbergstraße 26

D-32758 Detmold

Germany

[www.weidmueller.com](http://www.weidmueller.com)

Sensor/actuator cables are used for wiring sensors and actuators and for transmitting data or power in various applications. The moulded cable offers connected and tested connection of the plug-in connector to the cable ex-works. The cables may be exposed to a wide range of conditions, such as humidity, dust, heat, cold, shock or vibration.

Our developers have focused specifically on this issue and designed a host of different M8 and M12 sensor-actuator cables so you are bound to find the solution you need for your application.

Is there something you have not managed to find or you feel needs explanation? Talk to us!

**General ordering data**

Version	Sensor/actuator line, Connecting line, M8 / M12, Number of poles : 3, 1.5 m, pin, straight - socket, 90&deg;, Shielded: No, LED: No, Sheath material: PVC, Halogen: Yes
Order No.	<a href="#">1938240150</a>
Type	SAIL-M8GM12W-3-1.5V
GTIN (EAN)	4032248611874
Qty.	1 items

**SAIL-M8GM12W-3-1.5V**

**Weidmüller Interface GmbH & Co. KG**  
 Klingenbergstraße 26  
 D-32758 Detmold  
 Germany

www.weidmueller.com

**Technical data****Approvals**

Approvals



ROHS Conform

**Dimensions and weights**

Net weight 52.8 g

**Environmental Product Compliance**

RoHS Compliance Status	Compliant with exemption
RoHS Exemption (if applicable/known)	6c
REACH SVHC	Lead 7439-92-1
SCIP	1c533b66-fcff-4da5-b89f-fd55fbf5cb55

**Technical specifications for cable**

Cable length	1.5 m	Sheathing colour	black
Suitable for cable carriers	No	Core cross-section	0.25 mm <sup>2</sup>
Shielded	No	Halogen	Yes
Insulation	PVC	Sheath material	PVC
Configurable cable length	No	Outer cladding in accordance with UL AWM style	2464 (80 °C / 300 V)
Irradiation crosslinked	No	Welding spark resistance	No
Colour coding	brown, blue, black	Torsion resistance	0 °/m
Temperature range, stationary	-30...80 °C	Resistant to welding beads	No
Temperature range, moving	-5...80 °C	Number of poles	3
Outside diameter	4.5 mm ± 0.2 mm		

**General technical data**

Coding	A-coded	Connection thread	M8 / M12
Contact surface	Gold-plated	LED	No
Version	pin, straight - socket, 90°	Housing main material	PUR
Insulation resistance	108 Ω	Nominal voltage	60 V
Nominal current	4 A	Protection degree	IP65, IP66, IP67, IP68, when screwed in
Plugging cycles	≥ 100	Pollution severity	3
jumpered	No	Threaded ring material	Diecast zinc
Temperature range of housing	-25...+85 °C	Tightening torque	M8: 0.5 - 0.6 Nm, M12: 0.8 - 1.2 Nm

**Electrical properties**

Insulation resistance	108 Ω	Nominal voltage	60 V
-----------------------	-------	-----------------	------

**General standards**

Connector standard	IEC 61076-2-101, IEC 61076-2-104
--------------------	----------------------------------

**SAIL-M8GM12W-3-1.5V****Weidmüller Interface GmbH & Co. KG**

Klingenbergstraße 26

D-32758 Detmold

Germany

[www.weidmueller.com](http://www.weidmueller.com)**Technical data****Standards**

Connector standard	IEC 61076-2-101, IEC 61076-2-104
--------------------	----------------------------------

**Plug, left**

Plug left	M8, IP69, male contact, straight, Plastic, unshielded
-----------	---

**Plug, right**

Plug right	M12, A-coded, IP69, female contact, angled 90°, Plastic, unshielded
------------	---

**Classifications**

ETIM 6.0	EC001855	ETIM 7.0	EC001855
ETIM 8.0	EC001855	ETIM 9.0	EC001855
ETIM 10.0	EC001855	ECLASS 9.0	27-06-03-11
ECLASS 9.1	27-06-03-11	ECLASS 10.0	27-06-03-11
ECLASS 11.0	27-06-03-11	ECLASS 12.0	27-06-03-11
ECLASS 13.0	27-06-03-11	ECLASS 14.0	27-06-03-11
ECLASS 15.0	27-06-03-11		

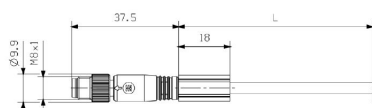
## SAIL-M8GM12W-3-1.5V

**Weidmüller Interface GmbH & Co. KG**  
Klingenbergstraße 26  
D-32758 Detmold  
Germany

[www.weidmueller.com](http://www.weidmueller.com)

## Drawings

### Dimensioned drawing



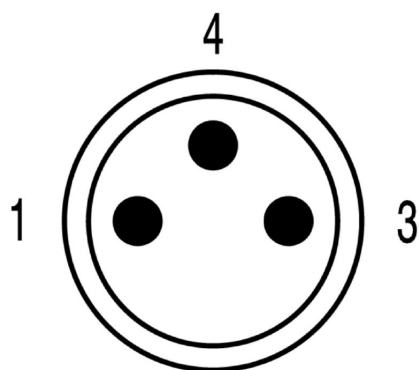
Male, straight

### Dimensioned drawing



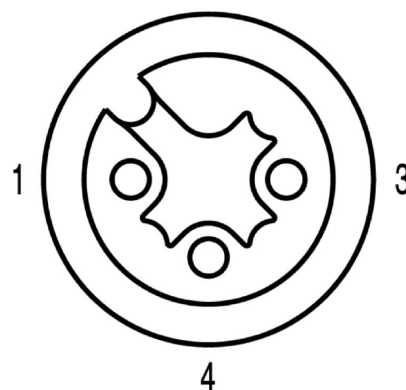
Angled socket

### Pole scheme



Male

### Pole scheme

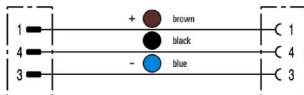


Socket

### SAIL-M8GM12W-3-1.5V

## Drawings

### Wiring diagram



### The ideal tool: Screwty® with torque function



Light, securely screwed-in round plug-in connectors. Screwty set DM / VPE: 1 / Order No.: 1920000000 Adapters: M12, M12 F, M8, M8 F