

WGK 95/Z GY BX

Weidmüller Interface GmbH & Co. KG


Klingenbergstraße 26

D-32758 Detmold

Germany

www.weidmueller.com

Product image



Similar to illustration

The WGK finger-proof-insulated enclosures are especially suitable as industrial electronic enclosures for frequency converters, power supplies or filter components which offer a convenient and reliable form of connection internally and externally. To match the wire guides to the installation requirements in the best possible way, Weidmüller offers two versions with horizontal (WGK) and vertical (WGKV) outlet directions.

General ordering data

Version	OMNIMATE Power - series WGK, Feed-through terminal, Rated cross-section: 95 mm ² , Screw connection, Wemid (PA), grey, Direct mounting, Feed-through (bushing)
Order No.	1937400000
Type	WGK 95/Z GY BX
GTIN (EAN)	4032248664702
Qty.	10 items
Product data	IEC: 1000 V / 232 A / 35 - 95 mm ² UL: 600 V / 255 A / AWG 4 - kcmil 250
Packaging	Box

Creation date 19.02.2026 07:18:32 MEZ

Catalogue status / Drawings

WGK 95/Z GY BX

Weidmüller Interface GmbH & Co. KG

Klingenbergstraße 26

D-32758 Detmold

Germany

www.weidmueller.com

Technical data

Approvals

Approvals



ROHS Conform

UL File Number Search [UL Website](#)

Certificate No. (cURus) E60693

Dimensions and weights

Height	74 mm	Height (inches)	2.9134 inch
Height of lowest version	74 mm	Width	25 mm
Width (inches)	0.9842 inch	Length	27.4 mm
Length (inches)	1.0787 inch	Net weight	220.09 g

Environmental Product Compliance

RoHS Compliance Status Compliant without exemption

REACH SVHC No SVHC above 0.1 wt%

System parameters

Product family	OMNIMATE Power - series WGK	Wire connection method	Screw connection
Conductor outlet direction	180°	Number of poles	1
Pin series quantity	1	Fitted by customer	Yes
Tightening torque, min.	15 Nm	Tightening torque, max.	20 Nm
Clamping screw	M8/Hexagon	Stripping length	27 mm
Touch-safe protection acc. to DIN VDE 0470	IP 20	Protection degree	IP20
Type of connection 1	Clamping yoke	Type of connection 2	Clamping yoke

Material data

Insulating material	Wemid (PA)	Colour	grey
Colour chart (similar)	RAL 7035	Moisture Level (MSL)	
UL 94 flammability rating	V-0	Contact material	Cu-alloy
Contact surface	tinned	Storage temperature, min.	-40 °C
Storage temperature, max.	70 °C	Operating temperature, min.	-50 °C
Operating temperature, max.	120 °C	Temperature range, installation, min.	-25 °C
Temperature range, installation, max.	120 °C		

Conductors suitable for connection

Clamping range, min.	35 mm ²	Clamping range, max.	95 mm ²
Wire connection cross section AWG, min.	AWG 4	Wire connection cross section AWG, max.	kcmil 250
Solid, min. H05(07) V-U	35 mm ²	Solid, max. H05(07) V-U	95 mm ²
Stranded, min. H07V-R	35 mm ²	Stranded, max. H07V-R	95 mm ²
Flexible, min. H05(07) V-K	35 mm ²	Flexible, max. H05(07) V-K	95 mm ²
w. plastic collar ferrule, DIN 46228 pt 4, 35 mm ² min.		w. plastic collar ferrule, DIN 46228 pt 4, 95 mm ² max.	
w. wire end ferrule, DIN 46228 pt 1, min.	35 mm ²	w. wire end ferrule, DIN 46228 pt 1, max.	95 mm ²
Reference text	Length of ferrules is to be chosen depending		

WGK 95/Z GY BX

Weidmüller Interface GmbH & Co. KG

Klingenbergstraße 26
D-32758 Detmold
Germany

www.weidmueller.com

Technical data

on the product and the rated voltage., The outside diameter of the plastic collar should not be larger than the pitch (P)

Rated data acc. to IEC

tested acc. to standard	IEC 60664-1	Rated current, min. number of poles (Tu=20°C)	232 A
Rated current, max. number of poles (Tu=20°C)	232 A	Rated voltage for surge voltage class / pollution degree III/3	1000 V
Rated impulse voltage for surge voltage class/ contamination degree III/3	8 kV		

Rated data acc. to CSA

Institute (CSA)	CSA	Certificate No. (CSA)	200039-1830694
Rated voltage (Use group B / CSA)	600 V	Rated voltage (Use group C / CSA)	600 V
Rated voltage (Use group D / CSA)	300 V	Rated current (Use group B / CSA)	255 A
Rated current (Use group C / CSA)	255 A	Rated current (Use group D / CSA)	10 A
Wire cross-section, AWG, min.	AWG 4	Wire cross-section, AWG, max.	kcmil 250
Reference to approval values	Specifications are maximum values, details - see approval certificate.		

Rated data acc. to UL 1059

Institute (cURus)	CURUS	Certificate No. (cURus)	E60693
Rated voltage (Use group B / UL 1059)	600 V	Rated voltage (Use group C / UL 1059)	600 V
Rated voltage (Use group D / UL 1059)	300 V	Rated current (Use group B / UL 1059)	255 A
Rated current (Use group C / UL 1059)	255 A	Rated current (Use group D / UL 1059)	10 A
Wire cross-section, AWG, min.	AWG 4	Wire cross-section, AWG, max.	kcmil 250
Reference to approval values	Specifications are maximum values, details - see approval certificate.		

Packing

Packaging	Box	VPE length	270.00 mm
VPE width	131.00 mm	VPE height	101.00 mm

Important note

Notes	<ul style="list-style-type: none"> • Clearance and creepage distances to other components must be devised in accordance with the relevant application standard. This can be achieved in the device by full encapsulation or by the use of additional spacer plates. • Rated data refer only to the component itself. Clearance and creepage distances to other components are to be designed in accordance with the relevant application standards. • Colours: SW = black; GN/YL = green/yellow; GY = grey • Additional variants on request • WGK: Rated voltage plastic walls: 1–6 mm = 1000 V; metal walls: < 2.5 mm = 1000 V; metal walls: 2.5–3.5 mm = 800 V; metal walls: 3.5–5.5 mm = 690 V • Wire-end ferrules are mandatory for stranded wires with more than 19 strands. • Long term storage of the product with average temperature of 50 °C and maximum humidity 70%, 36 months
-------	--

Classifications

ETIM 8.0	EC001283	ETIM 9.0	EC001283
ETIM 10.0	EC001283	ECLASS 14.0	27-14-11-34

Technical data

ECLASS 15.0

27-14-11-34

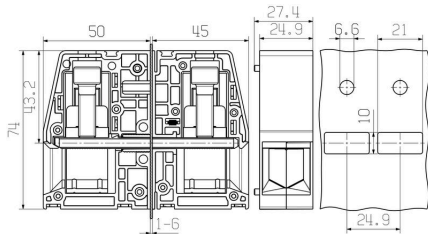
WGK 95/Z GY BX

Weidmüller Interface GmbH & Co. KG
 Klingenbergstraße 26
 D-32758 Detmold
 Germany

Drawings

www.weidmueller.com

Dimensional drawing



Graph



WGK 95/Z GY BX

Weidmüller Interface GmbH & Co. KG

Klingenbergstraße 26

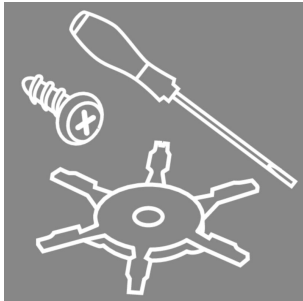
D-32758 Detmold

Germany

www.weidmueller.com

Accessories

Accessories



Integrate, expand and customise: the perfect supplement to every application. Universal system accessories enable easy adaptation of the interfaces to fulfil specific requirements for the relevant application.

General ordering data

Type	DP WGK 95 BK BX	Version	
Order No.	1250620000		OMNIMATE Power - series WGK, Feed-through terminal
GTIN (EAN)	4050118041811		
Qty.	10 ST		
Type	DP WGK 95 GY BX	Version	
Order No.	1937020000		OMNIMATE Power - series WGK, Feed-through terminal
GTIN (EAN)	4032248664801		
Qty.	10 ST		

Blank



The Dekafix (DEK) marker is the universal marker for all conductor and plug-in connectors as well as for electronic sub-assemblies. The system is ideal for short number sequences and covers a wide range of ready-printed markers.

Strips for fast installation in only one work step. The printing is easy to read, rich in contrast and available in various widths.

- Large range of ready-to-use markers
 - Strips for fast installation
 - Terminal markers, suitable for all Weidmüller cable connectors
 - Available as blank MultiCard or with standard printing
- For custom printing: Please send us a file of our labeling software M-Print PRO or M-Print PRO Online (without installation) for your labeling specifications.

General ordering data

Type	DEK 5/5 MC NE WS	Version	
Order No.	1609801044		Dekafix, Terminal marker, 5 x 5 mm, Pitch in mm (P): 5.00
GTIN (EAN)	4008190397111		Weidmueller, white
Qty.	1000 ST		
Type	DEK 5/6 MC NE WS	Version	
Order No.	1609820000		Dekafix, Terminal marker, 5 x 6 mm, Pitch in mm (P): 6.00
GTIN (EAN)	4008190203436		Weidmueller, white
Qty.	1000 ST		
Type	DEK 5/8 MC NE WS	Version	
Order No.	1856740000		Dekafix, Terminal marker, 5 x 8 mm, Pitch in mm (P): 8.00
GTIN (EAN)	4032248400850		Weidmueller, white
Qty.	800 ST		

WGK 95/Z GY BX

Weidmüller Interface GmbH & Co. KG
Klingenbergstraße 26
D-32758 Detmold
Germany

www.weidmueller.com

Accessories

Socket wrench sets



Allen key made from fully hardened, high-alloy chromium-vanadium- steel, acc. to DIN ISO 2936 L (DIN 911), high-quality refined surface.

General ordering data

Type	SK WSD-S 1,5-10,0	Version	
Order No.	9008850000	Mounting tool	
GTIN (EAN)	4032248266609		
Qty.	1 ST		