

SAIL-M23GM23G-MM19-7.0U

Weidmüller Interface GmbH & Co. KG

Klingenbergstraße 26

D-32758 Detmold

Germany

www.weidmueller.com



Sensor/actuator cables are used for wiring sensors and actuators and for transmitting data or power in various applications. The moulded cable offers connected and tested connection of the plug-in connector to the cable ex-works. The cables may be exposed to a wide range of conditions, such as humidity, dust, heat, cold, shock or vibration.

The M23 cables offer: high mating frequency, high current carrying capacity and high-density contacts coupled with minimal dimensions.

Is there something you have not managed to find or you feel needs explanation? Talk to us!

General ordering data

Version	Sensor/actuator line, Connecting line, M23 / M23, Number of poles: 19, 7 m, pin, straight - socket, straight, Shielded: No, LED: No, Sheath material: PUR, Halogen: No
Order No.	1935510700
Type	SAIL-M23GM23G-MM19-7.0U
GTIN (EAN)	4032248603220
Qty.	1 items

SAIL-M23GM23G-MM19-7.0U

Weidmüller Interface GmbH & Co. KG
Klingenbergstraße 26
D-32758 Detmold
Germany

www.weidmueller.com

Technical data

Approvals

Approvals



ROHS Conform

UL File Number Search [UL Website](#)

Certificate No. (cURus) E486077

Dimensions and weights

Net weight 856.24 g

Environmental Product Compliance

RoHS Compliance Status Compliant with exemption

RoHS Exemption (if applicable/known) 6c

REACH SVHC Lead 7439-92-1

SCIP e8d8af70-4c85-4483-bc8c-9bc5b598e2a9

Technical specifications for cable

Cable length	7 m	Sheathing colour	black
Suitable for cable carriers	Yes	Shielded	No
Halogen	No	Insulation	TPM
Bending radius, min., moving	10 x cable diameter	Bending cycles	2 Mio
Wire cross section (Print/Online)	3 x 0.75 mm ² + 16 x 0.34 mm ²	Sheath material	PUR
Outer cladding in accordance with UL AWM style	21198 (80 °C / 300 V)	Core in accordance with UL AWM style	10493 (80 °C / 300 V)
Irradiation crosslinked	No	Welding spark resistance	No
Colour coding	violet, red, grey, red / blue, green, blue, grey / pink, white / green, white / yellow, white / grey, black, Green/yellow, Yellow / brown, brown / green, white, yellow, pink, grey / brown, brown	Torsion resistance	0 °/m
Temperature range, stationary	-50...80 °C	Resistant to welding beads	No
Temperature range, moving	-25...80 °C	Number of poles	19
Outside diameter	9.1 mm ± 0.3 mm		

General technical data

Connection thread	M23 / M23
Contact surface	Gold-plated
LED	No
Version	pin, straight - socket, straight
Housing main material	PUR
Insulation resistance	1012 Ω
Nominal voltage	120 V
Nominal current	8 A
Protection degree	IP67
Plugging cycles	≥ 50
Pollution severity	2
jumpered	No

SAIL-M23GM23G-MM19-7.0U

Weidmüller Interface GmbH & Co. KG
 Klingenbergstraße 26
 D-32758 Detmold
 Germany

www.weidmueller.com

Technical data

Connection side version	Connection side	1
	Connection thread	M23
	Type of contact	Pin
	Type of thread	Inner thread
	Outlet direction	straight
	Connection side	2
	Connection thread	M23
	Type of contact	Socket
	Type of thread	External thread
	Outlet direction	straight
Connection side version 1	M23, Pin, Inner thread, straight	
Threaded ring material	Diecast zinc	
Temperature range of housing	-25...+80 °C	
Connection side version 2	M23, Socket, External thread, straight	
Tightening torque	M23: 2.5 Nm	

Electrical properties

Insulation resistance	1012 Ω	Nominal voltage	120 V
-----------------------	--------	-----------------	-------

General standards

Certificate No. (cURus)	E486077
-------------------------	---------

Plug, left

Plug left	M23, IP67, male contact, straight, Plastic, unshielded
-----------	--

Plug, right

Plug right	IP67, female contact, straight, Plastic, unshielded
------------	---

Classifications

ETIM 8.0	EC001855	ETIM 9.0	EC001855
ETIM 10.0	EC001855	ECLASS 14.0	27-06-03-11
ECLASS 15.0	27-06-03-11		

SAIL-M23GM23G-MM19-7.0U

Weidmüller Interface GmbH & Co. KG
 Klingenbergstraße 26
 D-32758 Detmold
 Germany

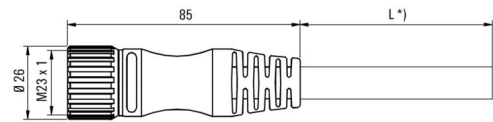
www.weidmueller.com

Drawings

Dimensioned drawing

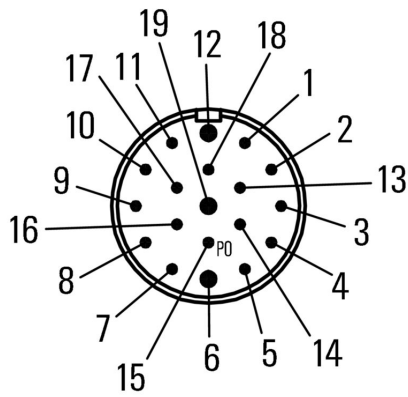


Dimensioned drawing



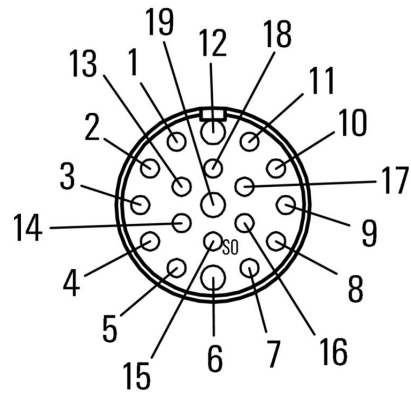
Straight socket

Pole scheme



Male

Pole scheme



Socket

SAIL-M23GM23G-MM19-7.0U

Weidmüller Interface GmbH & Co. KG
 Klingenbergstraße 26
 D-32758 Detmold
 Germany

www.weidmueller.com

Drawings

Wiring diagram



The ideal tool: Screwty® with torque function



Light, securely screwed-in round plug-in connectors. Screwty set DM / VPE: 1 / Order No.: 1920000000 Adapters: M12, M12 F, M8, M8 F