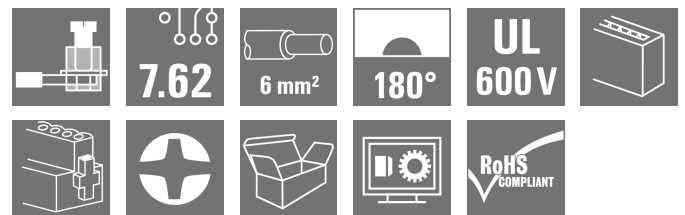


BVZ 7.62HP/04/180F SN BK BX
Weidmüller Interface GmbH & Co. KG

 Klingenbergstraße 26
 D-32758 Detmold
 Germany

www.weidmueller.com


High-performance female header with the proven, 100% maintenance-free Weidmüller steel clamping yoke. Side-by-side mounting without sacrificing any poles or with patented multifunction flange for secure, fast fixing without tools. Maximum operating reliability thanks to a mating profile that prevents incorrect connection, unique coding diversity, protection against faulty wiring, 4-point contact. Suitable for labelling.

General ordering data

| | |
|--------------|--|
| Version | PCB plug-in connector, female plug, 7.62 mm, Number of poles: 4, 180°, Clamping yoke connection, Clamping range, max. : 10 mm ² , Box |
| Order No. | 1930070000 |
| Type | BVZ 7.62HP/04/180F SN BK BX |
| GTIN (EAN) | 4032248579846 |
| Qty. | 100 items |
| Product data | IEC: 1000 V / 57 A / 0.2 - 10 mm ² UL: 600 V / 40.5 A / AWG 24 - AWG 8 |
| Packaging | Box |

BVZ 7.62HP/04/180F SN BK BX

Weidmüller Interface GmbH & Co. KG
Klingenbergstraße 26
D-32758 Detmold
Germany

www.weidmueller.com

Technical data

Approvals

Approvals



| | |
|-------------------------|----------------------------|
| ROHS | Conform |
| UL File Number Search | UL Website |
| Certificate No. (cURus) | E60693 |

Dimensions and weights

| | | | |
|------------|----------|-----------------|-------------|
| Depth | 42.1 mm | Depth (inches) | 1.6575 inch |
| Height | 23.1 mm | Height (inches) | 0.9094 inch |
| Width | 45.72 mm | Width (inches) | 1.8 inch |
| Net weight | 24.11 g | | |

Environmental Product Compliance

| | |
|------------------------|-----------------------------|
| RoHS Compliance Status | Compliant without exemption |
| REACH SVHC | No SVHC above 0.1 wt% |

System Parameters

| | | | |
|--|---|--|-------------------|
| Product family | OMNIMATE Power - series BV/SV 7.62HP | Type of connection | Field connection |
| Wire connection method | Clamping yoke connection | Pitch in mm (P) | 7.62 mm |
| Pitch in inches (P) | 0.300 " | Conductor outlet direction | 180° |
| Number of poles | 4 | L1 in mm | 22.86 mm |
| L1 in inches | 0.900 " | Number of rows | 1 |
| Pin series quantity | 1 | Rated cross-section | 6 mm ² |
| Touch-safe protection acc. to DIN VDE 57 106 | Safe from finger touch | Touch-safe protection acc. to DIN VDE 0470 | IP 20 |
| Protection degree | IP20 | Volume resistance | 4.50 mΩ |
| Can be coded | Yes | Stripping length | 12 mm |
| Tightening torque, min. | 0.5 Nm | Tightening torque, max. | 0.6 Nm |
| Clamping screw | M 3 | Screwdriver blade | 0.6 x 3.5 |
| Plugging cycles | 25 | Plugging force/pole, max. | 16.5 N |
| Pulling force/pole, max. | 11 N | | |

Material data

| | | | |
|---------------------------------------|--------------------|---------------------------------------|--------------|
| Insulating material | PA GF | Colour | black |
| Colour chart (similar) | RAL 9011 | Insulating material group | II |
| Comparative Tracking Index (CTI) | ≥ 500 | Moisture Level (MSL) | |
| UL 94 flammability rating | V-0 | Contact base material | Copper alloy |
| Contact material | Copper alloy | Contact surface | tinned |
| Layer structure of plug contact | 6...8 μm Sn glossy | Storage temperature, min. | -40 °C |
| Storage temperature, max. | 70 °C | Operating temperature, min. | -50 °C |
| Operating temperature, max. | 125 °C | Temperature range, installation, min. | -25 °C |
| Temperature range, installation, max. | 100 °C | | |

Conductors suitable for connection

| | |
|----------------------|---------------------|
| Clamping range, min. | 0.2 mm ² |
| Clamping range, max. | 10 mm ² |

BVZ 7.62HP/04/180F SN BK BX

Weidmüller Interface GmbH & Co. KG
 Klingenbergstraße 26
 D-32758 Detmold
 Germany

www.weidmueller.com

Technical data

| | | | | |
|---|--|------------------------------|-----------------------------|-------|
| Wire connection cross section AWG, min. | AWG 24 | | | |
| Wire connection cross section AWG, max. | AWG 8 | | | |
| Solid, min. H05(07) V-U | 0.2 mm ² | | | |
| Solid, max. H05(07) V-U | 6 mm ² | | | |
| Flexible, min. H05(07) V-K | 0.2 mm ² | | | |
| Flexible, max. H05(07) V-K | 10 mm ² | | | |
| w. plastic collar ferrule, DIN 46228 pt 4, 0.2 mm ² min. | | | | |
| w. plastic collar ferrule, DIN 46228 pt 4, 6 mm ² max. | | | | |
| w. wire end ferrule, DIN 46228 pt 1, min. | 0.5 mm ² | | | |
| w. wire end ferrule, DIN 46228 pt 1, max. | 6 mm ² | | | |
| Plug gauge in accordance with EN 60999 a x b; ø | 2.8 mm x 2.0 mm; 2.4 mm | | | |
| Clampable conductor | Cross-section for conductor connection | Type | fine-wired | |
| | | nominal | 0.5 mm ² | |
| | wire end ferrule | Stripping length | nominal | 14 mm |
| | | Recommended wire-end ferrule | H0.5/18 OR | |
| | Cross-section for conductor connection | Type | fine-wired | |
| | | nominal | 1 mm ² | |
| | wire end ferrule | Stripping length | nominal | 15 mm |
| | | Recommended wire-end ferrule | H1.0/18 GE | |
| | Cross-section for conductor connection | Type | fine-wired | |
| | | nominal | 1.5 mm ² | |
| | wire end ferrule | Stripping length | nominal | 15 mm |
| | | Recommended wire-end ferrule | H1.5/18D SW | |
| Stripping length | | nominal | 12 mm | |
| Recommended wire-end ferrule | | H1.5/12 | | |
| Cross-section for conductor connection | Type | fine-wired | | |
| | nominal | 0.75 mm ² | | |
| wire end ferrule | Stripping length | nominal | 14 mm | |
| | Recommended wire-end ferrule | H0.75/18 W | | |
| Cross-section for conductor connection | Type | fine-wired | | |
| | nominal | 2.5 mm ² | | |
| wire end ferrule | Stripping length | nominal | 14 mm | |
| | Recommended wire-end ferrule | H2.5/19D BL | | |
| | Stripping length | nominal | 12 mm | |
| | Recommended wire-end ferrule | H2.5/12 | | |
| Cross-section for conductor connection | Type | fine-wired | | |
| | nominal | 4 mm ² | | |
| wire end ferrule | Stripping length | nominal | 12 mm | |
| | Recommended wire-end ferrule | H4.0/12 | | |
| | Stripping length | nominal | 14 mm | |
| | Recommended wire-end ferrule | H4.0/20D GR | | |
| Cross-section for conductor connection | Type | fine-wired | | |
| | nominal | 6 mm ² | | |
| wire end ferrule | Stripping length | nominal | 14 mm | |

BVZ 7.62HP/04/180F SN BK BX

Weidmüller Interface GmbH & Co. KG
 Klingenbergstraße 26
 D-32758 Detmold
 Germany

www.weidmueller.com

Technical data

| | | |
|------------------------------|----------------------------|-------|
| Recommended wire-end ferrule | H6,0/20 SW | |
| Stripping length | nominal | 12 mm |
| Recommended wire-end ferrule | H6,0/12 | |

Reference text The outside diameter of the plastic collar should not be larger than the pitch (P). Length of ferrules is to be chosen depending on the product and the rated voltage.

Rated data acc. to IEC

| | | | |
|---|------------------------|---|-------------------|
| tested acc. to standard | IEC 60664-1, IEC 61984 | Rated current, min. number of poles (Tu=20°C) | 57 A |
| Rated current, max. number of poles (Tu=20°C) | 54 A | Rated current, min. number of poles (Tu=40°C) | 51 A |
| Rated current, max. number of poles (Tu=40°C) | 41 A | Rated voltage for surge voltage class / pollution degree II/2 | 1000 V |
| Rated voltage for surge voltage class / pollution degree III/2 | 1000 V | Rated voltage for surge voltage class / pollution degree III/3 | 800 V |
| Rated impulse voltage for surge voltage class/ pollution degree II/2 | 6000 V | Rated impulse voltage for surge voltage class/ pollution degree III/2 | 8 kV |
| Rated impulse voltage for surge voltage class/ contamination degree III/3 | 8 kV | Short-time withstand current resistance | 3 x 1s with 420 A |
| Creepage distance, min. | 13.8 mm | Clearance, min. | 10.2 mm |

Rated data acc. to CSA

| | | | |
|-----------------------------------|--|-----------------------------------|----------------|
| Institute (CSA) | CSA | Certificate No. (CSA) | 200039-1534443 |
| Rated voltage (Use group B / CSA) | 600 V | Rated voltage (Use group C / CSA) | 600 V |
| Rated voltage (Use group D / CSA) | 600 V | Rated current (Use group B / CSA) | 40.5 A |
| Rated current (Use group C / CSA) | 40.5 A | Rated current (Use group D / CSA) | 5 A |
| Wire cross-section, AWG, min. | AWG 24 | Wire cross-section, AWG, max. | AWG 8 |
| Reference to approval values | Specifications are maximum values, details - see approval certificate. | | |

Rated data acc. to UL 1059

| | | | |
|---------------------------------------|--|---------------------------------------|--------|
| Institute (cURus) | CURUS | Certificate No. (cURus) | E60693 |
| Rated voltage (Use group B / UL 1059) | 600 V | Rated voltage (Use group C / UL 1059) | 600 V |
| Rated voltage (Use group D / UL 1059) | 600 V | Rated voltage (Use group F / UL 1059) | 1000 V |
| Rated current (Use group B / UL 1059) | 40.5 A | Rated current (Use group C / UL 1059) | 40.5 A |
| Rated current (Use group D / UL 1059) | 5 A | Rated current (Use group F / UL 1059) | 40.5 A |
| Wire cross-section, AWG, min. | AWG 24 | Wire cross-section, AWG, max. | AWG 8 |
| Reference to approval values | Specifications are maximum values, details - see approval certificate. | | |

Packing

| | | | |
|-----------|-----------|------------|-----------|
| Packaging | Box | VPE length | 349.00 mm |
| VPE width | 131.00 mm | VPE height | 190.00 mm |

Type tests

| | | |
|------------------------------|------------|--|
| Test: Durability of markings | Standard | DIN EN 61984 section 7.3.2 / 09.02 taking pattern from DIN EN 60068-2-70 / 07.96 |
| | Test | mark of origin, type identification, pitch, type of material |
| | Evaluation | available |
| | Test | durability |

BVZ 7.62HP/04/180F SN BK BX

Weidmüller Interface GmbH & Co. KG
 Klingenbergstraße 26
 D-32758 Detmold
 Germany

www.weidmueller.com

Technical data

| | | | | |
|--|---|--|------------------------------------|--|
| Test: Misengagement (Non-interchangeability) | Evaluation | passed | | |
| | Standard | DIN EN 6 1984 section 6.3 and 6.9.1 / 09.02, DIN IEC 5 12 part 7 section 5 / 05.94 | | |
| | Test | 180° turned with coding elements | | |
| | Evaluation | passed | | |
| Test: Clampable cross section | Test | 180° turned without coding elements | | |
| | Evaluation | passed | | |
| | Standard | DIN EN 60999-1 section 7 and 9.1 / 12.00, DIN EN 60947-1 section 8.2.4.5.1 / 12.02 | | |
| | Conductor type | Type of conductor and conductor cross-section | solid 0.5 mm ² | |
| | | Type of conductor and conductor cross-section | stranded 0.5 mm ² | |
| | | Type of conductor and conductor cross-section | solid 6 mm ² | |
| | | Type of conductor and conductor cross-section | stranded 6 mm ² | |
| | | Type of conductor and conductor cross-section | AWG 24/1 | |
| | | Type of conductor and conductor cross-section | AWG 24/19 | |
| | | Type of conductor and conductor cross-section | AWG 10/1 | |
| | | Type of conductor and conductor cross-section | AWG 10/19 | |
| | Evaluation | passed | | |
| | Test for damage to and accidental loosening of conductors | Standard | DIN EN 60999-1 section 9.4 / 12.00 | |
| Requirement | | 0.2 kg | | |
| Conductor type | | Type of conductor and conductor cross-section | AWG 24/1 | |
| | | Type of conductor and conductor cross-section | AWG 24/19 | |
| Evaluation | | passed | | |
| Requirement | | 0.3 kg | | |
| Conductor type | | Type of conductor and conductor cross-section | solid 0.5 mm ² | |
| | | Type of conductor and conductor cross-section | stranded 0.5 mm ² | |
| Evaluation | | passed | | |
| Requirement | | 1.4 kg | | |
| Conductor type | Type of conductor and conductor cross-section | solid 6 mm ² | | |
| | Type of conductor and conductor cross-section | stranded 6 mm ² | | |
| | Type of conductor and conductor cross-section | AWG 10/1 | | |

BVZ 7.62HP/04/180F SN BK BX

Weidmüller Interface GmbH & Co. KG
 Klingenbergstraße 26
 D-32758 Detmold
 Germany

www.weidmueller.com

Technical data

| | | | | |
|---|----------------|---|------------------------------|--|
| | | Type of conductor and conductor cross-section | AWG 10/19 | |
| Pull-out test | Evaluation | passed | | |
| | Standard | DIN EN 60999-1 section 9.5 / 12.00 | | |
| | Requirement | ≥10 N | | |
| | Conductor type | Type of conductor and conductor cross-section | AWG 24/1 | |
| | | Type of conductor and conductor cross-section | AWG 24/19 | |
| | Evaluation | passed | | |
| | Requirement | ≥20 N | | |
| | Conductor type | Type of conductor and conductor cross-section | solid 0.5 mm ² | |
| | | Type of conductor and conductor cross-section | stranded 0.5 mm ² | |
| | Evaluation | passed | | |
| | Requirement | ≥80 N | | |
| | Conductor type | Type of conductor and conductor cross-section | solid 6 mm ² | |
| | | Type of conductor and conductor cross-section | stranded 6 mm ² | |
| | | Type of conductor and conductor cross-section | AWG 10/1 | |
| Type of conductor and conductor cross-section | | AWG 10/19 | | |
| Evaluation | passed | | | |

Important note

IPC conformity Conformity: The products are developed, manufactured and delivered according international recognized standards and norms and comply with the assured properties in the data sheet resp. fulfill decorative properties in accordance with IPC-A-610 "Class 2". Further claims on the products can be evaluated on request.

- Notes**
- Additional variants on request
 - Rated current related to rated cross-section & min. No. of poles.
 - Wire end ferrule with plastic collar to DIN 46228/4
 - Wire end ferrule without plastic collar to DIN 46228/1
 - P on drawing = pitch
 - Rated data refer only to the component itself. Clearance and creepage distances to other components are to be designed in accordance with the relevant application standards.
 - In accordance with IEC 61984, OMNIMATE-connectors are connectors without breaking capacity (COC). During designated use, connectors are not allowed to be engaged or disengaged when live or under load
 - Long term storage of the product with average temperature of 50 °C and maximum humidity 70%, 36 months

Classifications

| | | | |
|-------------|-------------|-------------|-------------|
| ETIM 6.0 | EC002638 | ETIM 7.0 | EC002638 |
| ETIM 8.0 | EC002638 | ETIM 9.0 | EC002638 |
| ETIM 10.0 | EC002638 | ECLASS 9.0 | 27-44-03-09 |
| ECLASS 9.1 | 27-44-03-09 | ECLASS 10.0 | 27-44-03-09 |
| ECLASS 11.0 | 27-46-02-02 | ECLASS 12.0 | 27-46-02-02 |
| ECLASS 13.0 | 27-46-02-02 | ECLASS 14.0 | 27-46-02-02 |

BVZ 7.62HP/04/180F SN BK BX

Weidmüller Interface GmbH & Co. KG
Klingenbergstraße 26
D-32758 Detmold
Germany

Technical data

www.weidmueller.com

ECLASS 15.0

27-46-02-02

BVZ 7.62HP/04/180F SN BK BX

Weidmüller Interface GmbH & Co. KG
 Klängenbergstraße 26
 D-32758 Detmold
 Germany

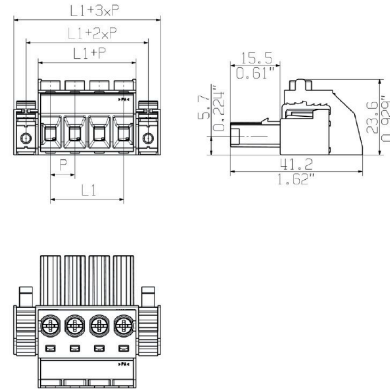
www.weidmueller.com

Drawings

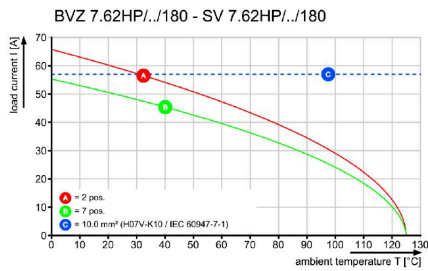
Product image



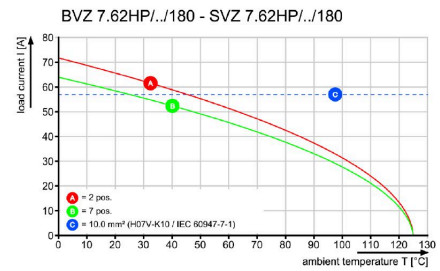
Dimensional drawing



Graph



Graph



BVZ 7.62HP/04/180F SN BK BX

Weidmüller Interface GmbH & Co. KG

Klingenbergstraße 26
D-32758 Detmold
Germany

www.weidmueller.com

Accessories

Coding elements



The pluggable connections for power electronics - optimised for modern drive technologies, e.g. motor starters, frequency converters and servo-controllers. OMNIMATE Power sets the new standard – with increased safety and innovative solutions such as the pluggable shield, integrated signal contacts and one-handed operation.

The three product lines offer you further advantages:

- Application-oriented scalability: from the compact 4 mm² connector for 29 A (IEC) or 20 A (UL) up to the sturdy 16 mm² connector for 76 A (IEC) or 54 A (UL)
- Unlimited usage up to 1,000 V (IEC) or 600 V (UL)
- A variety of application optimised mounting options

Our service:

Design your individual connectors simply by using the product configurator.

General ordering data

| | | | |
|------------|----------------------------|--|--|
| Type | BV/SV 7.62HP KO RD 2022 | Version | |
| Order No. | 2007300000 | PCB plug-in connector, Accessories, Coding element, red, Number of | |
| GTIN (EAN) | 4050118392715 | poles: 1 | |
| Qty. | 20 ST | | |

Strain reliefs



For frequent load changes: the "trailer coupling" for plug-in connectors.

The strain relief can do more than just relieve the strain on conductors:

Simply clip onto the plug and

- bundle conductors
- guide cables
- use as a connection and disconnection aid

No damage to the connecting points, clear, tidy wiring and easy to handle.

User advantages: permanent heavy-duty connections for harsh industrial environments and convenient operation ensure improved system availability.

General ordering data

| | | | |
|------------|----------------------------|---|--|
| Type | BV/SV 7.62HP/02 ZE GR | Version | |
| Order No. | 1937550000 | PCB plug-in connector, Accessories, Strain relief, Light Grey, Number | |
| GTIN (EAN) | 4032248608836 | of poles: 2 | |
| Qty. | 50 ST | | |
| Type | BV/SV 7.62HP/04 ZE GR | Version | |
| Order No. | 1937560000 | PCB plug-in connector, Accessories, Strain relief, Light Grey, Number | |
| GTIN (EAN) | 4032248608843 | of poles: 4 | |
| Qty. | 50 ST | | |

BVZ 7.62HP/04/180F SN BK BX

Weidmüller Interface GmbH & Co. KG
 Klingenbergstraße 26
 D-32758 Detmold
 Germany

www.weidmueller.com

Accessories

Adapters for rail mounting



The pluggable connections for power electronics - optimised for modern drive technologies, e.g. motor starters, frequency converters and servo-controllers. OMNIMATE Power sets the new standard – with increased safety and innovative solutions such as the pluggable shield, integrated signal contacts and one-handed operation.

The three product lines offer you further advantages:

- Application-oriented scalability: from the compact 4 mm² connector for 29 A (IEC) or 20 A (UL) up to the sturdy 16 mm² connector for 76 A (IEC) or 54 A (UL)
- Unlimited usage up to 1,000 V (IEC) or 600 V (UL)
- A variety of application optimised mounting options

Our service:

Design your individual connectors simply by using the product configurator.

General ordering data

| | | |
|------------|----------------------------|--|
| Type | BV/SV 7.62HP/02 ARPL GR | Version |
| Order No. | 1937570000 | PCB plug-in connector, Accessories, Mounting plate, grey, Number of poles: 2 |
| GTIN (EAN) | 4032248608850 | |
| Qty. | 50 ST | |
| Type | BV/SV 7.62HP/04 ARPL GR | Version |
| Order No. | 1937580000 | PCB plug-in connector, Accessories, Mounting plate, grey, Number of poles: 4 |
| GTIN (EAN) | 4032248608867 | |
| Qty. | 50 ST | |
| Type | BV/SV7.62HP MOFU GR | Version |
| Order No. | 1937600000 | PCB plug-in connector, Accessories, Mounting foot, Light Grey |
| GTIN (EAN) | 4032248608898 | |
| Qty. | 100 ST | |

Slotted screwdriver



Slotted screwdriver with rounded blade SD DIN 5265, ISO 2380/2, output to DIN 5264, ISO 2380/1. ChromTop tip, SoftFinish grip

General ordering data

| | | |
|------------|----------------------------|--------------------------|
| Type | SDS 0.8X4.5X125 | Version |
| Order No. | 9009020000 | Screwdriver, Screwdriver |
| GTIN (EAN) | 4032248266883 | |
| Qty. | 1 ST | |
| Type | SDIS 0.8X4.0X100 | Version |
| Order No. | 9008400000 | Screwdriver, Screwdriver |
| GTIN (EAN) | 4032248056361 | |
| Qty. | 1 ST | |

BVZ 7.62HP/04/180F SN BK BX

Weidmüller Interface GmbH & Co. KG
 Klingenbergstraße 26
 D-32758 Detmold
 Germany

www.weidmueller.com

Accessories

Crosshead screwdriver Phillips



Crosshead screwdriver, Phillips, SDK PH DIN 5262, ISO 8764/2-PH, output to ISO 8764-PH, ChromTop tip, SoftFinish grip

General ordering data

| | | |
|------------|----------------------------|--------------------------|
| Type | SDK PH1 | Version |
| Order No. | 9008480000 | Screwdriver, Screwdriver |
| GTIN (EAN) | 4032248056477 | |
| Qty. | 1 ST | |

| | | |
|------------|----------------------------|--------------------------|
| Type | SDIK PH1 | Version |
| Order No. | 9008570000 | Screwdriver, Screwdriver |
| GTIN (EAN) | 4032248056569 | |
| Qty. | 1 ST | |

Crimping tools



Crimping tools for wire end ferrules, with and without plastic collars

- Ratchet guarantees precise crimping
- Release option in the event of incorrect operation

General ordering data

| | | |
|------------|----------------------------|--|
| Type | PZ 6/5 | Version |
| Order No. | 9011460000 | Pressing tool, Crimping tool for wire-end ferrules, 0.25mm ² , 6mm ² , |
| GTIN (EAN) | 4008190165352 | Trapezoidal indentation crimp |
| Qty. | 1 ST | |


BVZ 7.62HP/04/180F SN BK BX

Weidmüller Interface GmbH & Co. KG
Klingenbergstraße 26
D-32758 Detmold
Germany

www.weidmueller.com

Counterpart

SV 7.62HP 180F SN




Single-row, high-performance male header for side-by-side mounting without sacrificing any poles or with patented flange for fast fixing without tools. Maximum connection and operating reliability thanks to a mating profile that prevents incorrect connection, with unique coding diversity and additional fastening in the flange. 3.5 mm pin length is optimised for lead-free wave soldering.

General ordering data

| | | |
|------------|----------------------------|---|
| Type | SV 7.62HP/04/180F 3.5SN... | Version |
| Order No. | 1930730000 | PCB plug-in connector, male header, Clip-on flange, THT solder |
| GTIN (EAN) | 4032248580705 | connection, 7.62 mm, Number of poles: 4, 180°, Solder pin length (l): |
| Qty. | 36 ST | 3.5 mm, tinned, black, Box |

SV 7.62HP 180FX SN




Single-row, high-performance male header for side-by-side mounting without sacrificing any poles or with patented flange for fast fixing without tools. Maximum connection and operating reliability thanks to a mating profile that prevents incorrect connection, with unique coding diversity and additional fastening in the flange. 3.5 mm pin length is optimised for lead-free wave soldering.

General ordering data

| | | |
|------------|----------------------------|--|
| Type | SV 7.62HP/04/180FX 3.5S... | Version |
| Order No. | 1931060000 | PCB plug-in connector, male header, Clip-on flange / anti-rotation |
| GTIN (EAN) | 4032248581054 | feature, THT solder connection, 7.62 mm, Number of poles: 4, 180°, |
| Qty. | 36 ST | Solder pin length (l): 3.5 mm, tinned, black, Box |

SV 7.62HP 270F SN



Single-row, high-current and high-performance male headers for side-by-side mounting without sacrificing any poles or with flange for fast fixing without tools. Maximum connection and operating reliability thanks to a mating profile that prevents incorrect connection, unique coding diversity and additional fastening in the flange.

General ordering data

| | | |
|------------|----------------------------|---|
| Type | SV 7.62HP/04/270F 3.5SN... | Version |
| Order No. | 1931390000 | PCB plug-in connector, male header, Clip-on flange, THT solder |
| GTIN (EAN) | 4032248581429 | connection, 7.62 mm, Number of poles: 4, 270°, Solder pin length (l): |
| Qty. | 36 ST | 3.5 mm, tinned, black, Box |


BVZ 7.62HP/04/180F SN BK BX

Weidmüller Interface GmbH & Co. KG
 Klingenbergstraße 26
 D-32758 Detmold
 Germany

www.weidmueller.com

Counterpart

SV 7.62HP 90F SN




Single-row, high-current and high-performance male headers for side-by-side mounting without sacrificing any poles or with flange for fast fixing without tools. Maximum connection and operating reliability thanks to a mating profile that prevents incorrect connection, unique coding diversity and additional fastening in the flange.

General ordering data

| | | |
|------------|----------------------------|--|
| Type | SV 7.62HP/04/90F 3.5SN ... | Version |
| Order No. | 1930400000 | PCB plug-in connector, male header, Clip-on flange, THT solder |
| GTIN (EAN) | 4032248580279 | connection, 7.62 mm, Number of poles: 4, 90°, Solder pin length (l): |
| Qty. | 36 ST | 3.5 mm, tinned, black, Box |

SVD 7.62HP 270F SN




Double-row high-current, high-performance pin headers, with or without flange, for fast, tool-free locking. Optimised for "book-size modules" measuring 50mm wide and above. With integrated mounting option for mounting to the housing wall. Exceptional reliability and operational safety thanks to 100% failsafe mating profile, unique coding and optional additional screw mounting in the flange.

General ordering data

| | | |
|------------|----------------------------|---|
| Type | SVD 7.62HP/08/270F 3.2S... | Version |
| Order No. | 1523970000 | PCB plug-in connector, male header, Clip-on flange, THT solder |
| GTIN (EAN) | 4050118329490 | connection, 7.62 mm, Number of poles: 8, 270°, Solder pin length (l): |
| Qty. | 21 ST | 3.2 mm, tinned, black, Box |

SV-SMT 7.62HP 270F BX



OMNIMATE Power BV / SV 7.62HP – the 28 kVA performance class

Tailor-made solutions for high performers

More power reserves for higher load bearing capacity: The OMNIMATE Power BV / SV 7.62HP is the middle-class of the power connector systems. It has a large clamping capacity, high overload resistance and the largest range of variants and accessories to choose from: the high performer of the HP range. HP means High Performance – this performance covers a great deal: the full rated current up to 50°C without derating, unlimited 600-V approval according to UL, and the additional finger safety for 400 V-TN systems (+ 3.0 mm) in compliance with the application directive IEC 61800-5-1.

BVZ 7.62HP/04/180F SN BK BX

Weidmüller Interface GmbH & Co. KG
 Klingenbergstraße 26
 D-32758 Detmold
 Germany


www.weidmueller.com

Counterpart

General ordering data

| | | |
|------------|----------------------------|---|
| Type | SV-SMT 7.62HP/04/270F 2... | Version |
| Order No. | 2499920000 | PCB plug-in connector, male header, Flange, THT/THR solder |
| GTIN (EAN) | 4050118513349 | connection, 7.62 mm, Number of poles: 4, 270°, Solder pin length (l): |
| Qty. | 50 ST | 2.6 mm, tinned, black, Box |
| Type | SV-SMT 7.62HP/04/270F 3... | Version |
| Order No. | 2498870000 | PCB plug-in connector, male header, Flange, THT/THR solder |
| GTIN (EAN) | 4050118512007 | connection, 7.62 mm, Number of poles: 4, 270°, Solder pin length (l): |
| Qty. | 50 ST | 3.5 mm, tinned, black, Box |

SV-SMT 7.62HP 90F BX



OMNIMATE Power BV / SV 7.62HP – the 28 kVA performance class

Tailor-made solutions for high performers


More power reserves for higher load bearing capacity:

The OMNIMATE Power BV / SV 7.62HP is the middle-class of the power connector systems. It has a large clamping capacity, high overload resistance and the largest range of variants and accessories to choose from: the high performer of the HP range. HP means High Performance – this performance covers a great deal: the full rated current up to 50°C without derating, unlimited 600-V approval according to UL, and the additional finger safety for 400 V-TN systems (+ 3.0 mm) in compliance with the application directive IEC 61800-5-1.

General ordering data

| | | |
|------------|----------------------------|--|
| Type | SV-SMT 7.62HP/04/90F 2... | Version |
| Order No. | 2499580000 | PCB plug-in connector, male header, Flange, THT/THR solder |
| GTIN (EAN) | 4050118512892 | connection, 7.62 mm, Number of poles: 4, 90°, Solder pin length (l): |
| Qty. | 36 ST | 2.6 mm, tinned, black, Box |
| Type | SV-SMT 7.62HP/04/90F 3... | Version |
| Order No. | 2498440000 | PCB plug-in connector, male header, Flange, THT/THR solder |
| GTIN (EAN) | 4050118511666 | connection, 7.62 mm, Number of poles: 4, 90°, Solder pin length (l): |
| Qty. | 50 ST | 3.5 mm, tinned, black, Box |

SVF 7.62HP/180F



180° inverted pin header with PUSH IN connection technology for field wiring in 6mm² in a 7.62 pitch, as a "three-flange variant" for enclosure feed-through. Suitable for enclosures with a max. wall thickness of 2mm. Also perfect as a touch-safe solution for reverse voltages. Meets the requirements of UL1059 600 V Class C and IEC 61800-5-1.

General ordering data

| | | |
|------------|----------------------------|--|
| Type | SVF 7.62HP/04/180F SN B... | Version |
| Order No. | 1060920000 | PCB plug-in connector, male plug, 7.62 mm, Number of poles: |
| GTIN (EAN) | 4032248810802 | 4, 180°, PUSH IN without actuator, Tension-clamp connection, |
| Qty. | 30 ST | Clamping range, max. : 10 mm ² , Box |

BVZ 7.62HP/04/180F SN BK BX


Weidmüller Interface GmbH & Co. KG
 Klingenbergstraße 26
 D-32758 Detmold
 Germany

www.weidmueller.com

Counterpart

| | | |
|------------|----------------------------|--|
| Type | SVF 7.62HP/04/180SF SN ... | Version |
| Order No. | 2544540000 | PCB plug-in connector, male plug, 7.62 mm, Number of poles: 4, |
| GTIN (EAN) | 4050118554281 | 180°, PUSH IN, Clamping range, max. : 10 mm ² , Box |
| Qty. | 30 ST | |

SVFL 7.62HP/180F




180° inverted pin header with PUSH IN connection technology and adjustable actuator (pusher) for field wiring 6 mm² in a 7.62 pitch. Also ideal as a touch-safe solution for inverse voltages. Meets the requirements of UL1059 600 V Class C and IEC 61800-5-1. Variants: without flange, external flange, middle flange with snap-on mechanism and optional additional screw mount.

General ordering data

| | | |
|------------|----------------------------|---|
| Type | SVFL 7.62HP/04/180F SN ... | Version |
| Order No. | 1547570000 | PCB plug-in connector, male plug, 7.62 mm, Number of poles: 4, |
| GTIN (EAN) | 4050118353167 | 180°, PUSH IN with actuator, Clamping range, max. : 6 mm ² , Box |
| Qty. | 42 ST | |

SVZ 7.62HP 180F SN



High-performance male header with the proven, 100% maintenance-free Weidmüller steel clamping yoke. Side-by-side mounting without sacrificing any poles or with patented multifunction flange for secure, fast fixing without tools. Maximum connection and operating reliability thanks to a mating profile that prevents incorrect connection, unique coding diversity, incorrect wiring protection. Suitable for labelling.

General ordering data

| | | |
|------------|----------------------------|--|
| Type | SVZ 7.62HP/04/180F SN B... | Version |
| Order No. | 1931820000 | PCB plug-in connector, male plug, 7.62 mm, Number of poles: 4, |
| GTIN (EAN) | 4032248581764 | 180°, Clamping yoke connection, Clamping range, max. : 6 mm ² , Box |
| Qty. | 100 ST | |