Data sheet

SAIL-M8BG-4-3.0V

Weidmüller Interface GmbH & Co. KG
Klingenbergstraße 26
D-32758 Detmold
Germany

www.weidmueller.com









Sensor/actuator cables are used for wiring sensors and actuators and for transmitting data or power in various applications. The moulded cable offers connected and tested connection of the plug-in connector to the cable ex-works. The cables may be exposed to a wide range of conditions, such as humidity, dust, heat, cold, shock or vibration.
Our developers have focused specifically on this issue and designed a host of different M8 and M12 sensor-actuator cables so you are bound to find the solution you need for your application.
Is there something you have not managed to find or you feel needs explanation? Talk to us!

General ordering data

Version	Sensor/actuator line, One end without connector, M8, Number of poles : 4, 3 m, Female socket, straight, Shielded: No, LED: No, Sheath material: PVC, Halogen: Yes
Order No.	1927260300
Type	SAIL-M8BG-4-3.0V
GTIN (EAN)	4032248574971
Qty.	1 items

Data sheet

SAIL-M8BG-4-3.0V

Weidmüller Interface GmbH & Co. KG
Klingenbergstraße 26
D-32758 Detmold
Germany

www.weidmueller.com

Technical data

Approvals

Approvals	
ROHS	Conform
UL File Number Search	UL Website
Certificate no. (cULus)	E307231

Dimensions and weights

Net weight	104 g

Environmental Product Compliance

RoHS Compliance Status	Compliant with exemption
RoHS Exemption (if applicable/known)	6c
REACH SVHC	Lead 7439-92-1
SCIP	1c533b66-fcff-4da5-b89f-fd55fbf5cb55

Technical specifications for cable

Cable length	3 m	Sheathing colour	black
Suitable for cable carriers	No	Core cross-section	0.25 mm²
Shielded	No	Halogen	Yes
Insulation	PVC	Sheath material	PVC
Cable length configurable	No	Outer cladding in accordance with UL AWM style	2464 (80 °C / 300 V)
Irradiation crosslinked	No	Welding spark resistance	No
Colour coding	brown, white, blue, black	Torsion resistance	0 °/m
Temperature range, stationary	-30...80 °C	Resistant to welding beads	No
Temperature range, moving	-5...80 °C	Number of poles	4
Outside diameter	4.8 mm ± 0.2 mm		

General technical data

Coding	A-coded	Connection thread	M8
Contact surface	Gold-plated	LED	No
Version	Female socket, straight	Housing main material	PUR
Insulation resistance	108 Ω	Nominal voltage	30 V
Nominal current	4 A	Protection degree	IP65, IP66, IP67, IP68, when screwed in
Plugging cycles	≥ 100	Pollution severity	3
jumpered	No	Threaded ring material	Brass, nickel-plated
Temperature range of housing	-25...+85 °C	Tightening torque	M8: 0.5 - 0.6 Nm

Electrical properties

Insulation resistance	108 Ω	Nominal voltage	30 V

General standards

Connector standard	IEC 61076-2-104	Certificate no. (cULus)	E307231

SAIL-M8BG-4-3.0V

Weidmüller Interface GmbH & Co. KG
Klingenbergstraße 26
D-32758 Detmold
Germany

www.weidmueller.com

Technical data

Standards

Connector standard	IEC 61076-2-104

Plug, left

Plug left	M8, IP69, female contact, straight, Plastic, unshielded

Plug, right

Plug right	free conductor end

Classifications

ETIM 8.0	EC001855	ETIM 9.0	EC001855
ETIM 10.0	EC001855	ECLASS 14.0	27-06-03-11
ECLASS 15.0	27-06-03-11		

SAIL-M8BG-4-3.0V

Weidmüller Interface GmbH & Co. KG
Klingenbergstraße 26
D-32758 Detmold
Germany

www.weidmueller.com

Drawings

Dimensioned drawing

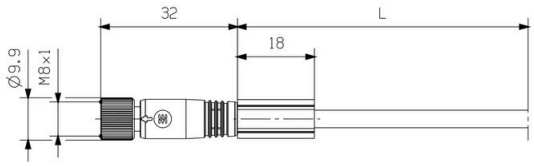

Straight socket

Pole scheme

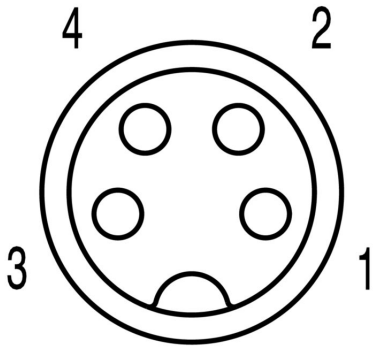

Socket

Wiring diagram

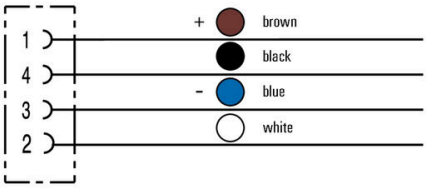

The ideal tool: Screwty ® with torque function

Light, securely screwed-in round plug-in connectors. Screwty set DM / VPE: 1 / Order No.: 1920000000 Adapters: M12, M12 F, M8, M8 F

Weidmüller Interface GmbH & Co. KG
Klingenbergstraße 26
D-32758 Detmold
Germany

www.weidmueller.com

Drawings