

## SAIL-M8GM8W-4L3.0V

**Weidmüller Interface GmbH & Co. KG**

Klingenbergstraße 26

D-32758 Detmold

Germany

[www.weidmueller.com](http://www.weidmueller.com)



Sensor/actuator cables are used for wiring sensors and actuators and for transmitting data or power in various applications. The moulded cable offers connected and tested connection of the plug-in connector to the cable ex-works. The cables may be exposed to a wide range of conditions, such as humidity, dust, heat, cold, shock or vibration.

Our developers have focused specifically on this issue and designed a host of different M8 and M12 sensor-actuator cables so you are bound to find the solution you need for your application.

Is there something you have not managed to find or you feel needs explanation? Talk to us!

### General ordering data

Version	Sensor/actuator line, Connecting line, M8 / M8, Number of poles : 4, 3 m, pin, straight - socket, 90&deg;, Shielded: No, LED: Yes, Sheath material: PVC, Halogen: Yes
Order No.	<a href="#">1927200300</a>
Type	SAIL-M8GM8W-4L3.0V
GTIN (EAN)	4032248575305
Qty.	1 items

## SAIL-M8GM8W-4L3.0V

**Weidmüller Interface GmbH & Co. KG**  
 Klingenbergstraße 26  
 D-32758 Detmold  
 Germany

www.weidmueller.com

## Technical data

### Approvals

Approvals



ROHS Conform

UL File Number Search [UL Website](#)

Certificate no. (cULus) E307231

### Dimensions and weights

Net weight 112 g

### Environmental Product Compliance

RoHS Compliance Status Compliant with exemption

RoHS Exemption (if applicable/known) 6c, 7cl

REACH SVHC Lead 7439-92-1

SCIP 1c533b66-fcff-4da5-b89f-fd55fbf5cb55

### Technical specifications for cable

Cable length	3 m	Sheathing colour	black
Suitable for cable carriers	No	Core cross-section	0.25 mm <sup>2</sup>
Shielded	No	Halogen	Yes
Insulation	PVC	Sheath material	PVC
Configurable cable length	No	Outer cladding in accordance with UL AWM style	2464 (80 °C / 300 V)
Irradiation crosslinked	No	Welding spark resistance	No
Colour coding	brown, white, blue, black	Torsion resistance	0 °/m
Temperature range, stationary	-30...80 °C	Resistant to welding beads	No
Temperature range, moving	-5...80 °C	Number of poles	4
Outside diameter	4.8 mm ± 0.2 mm		

### General technical data

Coding	A-coded	Connection thread	M8 / M8
Contact surface	Gold-plated	LED	Yes
Version	pin, straight - socket, 90°;	Housing main material	PUR
Insulation resistance	108 Ω	Nominal voltage	24 V
Nominal current	4 A	Protection degree	IP67, IP68, when screwed in, IP65, IP66
Plugging cycles	≥ 100	Pollution severity	3
jumpered	No	Threaded ring material	Brass, nickel-plated
Temperature range of housing	-25...+85 °C	Tightening torque	M8: 0.5 - 0.6 Nm

### Electrical properties

Insulation resistance 108 Ω      Nominal voltage 24 V

### General standards

Connector standard IEC 61076-2-104      Certificate no. (cULus) E307231

**SAIL-M8GM8W-4L3.0V**

**Weidmüller Interface GmbH & Co. KG**  
 Klingenbergstraße 26  
 D-32758 Detmold  
 Germany

[www.weidmueller.com](http://www.weidmueller.com)

**Technical data**

**Standards**

Connector standard	IEC 61076-2-104
--------------------	-----------------

**Plug, left**

Plug left	M8, IP69, male contact, straight, Plastic, unshielded
-----------	---

**Plug, right**

Plug right	M8, IP69, female contact, angled 90°, Plastic, LED, unshielded
------------	--

**Classifications**

ETIM 8.0	EC001855	ETIM 9.0	EC001855
ETIM 10.0	EC001855	ECLASS 14.0	27-06-03-11
ECLASS 15.0	27-06-03-11		

**SAIL-M8GM8W-4L3.0V**

**Weidmüller Interface GmbH & Co. KG**  
 Klingenbergstraße 26  
 D-32758 Detmold  
 Germany

www.weidmueller.com

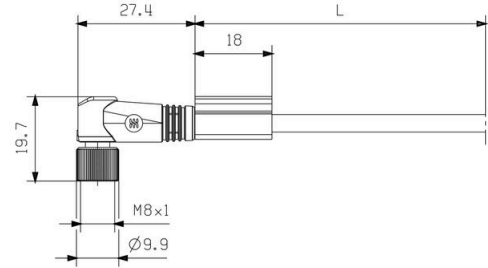
**Drawings**

**Dimensioned drawing**



Male, straight

**Dimensioned drawing**



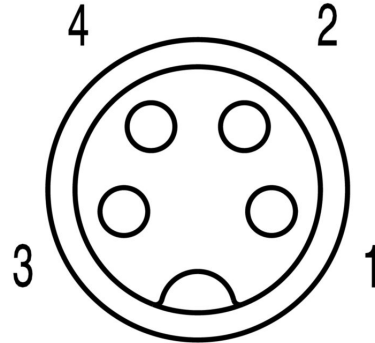
Angled socket

**Pole scheme**



Male

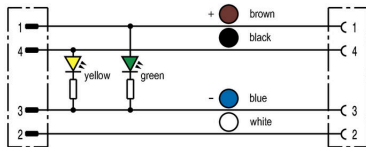
**Pole scheme**



Socket

# Drawings

## Wiring diagram



## The ideal tool: Screwty® with torque function



Light, securely screwed-in round plug-in connectors. Screwty set DM / VPE: 1 / Order No.: 1920000000 Adapters: M12, M12 F, M8, M8 F