

SAIL-M12BG-5-10V**Weidmüller Interface GmbH & Co. KG**

Klingenbergstraße 26

D-32758 Detmold

Germany

www.weidmueller.com

Sensor/actuator cables are used for wiring sensors and actuators and for transmitting data or power in various applications. The moulded cable offers connected and tested connection of the plug-in connector to the cable ex-works. The cables may be exposed to a wide range of conditions, such as humidity, dust, heat, cold, shock or vibration.

Our developers have focused specifically on this issue and designed a host of different M8 and M12 sensor-actuator cables so you are bound to find the solution you need for your application.

Is there something you have not managed to find or you feel needs explanation? Talk to us!

General ordering data

| | |
|------------|---|
| Version | Sensor/actuator line, One end without connector, M12, Number of poles : 5, 10 m, Female socket, straight, Shielded: No, LED: No, Sheath material: PVC, Halogen: Yes |
| Order No. | 1925591000 |
| Type | SAIL-M12BG-5-10V |
| GTIN (EAN) | 4032248570409 |
| Qty. | 1 items |

SAIL-M12BG-5-10V

Weidmüller Interface GmbH & Co. KG
 Klingenbergstraße 26
 D-32758 Detmold
 Germany

www.weidmueller.com

Technical data

Approvals

Approvals



ROHS Conform

UL File Number Search [UL Website](#)

Certificate no. (cULus) E307231

Dimensions and weights

Net weight 490 g

Environmental Product Compliance

RoHS Compliance Status Compliant with exemption

RoHS Exemption (if applicable/known) 6c

REACH SVHC Lead 7439-92-1

SCIP 1c533b66-fcff-4da5-b89f-fd55fbf5cb55

Technical specifications for cable

| | | | |
|-------------------------------|---------------------------------|--|----------------------|
| Cable length | 10 m | Sheathing colour | black |
| Suitable for cable carriers | No | Core cross-section | 0.34 mm ² |
| Shielded | No | Halogen | Yes |
| Insulation | PVC | Sheath material | PVC |
| Configurable cable length | No | Outer cladding in accordance with UL AWM style | 2464 (80 °C / 300 V) |
| Irradiation crosslinked | No | Welding spark resistance | No |
| Colour coding | brown, white, blue, black, grey | Torsion resistance | 0 °/m |
| Temperature range, stationary | -30...80 °C | Resistant to welding beads | No |
| Temperature range, moving | -5...80 °C | Number of poles | 5 |
| Outside diameter | 5.7 mm ± 0.2 mm | | |

General technical data

| | | | |
|------------------------------|-------------------------|------------------------|---|
| Coding | A-coded | Connection thread | M12 |
| Contact surface | Gold-plated | LED | No |
| Version | Female socket, straight | Housing main material | PUR |
| Insulation resistance | 108 Ω | Nominal voltage | 60 V |
| Nominal current | 4 A | Protection degree | IP67, IP68, when screwed in, IP65, IP66 |
| Plugging cycles | ≥ 100 | Pollution severity | 3 |
| jumpered | No | Threaded ring material | Diecast zinc |
| Temperature range of housing | -25...+85 °C | Tightening torque | M12: 0.8 - 1.2 Nm |

Electrical properties

| | | | |
|-----------------------|-------|-----------------|------|
| Insulation resistance | 108 Ω | Nominal voltage | 60 V |
|-----------------------|-------|-----------------|------|

General standards

| | | | |
|--------------------|-----------------|-------------------------|---------|
| Connector standard | IEC 61076-2-101 | Certificate no. (cULus) | E307231 |
|--------------------|-----------------|-------------------------|---------|

SAIL-M12BG-5-10V**Weidmüller Interface GmbH & Co. KG**

Klingenbergstraße 26

D-32758 Detmold

Germany

www.weidmueller.com**Technical data****Standards**

| | |
|--------------------|-----------------|
| Connector standard | IEC 61076-2-101 |
|--------------------|-----------------|

Plug, left

| | |
|-----------|---|
| Plug left | M12, A-coded, IP69, female contact, straight, Plastic, unshielded |
|-----------|---|

Plug, right

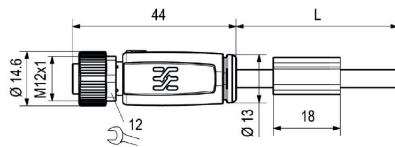
| | |
|------------|--------------------|
| Plug right | free conductor end |
|------------|--------------------|

Classifications

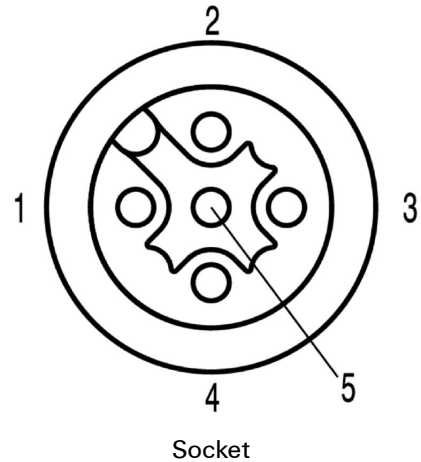
| | | | |
|-------------|-------------|-------------|-------------|
| ETIM 8.0 | EC001855 | ETIM 9.0 | EC001855 |
| ETIM 10.0 | EC001855 | ECLASS 14.0 | 27-06-03-11 |
| ECLASS 15.0 | 27-06-03-11 | | |

Drawings

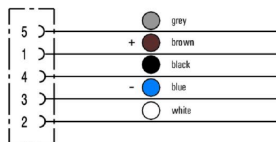
Dimensioned drawing



Pole scheme



Wiring diagram



The ideal tool: Screwty® with torque function



Light, securely screwed-in round plug-in connectors. Screwty set DM / VPE: 1 / Order No.: 1920000000 Adapters: M12, M12 F, M8, M8 F

