


WTL 35/1STB/WQV**Weidmüller Interface GmbH & Co. KG**

Klingenbergstraße 26

D-32758 Detmold

Germany

www.weidmueller.com**Product image****Current and voltage transformer wiring**

Our test disconnect terminal blocks featuring spring and screw connection technology allow you to create all the important converter circuits for measuring current, voltage and power in a safe and sophisticated way.

General ordering data

Version	Measuring transformer disconnect terminal, Screw connection, 500, 125, 2
Order No.	1925050000
Type	WTL 35/1STB/WQV
GTIN (EAN)	4032248566150
Qty.	10 items

WTL 35/1STB/WQV

Weidmüller Interface GmbH & Co. KG

Klingenbergstraße 26

D-32758 Detmold

Germany

www.weidmueller.com

Technical data

Approvals

Approvals



ROHS

Conform

Dimensions and weights

Depth	67.5 mm	Depth (inches)	2.6575 inch
Height	100 mm	Height (inches)	3.937 inch
Width	16 mm	Width (inches)	0.6299 inch
Net weight	94.69 g		

Temperatures

Storage temperature	-25 °C...55 °C	Ambient temperature	-5 °C...40 °C
Continuous operating temp., min.	-50 °C	Continuous operating temp., max.	120 °C

Environmental Product Compliance

RoHS Compliance Status	Compliant with exemption
RoHS Exemption (if applicable/known)	6c
REACH SVHC	Lead 7439-92-1
SCIP	0eb7d846-d0a1-43e5-93a4-d7c6856c4cda

Material data

Basic material	Wemid	Colour	dark beige
UL 94 flammability rating	V-0		

System specifications

Version	Screw connection, Spacer, With sockets, for screwable cross- connection, in closed state	End cover plate required	No
Number of potentials	1	Number of levels	1
Number of clamping points per level	2	Number of potentials per tier	1
PE connection	No	Mounting rail	TS 35
N-function	No	PE function	No
PEN function	Yes		

Additional technical data

Number of similar terminals	1	Type of mounting	Snap-on
-----------------------------	---	------------------	---------

Conductors for clamping (additional connection)

Connection type, additional connection Screw connection

Conductors for clamping (rated connection)

Gauge to IEC 60947-1	B9	Wire connection cross section AWG, max.	AWG 2
Connection direction	on side	Stripping length	18 mm

WTL 35/1STB/WQV

Weidmüller Interface GmbH & Co. KG

Klingenbergstraße 26

D-32758 Detmold

Germany

www.weidmueller.com

Technical data

Type of connection	Screw connection	Number of connections	2
Clamping range, max.	35 mm ²	Clamping range, min.	4 mm ²
Clamping screw	M 6	Blade size	6.5 x 1.2 mm
Wire connection cross section AWG, min.	AWG 12	Wire connection cross-section, finely stranded with wire-end ferrules DIN 46228/4, max.	35 mm ²
Wire connection cross-section, finely stranded with wire-end ferrules DIN 46228/4, min.	4 mm ²	Wire connection cross-section, finely stranded with wire-end ferrules DIN 46228/1, max.	35 mm ²
Wire connection cross-section, finely stranded with wire-end ferrules DIN 46228/1, min.	4 mm ²	Wire connection cross section, finely stranded, max.	35 mm ²
Wire connection cross section, finely stranded, min.	4 mm ²	Connection cross-section, stranded, max.	35 mm ²
Connection cross-section, stranded, min.	4 mm ²	Wire connection cross-section, solid core, max.	16 mm ²
Wire connection cross-section, solid core, min.	4 mm ²		

Dimensions

TS 35 offset	50 mm
--------------	-------

General

Wire connection cross section AWG, max.	AWG 2	Wire connection cross section AWG, min.	AWG 12
Mounting rail	TS 35		

Rating data

Rated cross-section	35 mm ²	Rated voltage	500 V
Rated DC voltage	500 V	Nominal current	125 A
Current at maximum wires	125 A	Volume resistance according to IEC 60947-7-x	0.26 mΩ
Rated impulse withstand voltage	6 kV	Power loss in accordance with IEC 60947-7-x	4.00 W
Pollution severity	3		

Classifications

ETIM 8.0	EC000902	ETIM 9.0	EC000902
ETIM 10.0	EC000902	ECLASS 14.0	27-25-01-09
ECLASS 15.0	27-25-01-09		

Drawings




WTL 35/1STB/WQV

Weidmüller Interface GmbH & Co. KG
 Klingenbergstraße 26
 D-32758 Detmold
 Germany

www.weidmueller.com

Accessories

Cross connector




The distribution or multiplication of a potential to adjoining terminal blocks is realized via a cross-connection. Additional wiring effort can be easily avoided. Even if the poles are broken out, contact reliability in the terminal blocks is still ensured. Our portfolio offers pluggable and screwable cross-connection systems for modular terminal blocks.

General ordering data

Type	WQV 35/2	Version
Order No.	1053060000	Cross-connector (terminal), when screwed in, yellow, 138 A, Number
GTIN (EAN)	4008190097349	of poles: 2, Pitch in mm (P): 16.00, Insulated: Yes, Width: 9.85 mm
Qty.	50 ST	

Cross-connections



The distribution or multiplication of a potential to adjoining terminal blocks is realized via a cross-connection. Additional wiring effort can be easily avoided. Even if the poles are broken out, contact reliability in the terminal blocks is still ensured. Our portfolio offers pluggable and screwable cross-connection systems for modular terminal blocks.

General ordering data

Type	WQS 2/16/5	Version
Order No.	1925070000	W-Series, Short-circuit plug, Cross-connector, Number of poles: 2
GTIN (EAN)	4032248566174	
Qty.	10 ST	

Accessorie



Current and voltage transformer wiring
 Our test disconnect terminal blocks featuring spring and screw connection technology allow you to create all the important converter circuits for measuring current, voltage and power in a safe and sophisticated way.

General ordering data

Type	WEW WTL 35	Version
Order No.	1925040000	W-Series, End bracket
GTIN (EAN)	4032248566143	
Qty.	10 ST	

WTL 35/1STB/WQV

Weidmüller Interface GmbH & Co. KG

Klingenbergstraße 26

D-32758 Detmold

Germany

www.weidmueller.com

Accessories

Protection against contact



Our systems for touch protection ensure greater safety in your cabinet. They provide protection against electric shock caused by accidental contact with live parts due to operation or faults.

General ordering data

Type	ADHB/8 WTL35	Version
Order No.	2334730000	Terminal cover, Transparent, Height: 219 mm, Width: 155 mm,
GTIN (EAN)	4032248644513	Depth: 62 mm
Qty.	25 ST	

Mounting support




We offer a broad portfolio of mounting support for easy handling and supplementation of our products. From various tools to insulating sleeves and various screws, our components are matched to each other down to the last detail and thus facilitate assembly in compliance with the respective standards and protective regulations.

General ordering data

Type	BFEL + BEMU WEW WTL 35	Version
Order No.	1964820000	W-Series, Fastening element
GTIN (EAN)	4032248651467	
Qty.	20 ST	

Slotted screwdriver



Slotted screwdriver with rounded blade SD DIN 5265, ISO 2380/2, output to DIN 5264, ISO 2380/1. ChromTop tip, SoftFinish grip

General ordering data

Type	SDS 1.2X6.5X150	Version
Order No.	9009010000	Screwdriver, Screwdriver
GTIN (EAN)	4032248266869	
Qty.	1 ST	

WTL 35/1STB/WQV

Weidmüller Interface GmbH & Co. KG

Klingenbergstraße 26

D-32758 Detmold

Germany

www.weidmueller.com

Accessories

Blank



WS markers are the perfect match for the W-series connectors. Thanks to their system compatibility, the WS tags can also be used with the I-series and the Z-series. The large marking surfaces do not only permit long character strings but also multi-line text. WS markers are ideal for labels with long, customised character strings. Thanks to the proven MultiCard format, printing with PrintJet CONNECT oder/or Plotter is possible.


- Can be fitted in strips or individually
- Markers in proven MultiCard format

For custom printing: Please send us a file of our labeling software M-Print PRO or M-Print PRO Online (without installation) for your labeling specifications.

General ordering data

Type	WS 12/6 MC NE WS	Version
Order No.	1609900000	WS, Terminal marker, 12 x 6 mm, Pitch in mm (P): 6.00 Weidmueller,
GTIN (EAN)	4008190203467	Allen-Bradley, white
Qty.	600 ST	

Marker holder



The marker holder offer the possibility of additional mounting of standard markers with a pitch of 5 or 5.1 mm. The angled holders can be optionally snapped together and could be mounted in all standard marking channels of the Klippon® Connect modular terminal blocks. Fitting marker types could be found under the respective accessories of the designation marking holder.

General ordering data

Type	BZT 1 WS 10/5	Version
Order No.	1805490000	Accessories, Marker holder
GTIN (EAN)	4032248270231	
Qty.	100 ST	

Type	BZT 1 ZA WS 10/5	Version
Order No.	1805520000	Accessories, Marker holder
GTIN (EAN)	4032248270248	
Qty.	100 ST	

Accessories**WS 12/6****WS/ DEK**

MultiMark terminal markers use an innovative composite material made from two components. The hard base contour of the marker snaps securely into the connector. The elastic surface finish makes the marker easy to mount. This specially punched material enables the strips to be stretched to accommodate the slight variations in spacing that tend to add up, especially with long terminal blocks. Another advantage: the excellent printability of the surface material guarantees durable and wear-resistant labelling. A print resolution of 300 dpi also produces a very legible script.

Your benefits with MultiMark

- Firm hold and durable printing
- Continuous strips save installation time
- Easy mounting thanks to an innovative composite material
- Large label field for optimal legibility
- High flexibility thanks to manufacturer independence

General ordering data

Type	WS 12/6 MM WS	Version
Order No.	2007200000	WS, Terminal marker, 12 x 6 mm, Weidmueller, white
GTIN (EAN)	4050118391886	
Qty.	600 ST	