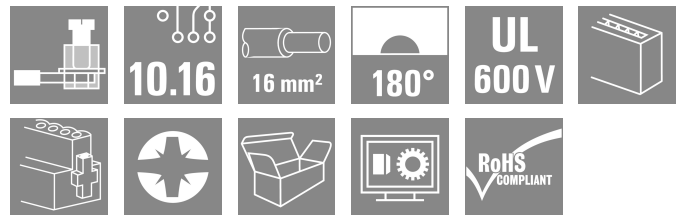


## BUZ 10.16HP/07/180SF AG BK BX

**Weidmüller Interface GmbH & Co. KG**  
 Klingenbergstraße 26  
 D-32758 Detmold  
 Germany

www.weidmueller.com

### Product image



High-performance female header with the proven, 100% maintenance-free Weidmüller steel clamping yoke. Side-by-side mounting without sacrificing any poles or with patented multifunction flange for secure, fast fixing without tools. Maximum connection and operating reliability thanks to a mating profile that prevents incorrect connection, unique coding diversity, protection against incorrect wiring and 4-point silver contact.

### General ordering data

Version	PCB plug-in connector, female plug, 10.16 mm, Number of poles: 7, 180°, Clamping yoke connection, Clamping range, max. : 16 mm <sup>2</sup> , Box
Order No.	<a href="#">1924760000</a>
Type	BUZ 10.16HP/07/180SF AG BK BX
GTIN (EAN)	4032248564910
Qty.	12 items
Product data	IEC: 1000 V / 78.3 A / 0.2 - 16 mm <sup>2</sup> UL: 600 V / 60 A / AWG 22 - AWG 4
Packaging	Box

## BUZ 10.16HP/07/180SF AG BK BX

Weidmüller Interface GmbH & Co. KG  
Klingenbergstraße 26  
D-32758 Detmold  
Germany

www.weidmueller.com

## Technical data

## Approvals

Approvals



ROHS	Conform
UL File Number Search	<a href="#">UL Website</a>
Certificate No. (cURus)	E60693

## Dimensions and weights

Net weight	89.45 g
------------	---------

## Environmental Product Compliance

RoHS Compliance Status	Compliant without exemption
REACH SVHC	No SVHC above 0.1 wt%

## System Parameters

Product family	OMNIMATE Power - series BU/SU 10.16HP	Type of connection	Field connection
Wire connection method	Clamping yoke connection	Pitch in mm (P)	10.16 mm
Pitch in inches (P)	0.400 "	Conductor outlet direction	180°
Number of poles	7	L1 in mm	60.96 mm
L1 in inches	2.400 "	Number of rows	1
Pin series quantity	1	Rated cross-section	16 mm <sup>2</sup>
Touch-safe protection acc. to DIN VDE 57 106	Safe from finger touch	Touch-safe protection acc. to DIN VDE 0470	IP 20
Volume resistance	4.50 mΩ	Can be coded	Yes
Stripping length	12 mm	Tightening torque for screw flange, min.	0.3 Nm
Tightening torque for screw flange, max.	0.4 Nm	Tightening torque, min.	1.2 Nm
Tightening torque, max.	2 Nm	Clamping screw	M 4
Screwdriver blade	1.0 x 5.5	Screwdriver blade standard	DIN 5264, ISO 8764/2-PZ
Plugging cycles	25	Plugging force/pole, max.	15.5 N
Pulling force/pole, max.	14.5 N		

## Material data

Insulating material	PA GF	Colour	black
Colour chart (similar)	RAL 9011	Insulating material group	I
Comparative Tracking Index (CTI)	≥ 600	Moisture Level (MSL)	
UL 94 flammability rating	V-0	Contact material	Cu-alloy
Contact surface	silver-plated	Layer structure of plug contact	≥ 3 μm Ag
Storage temperature, min.	-40 °C	Storage temperature, max.	70 °C
Operating temperature, min.	-50 °C	Operating temperature, max.	130 °C
Temperature range, installation, min.	-25 °C	Temperature range, installation, max.	130 °C

## Conductors suitable for connection

Clamping range, min.	0.2 mm <sup>2</sup>
Clamping range, max.	16 mm <sup>2</sup>
Wire connection cross section AWG, min.	AWG 22
Wire connection cross section AWG, max.	AWG 4

## BUZ 10.16HP/07/180SF AG BK BX

**Weidmüller Interface GmbH & Co. KG**  
 Klingenbergstraße 26  
 D-32758 Detmold  
 Germany

www.weidmueller.com

## Technical data

Solid, min. H05(07) V-U	0.2 mm <sup>2</sup>		
Solid, max. H05(07) V-U	16 mm <sup>2</sup>		
Stranded, min. H07V-R	6 mm <sup>2</sup>		
Stranded, max. H07V-R	16 mm <sup>2</sup>		
Flexible, min. H05(07) V-K	0.5 mm <sup>2</sup>		
Flexible, max. H05(07) V-K	16 mm <sup>2</sup>		
w. plastic collar ferrule, DIN 46228 pt 4, min.	0.25 mm <sup>2</sup>		
w. plastic collar ferrule, DIN 46228 pt 4, max.	16 mm <sup>2</sup>		
w. wire end ferrule, DIN 46228 pt 1, min.	0.25 mm <sup>2</sup>		
w. wire end ferrule, DIN 46228 pt 1, max.	16 mm <sup>2</sup>		
Plug gauge in accordance with EN 60999 a x b; ø	5.3mm (B6)		
Clampable conductor	Cross-section for conductor connection	Type	fine-wired
		nominal	0.5 mm <sup>2</sup>
	wire end ferrule	Stripping length	nominal 14 mm
		Recommended wire-end ferrule	<a href="#">H0.5/18 OR</a>
	Cross-section for conductor connection	Type	fine-wired
		nominal	1 mm <sup>2</sup>
	wire end ferrule	Stripping length	nominal 15 mm
		Recommended wire-end ferrule	<a href="#">H1.0/18 GE</a>
	Cross-section for conductor connection	Type	fine-wired
		nominal	1.5 mm <sup>2</sup>
	wire end ferrule	Stripping length	nominal 15 mm
		Recommended wire-end ferrule	<a href="#">H1.5/18D SW</a>
	Stripping length	nominal 12 mm	
	Recommended wire-end ferrule	<a href="#">H1.5/12</a>	
Cross-section for conductor connection	Type	fine-wired	
	nominal	0.75 mm <sup>2</sup>	
wire end ferrule	Stripping length	nominal 14 mm	
	Recommended wire-end ferrule	<a href="#">H0.75/18 W</a>	
Cross-section for conductor connection	Type	fine-wired	
	nominal	2.5 mm <sup>2</sup>	
wire end ferrule	Stripping length	nominal 14 mm	
	Recommended wire-end ferrule	<a href="#">H2.5/19D BL</a>	
	Stripping length	nominal 12 mm	
	Recommended wire-end ferrule	<a href="#">H2.5/12</a>	
Cross-section for conductor connection	Type	fine-wired	
	nominal	4 mm <sup>2</sup>	
wire end ferrule	Stripping length	nominal 12 mm	
	Recommended wire-end ferrule	<a href="#">H4.0/12</a>	
	Stripping length	nominal 14 mm	
	Recommended wire-end ferrule	<a href="#">H4.0/20D GR</a>	
Cross-section for conductor connection	Type	fine-wired	
	nominal	6 mm <sup>2</sup>	
wire end ferrule	Stripping length	nominal 14 mm	
	Recommended wire-end ferrule	<a href="#">H6.0/20 SW</a>	

**BUZ 10.16HP/07/180SF AG BK BX**

**Weidmüller Interface GmbH & Co. KG**  
 Klingenbergstraße 26  
 D-32758 Detmold  
 Germany

www.weidmueller.com

**Technical data**

		Stripping length	nominal	12 mm
		Recommended wire-end ferrule	<a href="#">H6.0/12</a>	
Cross-section for conductor connection	Type	fine-wired		
	nominal	10 mm <sup>2</sup>		
wire end ferrule	Stripping length	nominal	12 mm	
	Recommended wire-end ferrule	<a href="#">H10.0/12</a>		
	Stripping length	nominal	15 mm	
Cross-section for conductor connection	Type	fine-wired		
	nominal	16 mm <sup>2</sup>		
wire end ferrule	Stripping length	nominal	12 mm	
	Recommended wire-end ferrule	<a href="#">H16.0/12</a>		
	Stripping length	nominal	15 mm	
	Recommended wire-end ferrule	<a href="#">H16.0/22 GN</a>		

Reference text Length of ferrules is to be chosen depending on the product and the rated voltage.

**Rated data acc. to IEC**

tested acc. to standard	IEC 60664-1, IEC 61984	Rated current, min. number of poles (Tu=20°C)	78.3 A
Rated current, max. number of poles (Tu=20°C)	67.9 A	Rated current, min. number of poles (Tu=40°C)	70.6 A
Rated current, max. number of poles (Tu=40°C)	61.3 A	Rated voltage for surge voltage class / pollution degree II/2	1000 V
Rated voltage for surge voltage class / pollution degree III/2	1000 V	Rated voltage for surge voltage class / pollution degree III/3	1000 V
Rated impulse voltage for surge voltage class/ pollution degree II/2	6 kV	Rated impulse voltage for surge voltage class/ pollution degree III/2	8 kV
Rated impulse voltage for surge voltage class/ contamination degree III/3	8 kV	Short-time withstand current resistance	3 x 1s mit 1000 A
Creepage distance, min.	15.1 mm	Clearance, min.	15.1 mm

**Rated data acc. to CSA**

Institute (CSA)	CSA	Certificate No. (CSA)	200039-1842490
Rated voltage (Use group B / CSA)	600 V	Rated voltage (Use group C / CSA)	600 V
Rated voltage (Use group D / CSA)	600 V	Rated current (Use group B / CSA)	60 A
Rated current (Use group C / CSA)	60 A	Rated current (Use group D / CSA)	5 A
Wire cross-section, AWG, min.	AWG 22	Wire cross-section, AWG, max.	AWG 4
Reference to approval values	Specifications are maximum values, details - see approval certificate.		

**Rated data acc. to UL 1059**

Institute (cURus)	CURUS	Certificate No. (cURus)	E60693
Rated voltage (Use group B / UL 1059)	600 V	Rated voltage (Use group C / UL 1059)	600 V
Rated voltage (Use group D / UL 1059)	600 V	Rated current (Use group B / UL 1059)	60 A
Rated current (Use group C / UL 1059)	60 A	Rated current (Use group D / UL 1059)	5 A
Wire cross-section, AWG, min.	AWG 22	Wire cross-section, AWG, max.	AWG 4
Reference to approval values	Specifications are maximum values, details - see approval certificate.		

**BUZ 10.16HP/07/180SF AG BK BX**

**Weidmüller Interface GmbH & Co. KG**  
 Klingenbergstraße 26  
 D-32758 Detmold  
 Germany

www.weidmueller.com

**Technical data**

**Packing**

Packaging	Box	VPE length	352.00 mm
VPE width	142.00 mm	VPE height	50.00 mm

**Type tests**

Test: Durability of markings	Standard	taking pattern from DIN EN 61984 section 7.3.2 / 04.02 DIN EN 60068-2-70 / 07.96	
	Test	mark of origin, type identification, pitch, approval marking cULus, type of material, durability	
	Evaluation	available	
Test: Clampable cross section	Standard	DIN EN 60999-1 section 7 and 9.1 / 12.00, DIN EN 60947-1 section 8.2.4.5.1 / 12.99	
	Conductor type	Type of conductor and conductor cross-section	solid 0.5 mm <sup>2</sup>
		Type of conductor and conductor cross-section	stranded 0.5 mm <sup>2</sup>
		Type of conductor and conductor cross-section	solid 16 mm <sup>2</sup>
		Type of conductor and conductor cross-section	stranded 16 mm <sup>2</sup>
		Type of conductor and conductor cross-section	AWG 22/1
		Type of conductor and conductor cross-section	AWG 22/19
		Type of conductor and conductor cross-section	AWG 6/1
		Type of conductor and conductor cross-section	AWG 6/19
	Evaluation	passed	
Test for damage to and accidental loosening of conductors	Standard	DIN EN 60999-1 section 9.4 / 12.00	
	Requirement	0.2 kg	
	Conductor type	Type of conductor and conductor cross-section	solid 0.2 mm <sup>2</sup>
		Evaluation	passed
	Requirement	0.3 kg	
	Conductor type	Type of conductor and conductor cross-section	stranded 0.5 mm <sup>2</sup>
		Type of conductor and conductor cross-section	AWG 22/1
		Type of conductor and conductor cross-section	AWG 22/19
	Evaluation	passed	
	Requirement	2.9 kg	
Conductor type	Type of conductor and conductor cross-section	solid 16 mm <sup>2</sup>	

**BUZ 10.16HP/07/180SF AG BK BX**

**Weidmüller Interface GmbH & Co. KG**  
 Klingenbergstraße 26  
 D-32758 Detmold  
 Germany

www.weidmueller.com

**Technical data**

		Type of conductor and conductor cross-section	stranded 16 mm <sup>2</sup>
		Type of conductor and conductor cross-section	AWG 6/7
	Evaluation	passed	
	Standard	DIN EN 60999-1 section 9.5 / 12.00	
	Requirement	≥10 N	
	Conductor type	Type of conductor and conductor cross-section	solid 0.2 mm <sup>2</sup>
	Evaluation	passed	
	Requirement	≥15 N	
	Conductor type	Type of conductor and conductor cross-section	AWG 22/1
		Type of conductor and conductor cross-section	AWG 22/19
	Evaluation	passed	
	Requirement	≥20 N	
	Conductor type	Type of conductor and conductor cross-section	H05V-K0.5
	Evaluation	passed	
	Requirement	≥100 N	
	Conductor type	Type of conductor and conductor cross-section	H07V-U16
		Type of conductor and conductor cross-section	H07V-K16
		Type of conductor and conductor cross-section	AWG 6/7
	Evaluation	passed	
Pull-out test			

**Important note**

**IPC conformity** Conformity: The products are developed, manufactured and delivered according international recognized standards and norms and comply with the assured properties in the data sheet resp. fulfill decorative properties in accordance with IPC-A-610 "Class 2". Further claims on the products can be evaluated on request.

- Notes**
- Additional variants on request
  - Rated current related to rated cross-section & min. No. of poles.
  - Wire end ferrule with plastic collar to DIN 46228/4
  - Wire end ferrule without plastic collar to DIN 46228/1
  - P on drawing = pitch
  - Rated data refer only to the component itself. Clearance and creepage distances to other components are to be designed in accordance with the relevant application standards.
  - For all applications with flange we recommend to fix the pin header with the help of the soldering flange or a self-tapping screw on the board.
  - In accordance with IEC 61984, OMNIMATE-connectors are connectors without breaking capacity (COC). During designated use, connectors are not allowed to be engaged or disengaged when live or under load
  - Long term storage of the product with average temperature of 50 °C and maximum humidity 70%, 36 months

**Classifications**

ETIM 8.0	EC002638	ETIM 9.0	EC002638
ETIM 10.0	EC002638	ECLASS 14.0	27-46-02-02

**BUZ 10.16HP/07/180SF AG BK BX**

**Weidmüller Interface GmbH & Co. KG**  
Klingenbergstraße 26  
D-32758 Detmold  
Germany

**Technical data**

[www.weidmueller.com](http://www.weidmueller.com)

---

ECLASS 15.0

27-46-02-02

---


**BUZ 10.16HP/07/180SF AG BK BX**

Weidmüller Interface GmbH & Co. KG  
 Klingenbergstraße 26  
 D-32758 Detmold  
 Germany

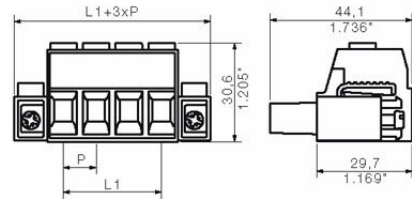
www.weidmueller.com

Drawings

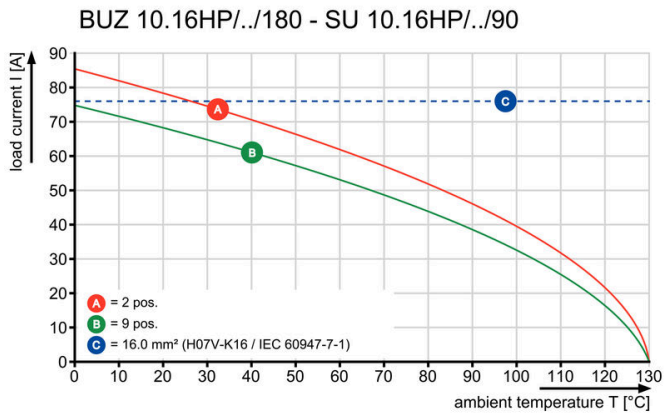
Product image



Dimensional drawing



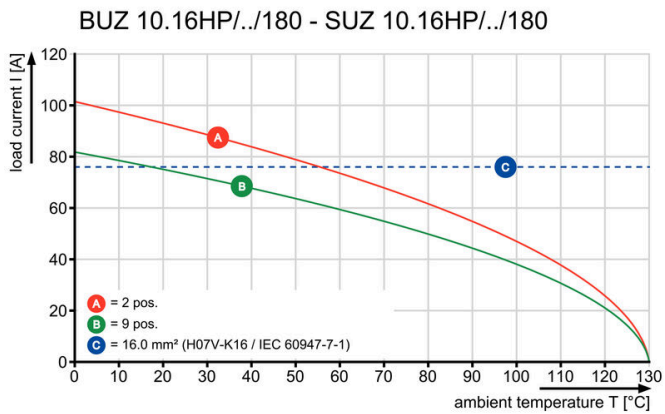
Graph



Graph



Graph



## BUZ 10.16HP/07/180SF AG BK BX

**Weidmüller Interface GmbH & Co. KG**  
 Klingenbergstraße 26  
 D-32758 Detmold  
 Germany

[www.weidmueller.com](http://www.weidmueller.com)

## Accessories

### Coding elements



The pluggable connections for power electronics - optimised for modern drive technologies, e.g. motor starters, frequency converters and servo-controllers. OMNIMATE Power sets the new standard – with increased safety and innovative solutions such as the pluggable shield, integrated signal contacts and one-handed operation.

The three product lines offer you further advantages:

- Application-oriented scalability: from the compact 4 mm<sup>2</sup> connector for 29 A (IEC) or 20 A (UL) up to the sturdy 16 mm<sup>2</sup> connector for 76 A (IEC) or 54 A (UL)
- Unlimited usage up to 1,000 V (IEC) or 600 V (UL)
- A variety of application optimised mounting options

Our service:

Design your individual connectors simply by using the product configurator.

### General ordering data

Type	KO BU/SU10.16HP BK	Version	
Order No.	<a href="#">1824410000</a>	PCB plug-in connector, Accessories, Coding element, black, Number	
GTIN (EAN)	4032248326716	of poles: 1	
Qty.	50 ST		
Type	KO BU/SU10.16HP WT	Version	
Order No.	<a href="#">2592600000</a>	PCB plug-in connector, Accessories, Coding element, Natural, Number	
GTIN (EAN)	4050118717389	of poles: 1	
Qty.	50 ST		

### Slotted screwdriver



Slotted screwdriver with rounded blade SD DIN 5265, ISO 2380/2, output to DIN 5264, ISO 2380/1. ChromTop tip, SoftFinish grip

### General ordering data

Type	SDS 0.8X4.5X125	Version	
Order No.	<a href="#">9009020000</a>	Screwdriver, Screwdriver	
GTIN (EAN)	4032248266883		
Qty.	1 ST		

**BUZ 10.16HP/07/180SF AG BK BX**

**Weidmüller Interface GmbH & Co. KG**  
Klingenbergstraße 26  
D-32758 Detmold  
Germany

[www.weidmueller.com](http://www.weidmueller.com)

**Accessories****Crosshead screwdriver Phillips**

Crosshead screwdriver, Phillips, SDK PH DIN 5262, ISO 8764/2-PH, output to ISO 8764-PH, ChromTop tip, SoftFinish grip

**General ordering data**

Type	SDK PH1	Version	
Order No.	<a href="#">9008480000</a>	Screwdriver, Screwdriver	
GTIN (EAN)	4032248056477		
Qty.	1 ST		

## BUZ 10.16HP/07/180SF AG BK BX

**Weidmüller Interface GmbH & Co. KG**  
Klingenbergstraße 26  
D-32758 Detmold  
Germany

www.weidmueller.com

## Counterpart

### SU 10.16HP/180SF




Single-row, high-current male header, for side-by-side mounting without sacrificing any poles, or with patented flange for fast locking without tools. Maximum connection and operating reliability thanks to a mating profile that prevents incorrect connection, with unique coding diversity, additional fastening and integrable positioning aid. 3.5 mm pin length is optimised for wave soldering, plug-in direction 180° to solder pins.

#### General ordering data

Type	SU 10.16HP/07/180SF 3.5...	Version
Order No.	<a href="#">1850930000</a>	PCB plug-in connector, male header, Screw/clip-on flange, THT solder
GTIN (EAN)	4032248381852	connection, 10.16 mm, Number of poles: 7, 180°, Solder pin length
Qty.	18 ST	(l): 3.5 mm, silver-plated, black, Box

### SU 10.16HP/270SF



Single-row, high-performance male header for side-by-side mounting without sacrificing any poles or with patented flange for fast fixing without tools. Maximum connection and operating reliability thanks to a mating profile that prevents incorrect connection, with unique coding diversity and additional fastening in the flange. 3.5 mm pin length is optimised for wave soldering, plug-in direction 270° to solder pins.

#### General ordering data

Type	SU 10.16HP/07/270SF 3.5...	Version
Order No.	<a href="#">1851170000</a>	PCB plug-in connector, male header, Screw/clip-on flange, THT solder
GTIN (EAN)	4032248382132	connection, 10.16 mm, Number of poles: 7, 270°, Solder pin length
Qty.	18 ST	(l): 3.5 mm, silver-plated, black, Box

### SU 10.16HP/90SF



Single-row, high-current male header, for side-by-side mounting without sacrificing any poles, or with patented flange for fast locking without tools. Maximum connection and operating reliability thanks to a mating profile that prevents incorrect connection, with unique coding diversity and additional fastening in the flange. 3.5 mm pin length is optimised for wave soldering, plug-in direction 90° to solder pins.

#### General ordering data

Type	SU 10.16HP/07/90SF 3.5A...	Version
Order No.	<a href="#">1851090000</a>	PCB plug-in connector, male header, Screw/clip-on flange, THT solder
GTIN (EAN)	4032248382057	connection, 10.16 mm, Number of poles: 7, 90°, Solder pin length (l):
Qty.	18 ST	3.5 mm, silver-plated, black, Box