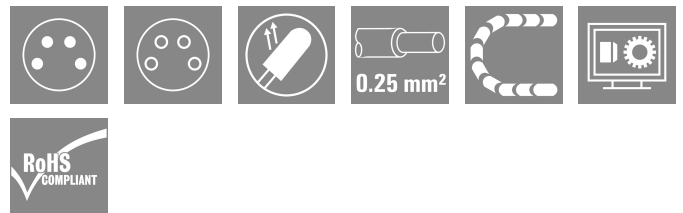


## SAIL-M8GM8W-4L5.0U

**Weidmüller Interface GmbH & Co. KG**  
 Klingenbergstraße 26  
 D-32758 Detmold  
 Germany

[www.weidmueller.com](http://www.weidmueller.com)



Sensor/actuator cables are used for wiring sensors and actuators and for transmitting data or power in various applications. The moulded cable offers connected and tested connection of the plug-in connector to the cable ex-works. The cables may be exposed to a wide range of conditions, such as humidity, dust, heat, cold, shock or vibration.

Our developers have focused specifically on this issue and designed a host of different M8 and M12 sensor-actuator cables so you are bound to find the solution you need for your application.

Is there something you have not managed to find or you feel needs explanation? Talk to us!

### General ordering data

Version	Sensor/actuator line, Connecting line, M8 / M8, Number of poles : 4, 5 m, pin, straight - socket, 90&deg;, Shielded: No, LED: Yes, Sheath material: PUR, Halogen: No
Order No.	<a href="#">1906450500</a>
Type	SAIL-M8GM8W-4L5.0U
GTIN (EAN)	4032248529698
Qty.	1 items

## SAIL-M8GM8W-4L5.0U

Weidmüller Interface GmbH & Co. KG  
Klingenbergstraße 26  
D-32758 Detmold  
Germany

www.weidmueller.com

## Technical data

## Approvals

Approvals



ROHS Conform

UL File Number Search [UL Website](#)

Certificate no. (cULus) E307231

## Dimensions and weights

Net weight 136.4 g

## Environmental Product Compliance

RoHS Compliance Status Compliant with exemption

RoHS Exemption (if applicable/known) 6c, 7cl

REACH SVHC Lead 7439-92-1

SCIP 1c533b66-fcff-4da5-b89f-fd55fbf5cb55

## Technical specifications for cable

Cable length	5 m	Sheathing colour	black
Resistance to oils	in accordance with IEC 60811:404	Suitable for cable carriers	Yes
Core cross-section	0.25 mm <sup>2</sup>	Shielded	No
Halogen	No	Insulation	PP
Acceleration	5 m/s <sup>2</sup>	Bending radius, min., moving	10 x cable diameter
Bending radius, min., stationary	5 x cable diameter	Bending cycles	12 Mio
Resistance to spread of flame	In accordance with UL1581 UL / CUL FT2, in accordance with IEC 60332-2-2	Speed	5 m/s
Sheath material	PUR	Configurable cable length	No
LABS-free	Yes	Hydrolysis and microbe resistant	Yes
Outer cladding in accordance with UL AWM style	20549 (80 °C / 300 V)	Core in accordance with UL AWM style	10493 (80 °C / 300 V)
Irradiation crosslinked	No	Welding spark resistance	No
Colour coding	brown, white, blue, black	Torsion resistance	360 °/m
Temperature range, stationary	-40...80 °C	Resistant to welding beads	No
Bending cycles at torsion	> 5 Mio.	Temperature range, moving	-25...80 °C
Length of torsion	1 m	Number of poles	4
Outside diameter	4.4 mm ± 0.2 mm		

## General technical data

Coding	A-coded	Connection thread	M8 / M8
Contact surface	Gold-plated	LED	Yes
Version	pin, straight - socket, 90&deg;	Housing main material	PUR
Insulation resistance	108 Ω	Nominal voltage	24 V
Nominal current	4 A	Protection degree	IP67, IP68, when screwed in, IP65, IP66
Plugging cycles	≥ 100	Pollution severity	3
jumpered	No	Threaded ring material	Brass, nickel-plated
Temperature range of housing	-25...+85 °C	Tightening torque	M8: 0.5 - 0.6 Nm

**SAIL-M8GM8W-4L5.0U**

**Weidmüller Interface GmbH & Co. KG**  
 Klingenbergstraße 26  
 D-32758 Detmold  
 Germany

www.weidmueller.com

**Technical data**

**Electrical properties**

Insulation resistance	108 Ω	Nominal voltage	24 V
-----------------------	-------	-----------------	------

**General standards**

Connector standard	IEC 61076-2-104	Certificate no. (cULus)	E307231
--------------------	-----------------	-------------------------	---------

**Standards**

Connector standard	IEC 61076-2-104
--------------------	-----------------

**Plug, left**

Plug left	M8, IP69, male contact, straight, Plastic, unshielded
-----------	---

**Plug, right**

Plug right	M8, IP69, female contact, angled 90°, Plastic, LED, unshielded
------------	--

**Classifications**

ETIM 8.0	EC001855	ETIM 9.0	EC001855
ETIM 10.0	EC001855	ECLASS 14.0	27-06-03-11
ECLASS 15.0	27-06-03-11		

SAIL-M8GM8W-4L5.0U

Weidmüller Interface GmbH & Co. KG  
Klingenbergstraße 26  
D-32758 Detmold  
Germany

www.weidmueller.com

Drawings

Dimensioned drawing



Male, straight

Dimensioned drawing



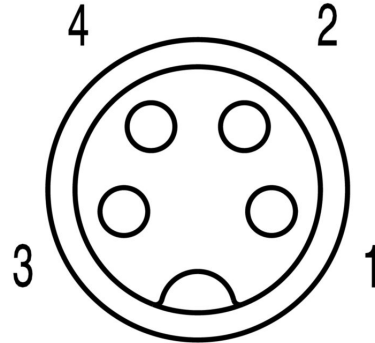
Angled socket

Pole scheme



Male

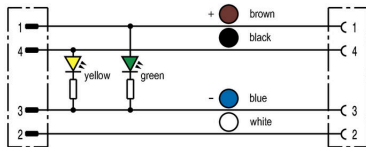
Pole scheme



Socket

# Drawings

## Wiring diagram



## The ideal tool: Screwty® with torque function



Light, securely screwed-in round plug-in connectors. Screwty set DM / VPE: 1 / Order No.: 1920000000 Adapters: M12, M12 F, M8, M8 F