Data sheet

SAIL-M12GM8W-4L3.0U

Weidmüller Interface GmbH & Co. KG
Klingenbergstraße 26
D-32758 Detmold
Germany

www.weidmueller.com





Sensor/actuator cables are used for wiring sensors and actuators and for transmitting data or power in various applications. The moulded cable offers connected and tested connection of the plug-in connector to the cable ex-works. The cables may be exposed to a wide range of conditions, such as humidity, dust, heat, cold, shock or vibration.
Our developers have focused specifically on this issue and designed a host of different M8 and M12 sensor-actuator cables so you are bound to find the solution you need for your application.
Is there something you have not managed to find or you feel needs explanation? Talk to us!

General ordering data

Version	Sensor/actuator line, Connecting line, M12 / M8, Number of poles : 4, 3 m, pin, straight - socket, 90°, Shielded: No, LED: Yes, Sheath material: PUR, Halogen: No
Order No.	1906430300
Type	SAIL-M12GM8W-4L3.0U
GTIN (EAN)	4032248529568
Qty.	1 items

Data sheet

SAIL-M12GM8W-4L3.0U

Weidmüller Interface GmbH & Co. KG
Klingenbergstraße 26
D-32758 Detmold
Germany

www.weidmueller.com

Technical data

Approvals

Approvals	
ROHS	Conform

Dimensions and weights

Net weight	88 g

Environmental Product Compliance

RoHS Compliance Status	Compliant with exemption
RoHS Exemption (if applicable/known)	6c, 7cI
REACH SVHC	Lead 7439-92-1
SCIP	1c533b66-fcff-4da5-b89f-fd55fbf5cb55

Technical specifications for cable

Cable length	3 m	Sheathing colour	black
Resistance to oils	in accordance with IEC 60811:404	Suitable for cable carriers	Yes
Core cross-section	0.25 mm²	Number of wires	4
Shielded	No	Halogen	No
Insulation	PP	Acceleration	5 m/s²
Bending radius, min., moving	10 x cable diameter	Bending radius, min., stationary	5 x cable diameter
Bending cycles	12 Mio	Resistance to spread of flame	In accordance with UL1581 UL / CUL FT2, in accordance with IEC 60332-2-2
Speed	3.33 m/s	Sheath material	PUR
Cable length configurable	No	LABS-free	Yes
Hydrolysis and microbe resistant	Yes	Outer cladding in accordance with UL AWM style	20549 (80 °C / 300 V)
Core in accordance with UL AWM style	10493 (80 °C / 300 V)	Type is hybrid cable	No
Irradiation crosslinked	No	Welding spark resistance	No
Colour coding	brown, white, blue, black	Torsion resistance	180 °/m
Temperature range, stationary	-50...80 °C	Resistant to welding beads	No
Bending cycles at torsion	> 5 Mio.	Temperature range, moving	-25...80 °C
Torsional length	1 m	Number of poles	4
Outside diameter	3.9 mm ± 0.15 mm		

General technical data

Coding	M12 = A-coded / M8 = none	Connection thread	M12 / M8
Contact surface	Gold-plated	LED	Yes
Version	pin, straight - socket, 90°	Housing main material	PUR
Insulation resistance	108 Ω	Contact material	CuZn35PB2
Nominal voltage	24 V	Nominal current	4 A
AF size	12 mm	Protection degree	IP65, IP66, IP67, IP68, when screwed in
Plugging cycles	≥ 100	Pollution severity	3
Threaded ring material	Diecast zinc, Brass, nickel-plated	Temperature range of housing	-25...+85 °C

SAIL-M12GM8W-4L3.0U

Weidmüller Interface GmbH & Co. KG
Klingenbergstraße 26
D-32758 Detmold
Germany

www.weidmueller.com

Technical data

Tightening torque	M8: 0.5 - 0.6 Nm, M12: 0.8 - 1.2 Nm		

Electrical properties

Insulation resistance	108 Ω	Nominal voltage	24 V

General standards

Connector standard	IEC 61076-2-101, IEC 61076-2-104

Standards

Connector standard	IEC 61076-2-101, IEC 61076-2-104

Plug, left

Plug left	M12, A-coded, Number of poles: 4, male contact, straight, plug, unshielded

Plug, right

Plug right	M8, Number of poles: 4, female contact, angled 0°, plug, LED yellow and green, unshielded

Classifications

ETIM 8.0	EC001855	ETIM 9.0	EC001855
ETIM 10.0	EC001855	ECLASS 14.0	27-06-03-11
ECLASS 15.0	27-06-03-11		

SAIL-M12GM8W-4L3.0U

Weidmüller Interface GmbH & Co. KG
Klingenbergstraße 26
D-32758 Detmold
Germany

www.weidmueller.com

Drawings

Dimensioned drawing

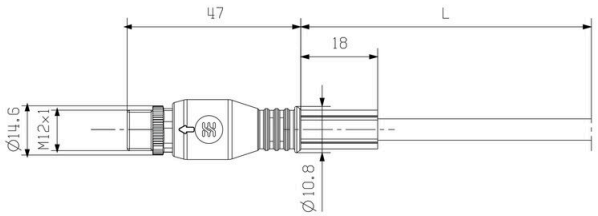

Male, straight

Dimensioned drawing

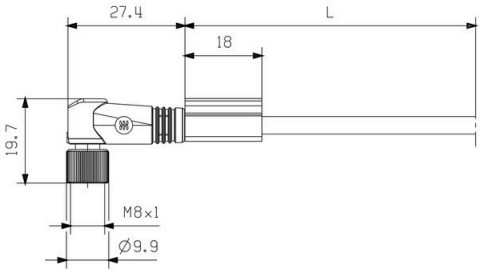

Angled socket

Pole scheme

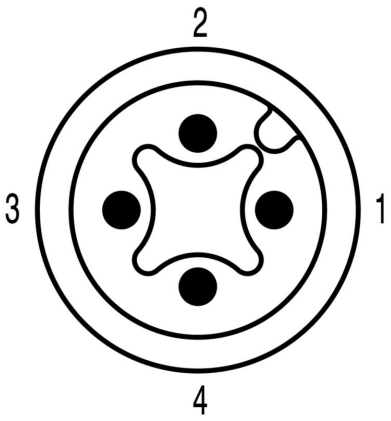

Male

Pole scheme

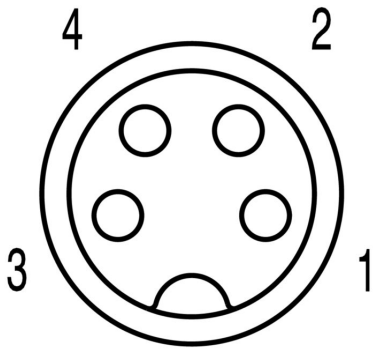

Socket

SAIL-M12GM8W-4L3.0U

Weidmüller Interface GmbH & Co. KG
Klingenbergstraße 26
D-32758 Detmold
Germany

www.weidmueller.com

Drawings

Wiring diagram

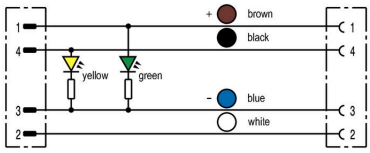

The ideal tool: Screwty ® with torque function

Light, securely screwed-in round plug-in connectors. Screwty set DM / VPE: 1 / Order No.: 1920000000 Adapters: M12, M12 F, M8, M8 F