

## SAIL-M12GM12W-4-2L0.3U

**Weidmüller Interface GmbH & Co. KG**

Klingenbergstraße 26

D-32758 Detmold

Germany

[www.weidmueller.com](http://www.weidmueller.com)



Sensor/actuator cables are used for wiring sensors and actuators and for transmitting data or power in various applications. The moulded cable offers connected and tested connection of the plug-in connector to the cable ex-works. The cables may be exposed to a wide range of conditions, such as humidity, dust, heat, cold, shock or vibration.

Our developers have focused specifically on this issue and designed a host of different M8 and M12 sensor-actuator cables so you are bound to find the solution you need for your application.

Is there something you have not managed to find or you feel needs explanation? Talk to us!

### General ordering data

Version	Sensor/actuator line, Connecting line, M12 / M12, Number of poles : 4, 0.3 m, Shielded: No, LED: Yes, Sheath material: PUR, Halogen: No
Order No.	<a href="#">1906410030</a>
Type	SAIL-M12GM12W-4-2L0.3U
GTIN (EAN)	4050118450668
Qty.	1 items

## SAIL-M12GM12W-4-2L0.3U

**Weidmüller Interface GmbH & Co. KG**  
 Klingenbergstraße 26  
 D-32758 Detmold  
 Germany

www.weidmueller.com

## Technical data

### Approvals

Approvals



ROHS	Conform
UL File Number Search	<a href="#">UL Website</a>
Certificate No. (UL)	E307231

### Dimensions and weights

Net weight	31.68 g
------------	---------

### Environmental Product Compliance

RoHS Compliance Status	Compliant with exemption
RoHS Exemption (if applicable/known)	6c, 7cl
REACH SVHC	Lead 7439-92-1
SCIP	1c533b66-fcff-4da5-b89f-fd55fbf5cb55

### Technical specifications for cable

Cable length	0.3 m	Sheathing colour	black (similar to RAL 9005)
Resistance to oils	Yes	Suitable for cable carriers	Yes
Core cross-section	0.34 mm <sup>2</sup>	Number of wires	4
Shielded	No	Halogen	No
Insulation	PP	Acceleration	5 m/s <sup>2</sup>
Bending radius, min., moving	10 x cable diameter	Bending radius, min., stationary	5 x cable diameter
Bending cycles	12 Mio	Resistance to spread of flame	In accordance with UL1581 UL / CUL FT2, in accordance with IEC 60332-2-2
Speed	3.33 m/s	Sheath material	PUR
Configurable cable length	No	LABS-free	Yes
Hydrolysis and microbe resistant	Yes	Outer cladding in accordance with UL AWM style	20549 (80 °C / 300 V)
Core in accordance with UL AWM style	10493 (80 °C / 300 V)	Irradiation crosslinked	No
Welding spark resistance	No	Colour coding	brown, white, blue, black
Torsion resistance	180 °/m	Temperature range, stationary	-50...80 °C
Resistant to welding beads	No	Bending cycles at torsion	> 5 Mio.
Temperature range, moving	-25...60 °C	Length of torsion	1 m
Number of poles	4	Outside diameter	4.1 mm + 0.15 mm

### General technical data

Coding	A-coded	Connection thread	M12 / M12
Contact surface	Gold-plated	LED	Yes
Housing main material	PUR	Insulation resistance	108 Ω
Nominal voltage	24 V	Nominal current	4 A
Protection degree	IP67, IP68, when screwed in, IP65, IP66	Plugging cycles	≥ 100
Pollution severity	3	jumpered	No
Threaded ring material	Diecast zinc	Temperature range of housing	-25...+85 °C
Tightening torque	M12: 0.8 - 1.2 Nm		

**SAIL-M12GM12W-4-2L0.3U**

**Weidmüller Interface GmbH & Co. KG**  
 Klingenbergstraße 26  
 D-32758 Detmold  
 Germany

www.weidmueller.com

**Technical data**

**Electrical properties**

Insulation resistance	108 Ω	Nominal voltage	24 V
-----------------------	-------	-----------------	------

**General standards**

Connector standard	IEC 61076-2-101	Certificate No. (UL)	E307231
--------------------	-----------------	----------------------	---------

**Standards**

Connector standard	IEC 61076-2-101
--------------------	-----------------

**Plug, left**

Plug left	M12, A-coded, IP69, male contact, straight, Plastic, unshielded
-----------	---

**Plug, right**

Plug right	M12, A-coded, IP69, female contact, angled 90°, Plastic, LED, unshielded
------------	--

**Classifications**

ETIM 8.0	EC001855	ETIM 9.0	EC001855
ETIM 10.0	EC001855	ECLASS 14.0	27-06-03-11
ECLASS 15.0	27-06-03-11		

**SAIL-M12GM12W-4-2L0.3U**

**Weidmüller Interface GmbH & Co. KG**  
 Klingenbergstraße 26  
 D-32758 Detmold  
 Germany

www.weidmueller.com

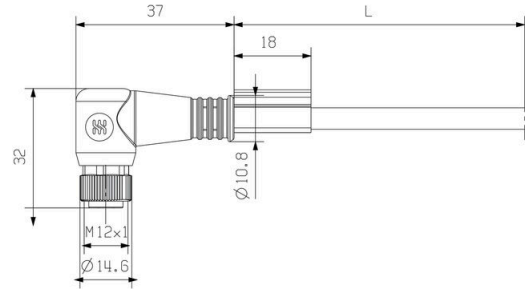
**Drawings**

**Dimensioned drawing**



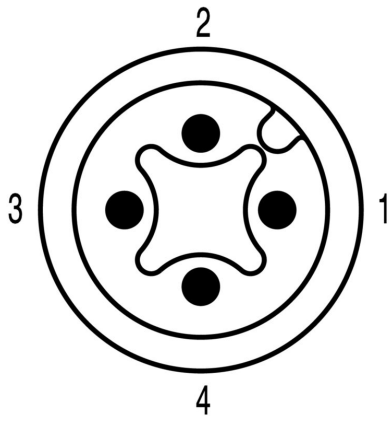
Male, straight

**Dimensioned drawing**



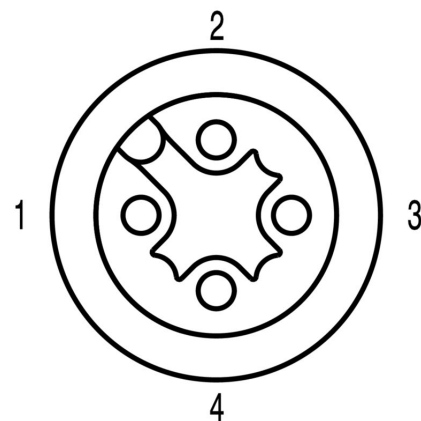
Angled socket

**Pole scheme**



Male

**Pole scheme**



Socket

## SAIL-M12GM12W-4-2L0.3U

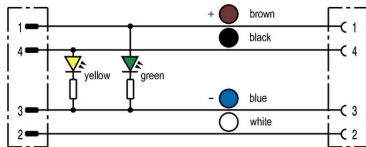
**Weidmüller Interface GmbH & Co. KG**  
Klingenbergstraße 26  
D-32758 Detmold  
Germany

# Drawings

[www.weidmueller.com](http://www.weidmueller.com)

### Wiring diagram

### The ideal tool: Screwty® with torque function



Light, securely screwed-in round plug-in connectors. Screwty set DM / VPE: 1 / Order No.: 1920000000 Adapters: M12, M12 F, M8, M8 F