

SAIL-M12GM12G-4-15U**Weidmüller Interface GmbH & Co. KG**

Klingenbergstraße 26

D-32758 Detmold

Germany

www.weidmueller.com

Sensor/actuator cables are used for wiring sensors and actuators and for transmitting data or power in various applications. The moulded cable offers connected and tested connection of the plug-in connector to the cable ex-works. The cables may be exposed to a wide range of conditions, such as humidity, dust, heat, cold, shock or vibration.

Our developers have focused specifically on this issue and designed a host of different M8 and M12 sensor-actuator cables so you are bound to find the solution you need for your application.

Is there something you have not managed to find or you feel needs explanation? Talk to us!

General ordering data

Version	Sensor/actuator line, Connecting line, M12 / M12, Number of poles : 4, 15 m, pin, straight - socket, straight, Shielded: No, LED: No, Sheath material: PUR, Halogen: No
Order No.	1906301500
Type	SAIL-M12GM12G-4-15U
GTIN (EAN)	4050118177893
Qty.	1 items

SAIL-M12GM12G-4-15U

Weidmüller Interface GmbH & Co. KG

Klingenbergstraße 26

D-32758 Detmold

Germany

www.weidmueller.com

Technical data

Approvals

Approvals



ROHS Conform

UL File Number Search [UL Website](#)

Certificate no. (cULus) E307231

Dimensions and weights

Net weight 417.12 g

Environmental Product Compliance

RoHS Compliance Status Compliant with exemption

RoHS Exemption (if applicable/known) 6c

REACH SVHC Lead 7439-92-1

SCIP 1c533b66-fcff-4da5-b89f-fd55fbf5cb55

Technical specifications for cable

Cable length	15 m	Sheathing colour	black (similar to RAL 9005)
Resistance to oils	Yes	Suitable for cable carriers	Yes
Core cross-section	0.34 mm ²	Number of wires	4
Shielded	No	Halogen	No
Insulation	PP	Acceleration	5 m/s ²
Bending radius, min., moving	10 x cable diameter	Bending radius, min., stationary	5 x cable diameter
Bending cycles	12 Mio	Resistance to spread of flame	In accordance with UL1581 UL / CUL FT2, in accordance with IEC 60332-2-2
Speed	3.33 m/s	Sheath material	PUR
Configurable cable length	Yes	LABS-free	Yes
Hydrolysis and microbe resistant	Yes	Outer cladding in accordance with UL AWM style	20549 (80 °C / 300 V)
Core in accordance with UL AWM style	10493 (80 °C / 300 V)	Irradiation crosslinked	No
Welding spark resistance	No	Colour coding	brown, white, blue, black
Torsion resistance	180 °/m	Temperature range, stationary	-50...80 °C
Resistant to welding beads	No	Bending cycles at torsion	> 5 Mio.
Temperature range, moving	-25...+60 °C	Length of torsion	1 m
Number of poles	4	Outside diameter	4.1 mm + 0.15 mm

General technical data

Coding	A-coded	Connection thread	M12 / M12
Contact surface	Gold-plated	LED	No
Version	pin, straight - socket, straight	Housing main material	PUR
Insulation resistance	108 Ω	Nominal voltage	250 V
Nominal current	4 A	Protection degree	IP65, IP66, IP67, IP68, when screwed in, IP69
Plugging cycles	≥ 100	Pollution severity	3
jumpered	No	Threaded ring material	Diecast zinc
Temperature range of housing	-25...+85 °C	Shock and vibration proof according to	Section B
Tightening torque	M12: 0.8 - 1.2 Nm		

SAIL-M12GM12G-4-15U**Weidmüller Interface GmbH & Co. KG**

Klingenbergstraße 26

D-32758 Detmold

Germany

www.weidmueller.com**Technical data****Electrical properties**

Insulation resistance	108 Ω	Nominal voltage	250 V
-----------------------	-------	-----------------	-------

General standards

Connector standard	IEC 61076-2-101	Certificate no. (cULus)	E307231
--------------------	-----------------	-------------------------	---------

Standards

Connector standard	IEC 61076-2-101	Shock and vibration proof according to	Section B
--------------------	-----------------	--	-----------

Plug, left

Plug left	M12, A-coded, IP69, male contact, straight, Plastic, unshielded
-----------	---

Plug, right

Plug right	M12, A-coded, IP69, female contact, straight, Plastic, unshielded
------------	---

Classifications

ETIM 8.0	EC001855	ETIM 9.0	EC001855
ETIM 10.0	EC001855	ECLASS 14.0	27-06-03-11
ECLASS 15.0	27-06-03-11		

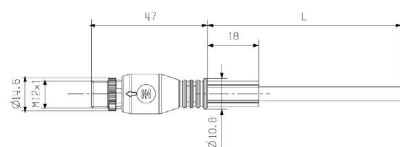
SAIL-M12GM12G-4-15U

Weidmüller Interface GmbH & Co. KG
Klingenbergstraße 26
D-32758 Detmold
Germany

www.weidmueller.com

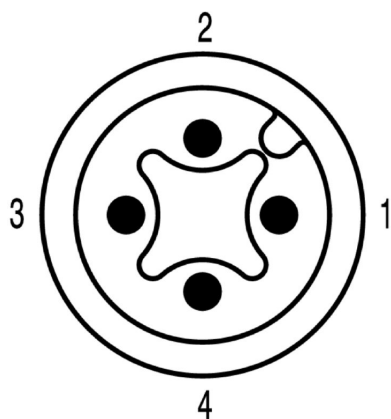
Drawings

Dimensioned drawing



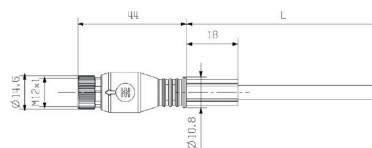
Male, straight

Pole scheme



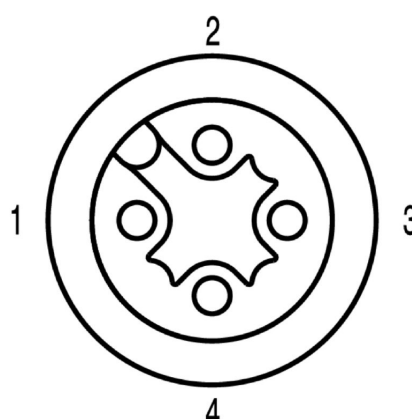
Male

Dimensioned drawing



Straight socket

Pole scheme

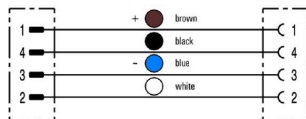


Socket

SAIL-M12GM12G-4-15U

Drawings

Wiring diagram



The ideal tool: Screwty® with torque function

Light, securely screwed-in round plug-in connectors. Screwty set DM / VPE: 1 / Order No.: 1920000000 Adapters: M12, M12 F, M8, M8 F