

SAIL-M12BW-8-40U

Weidmüller Interface GmbH & Co. KG

Klingenbergstraße 26

D-32758 Detmold

Germany

www.weidmueller.com



Sensor/actuator cables are used for wiring sensors and actuators and for transmitting data or power in various applications. The moulded cable offers connected and tested connection of the plug-in connector to the cable ex-works. The cables may be exposed to a wide range of conditions, such as humidity, dust, heat, cold, shock or vibration.

Our developers have focused specifically on this issue and designed a host of different M8 and M12 sensor-actuator cables so you are bound to find the solution you need for your application.

Is there something you have not managed to find or you feel needs explanation? Talk to us!

General ordering data

Version	Sensor/actuator line, One end without connector, M12, Number of poles : 8, 40 m, Socket, angled, Shielded: No, LED: No, Sheath material: PUR, Halogen: No
Order No.	1883464000
Type	SAIL-M12BW-8-40U
GTIN (EAN)	4050118515879
Qty.	1 items

SAIL-M12BW-8-40U

Weidmüller Interface GmbH & Co. KG

Klingenbergstraße 26

D-32758 Detmold

Germany

www.weidmueller.com

Technical data

Approvals

Approvals



ROHS Conform

UL File Number Search [UL Website](#)

Certificate no. (cULus) E307231

Dimensions and weights

Net weight 1760 g

Environmental Product Compliance

RoHS Compliance Status Compliant

REACH SVHC Lead 7439-92-1

SCIP e8d8af70-4c85-4483-bc8c-9bc5b598e2a9

Technical specifications for cable

Cable length	40 m	Sheathing colour	black
Suitable for cable carriers	Yes	Core cross-section	0.25 mm ²
Shielded	No	Halogen	No
Insulation	PP	Acceleration	5 m/s ²
Bending radius, min., moving	10 x cable diameter	Bending radius, min., stationary	5 x cable diameter
Bending cycles	1 mill.	Speed	5 m/s
Sheath material	PUR	Configurable cable length	No
Outer cladding in accordance with UL AWM style	20549 (80 °C / 300 V)	Core in accordance with UL AWM style	10493 (80 °C / 300 V)
Irradiation crosslinked	No	Welding spark resistance	No
Colour coding	blue, red, white, brown, green, yellow, grey, pink	Torsion resistance	180 °/m
Temperature range, stationary	-40...80 °C	Resistant to welding beads	No
Temperature range, moving	-25...80 °C	Number of poles	8
Outside diameter	5.9 mm ± 0.2 mm		

General technical data

Coding	A-coded	Connection thread	M12
Contact surface	Gold-plated	LED	No
Version	Socket, angled	Housing main material	PUR
Insulation resistance	108 Ω	Nominal voltage	30 V
Nominal current	2 A	AF size	13 mm
Protection degree	IP67, when screwed in, IP65, IP66	Plugging cycles	≥ 100
Pollution severity	3	jumpered	No
Threaded ring material	Brass, nickel-plated	Temperature range of housing	-40 ... +85 °C
Tightening torque	M12: 1.0 Nm		

Electrical properties

Insulation resistance	108 Ω	Nominal voltage	30 V
Rated current	2 A (8-pole) / 1.5 A (12-pole)		

SAIL-M12BW-8-40U

Weidmüller Interface GmbH & Co. KG
 Klingenbergstraße 26
 D-32758 Detmold
 Germany

www.weidmueller.com

Technical data

General standards

Certificate no. (cULus)	E307231
-------------------------	---------

Plug, left

Plug left	M12, A-coded, IP67, female contact, angled 90°, Plastic, unshielded
-----------	---

Plug, right

Plug right	free conductor end
------------	--------------------

Classifications

ETIM 8.0	EC001855	ETIM 9.0	EC001855
ETIM 10.0	EC001855	ECLASS 14.0	27-06-03-11
ECLASS 15.0	27-06-03-11		

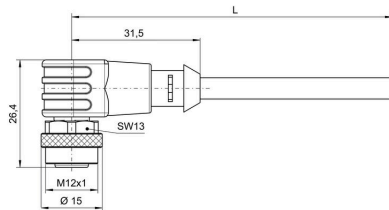
SAIL-M12BW-8-40U

Weidmüller Interface GmbH & Co. KG
 Klingenbergstraße 26
 D-32758 Detmold
 Germany

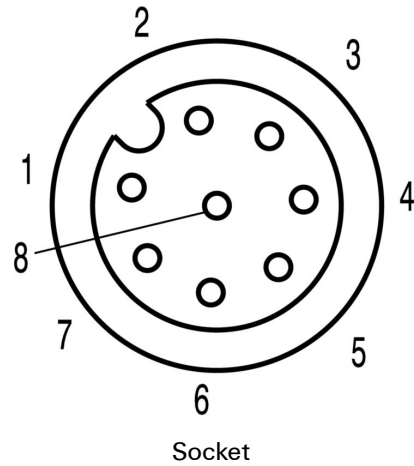
Drawings

www.weidmueller.com

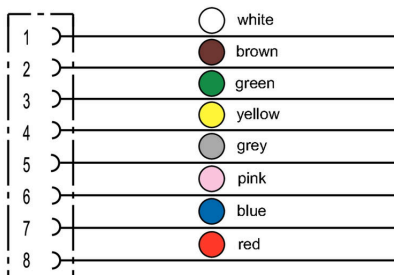
Dimensioned drawing



Pole scheme



Wiring diagram



The ideal tool: Screwty® with torque function

Light, securely screwed-in round plug-in connectors. Screwty set DM / VPE: 1 / Order No.: 1920000000 Adapters: M12, M12 F, M8, M8 F

