Data sheet

SAIL-M12GM12G-PB-7.0D

Weidmüller Interface GmbH & Co. KG
Klingenbergstraße 26
D-32758 Detmold
Germany

www.weidmueller.com



The most reliable way of achieving connections between two I/O slaves or between the control and one I/O subscriber is by way of pre-assembled cables. The line of cables covers PROFIBUS, CANopen, DeviceNetTM, EtherCAT and Ethernet.

General ordering data

Version	Bus line, Connecting line, M12 / M12, Number of poles: 2, 7 m, pin, straight - socket, straight, Shielded: Yes, LED: No, Sheath material: PUR, Halogen: No
Order No.	1873310700
Type	SAIL-M12GM12G-PB-7.0D
GTIN (EAN)	4032248866281
Qty.	1 items
Delivery status	Discontinued
Last order date	2026-04-30T00:00:00+02:00

Data sheet

SAIL-M12GM12G-PB-7.0D

Weidmüller Interface GmbH & Co. KG
Klingenbergstraße 26
D-32758 Detmold
Germany

www.weidmueller.com

Technical data

Approvals

Approvals	
ROHS	Conform
UL File Number Search	UL Website
Certificate no. (cULus)	E307231

Dimensions and weights

Net weight	551 g

Environmental Product Compliance

RoHS Compliance Status	Compliant with exemption
RoHS Exemption (if applicable/known)	6c
REACH SVHC	Lead 7439-92-1
SCIP	1c533b66-fcff-4da5-b89f-fd55fbf5cb55

Technical specifications for cable

Cable length	7 m	Sheathing colour	violet
Suitable for cable carriers	Yes	Shielded	Yes
Halogen	No	Insulation	TPE
Acceleration	5 m/s²	Bending radius, min., moving	12 x cable diameter
Bending radius, min., stationary	7.5 x cable diameter	Bending cycles	2 Mio
Wire cross section (Print/Online)	PUR 0.25 mm² / PVC 0.34 mm²	Speed	3 m/s
Sheath material	PUR	Cable length configurable	No
Outer cladding in accordance with UL AWM style	20236 (80 °C / 30 V)	Type is hybrid cable	No
Irradiation crosslinked	No	Welding spark resistance	No
Core cross-section AWG	AWG 24	Colour coding	red, green
Temperature range, stationary	-40...70 °C	Resistant to welding beads	No
Temperature range, moving	-20...60 °C	Number of poles	2
Outside diameter	7.8 mm ± 0.2 mm		

General technical data

Coding	B-coded	Connection thread	M12 / M12
Contact surface	Gold-plated	LED	No
Version	pin, straight - socket, straight	Housing main material	PUR
Insulation resistance	108 Ω	Contact material	Ni/Au
Nominal voltage	250 V	Nominal current	4 A
Protection degree	IP67	Plugging cycles	≥ 100
Pollution severity	3	jumpered	No
Threaded ring material	Brass, nickel-plated	Temperature range of housing	-25...+80 °C
Tightening torque	M12: 0.8 - 1.2 Nm		

Electrical properties

Insulation resistance	108 Ω	Nominal voltage	250 V

SAIL-M12GM12G-PB-7.0D

Weidmüller Interface GmbH & Co. KG
Klingenbergstraße 26
D-32758 Detmold
Germany

www.weidmueller.com

Technical data

General standards

Certificate no. (cULus)	E307231

Plug, left

Plug left	M12, B-coded, IP67, male contact, straight, Plastic, shielded

Plug, right

Plug right	M12, B-coded, IP67, female contact, straight, Plastic, shielded

Classifications

ETIM 8.0	EC002599	ETIM 9.0	EC002599
ETIM 10.0	EC002599	ECLASS 14.0	27-06-03-08
ECLASS 15.0	27-06-03-07		

SAIL-M12GM12G-PB-7.0D

Weidmüller Interface GmbH & Co. KG
Klingenbergstraße 26
D-32758 Detmold
Germany

www.weidmueller.com

Drawings

Dimensioned drawing

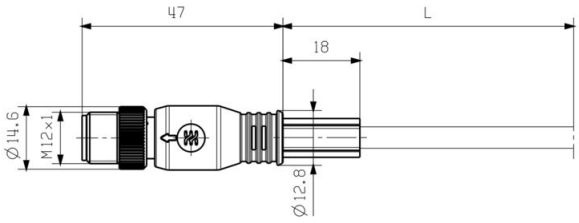

Male, straight

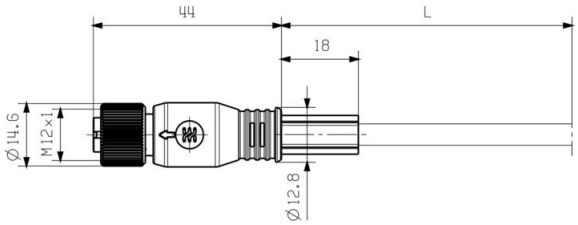

Straight socket

Pole scheme



Pin

Pole scheme

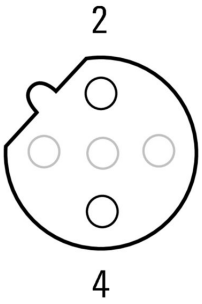

Socket

SAIL-M12GM12G-PB-7.0D

Weidmüller Interface GmbH & Co. KG
Klingenbergstraße 26
D-32758 Detmold
Germany

www.weidmueller.com

Drawings

Wiring diagram

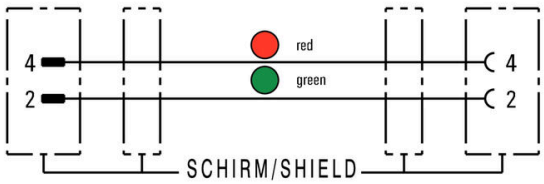

The ideal tool: Screwty ® with torque function



Light, securely screwed-in round plug-in connectors. Screwty set DM / VPE: 1 / Order No.: 1920000000 Adapters: M12, M12 F, M8, M8 F