

**WPE 50N****Weidmüller Interface GmbH & Co. KG**

Klingenbergstraße 26

D-32758 Detmold

Germany

[www.weidmueller.com](http://www.weidmueller.com)**Product image**

More and more components need to be housed within a confined space, in switchgear and panels. As part of the power feed-in, connecting conductors is becoming increasingly challenging, especially for large cross-sections. Our comprehensive range of connection solutions also enables convenient wiring in challenging space conditions. The compact design and the combination of many practical handling benefits make the supply of power to switchgear and panels simple, efficient, and space-saving.

**General ordering data**

Version	PE terminal, Screw connection, Green/yellow, 50 mm², 1000 V, Number of connections: 2, Number of levels: 1, TS 35, V-0, Wemid
Order No.	<a href="#">1846040000</a>
Type	WPE 50N
GTIN (EAN)	4032248394548
Qty.	10 items

## WPE 50N

Weidmüller Interface GmbH &amp; Co. KG

Klingenbergstraße 26

D-32758 Detmold

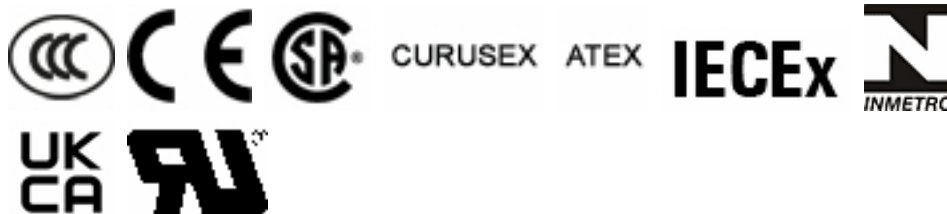
Germany

www.weidmueller.com

## Technical data

## Approvals

Approvals



ROHS	Conform
UL File Number Search	<a href="#">UL Website</a>
Certificate No. (UR)	E60693
Certificate No. (cURusEX)	E184763

## Dimensions and weights

Depth	69.6 mm	Depth (inches)	2.7402 inch
Depth including DIN rail	70 mm	Height	71 mm
Height (inches)	2.7953 inch	Width	18.5 mm
Width (inches)	0.7283 inch	Net weight	110.53 g

## Temperatures

Storage temperature	-25 °C...55 °C	Ambient temperature	-60 °C...85 °C
Continuous operating temp., min.	-60 °C	Continuous operating temp., max.	130 °C

## Environmental Product Compliance

RoHS Compliance Status	Compliant without exemption		
REACH SVHC	No SVHC above 0.1 wt%		
Product Carbon Footprint	Cradle to gate	1.711 kg CO2 eq.	

## Material data

Basic material	Wemid	Colour	Green/yellow
UL 94 flammability rating	V-0		

## Rating data IECEX/ATEX

Certificate No. (ATEX)	DEMKO14ATEX1338U	Certificate No. (IECEX)	IECEXULD14.0005U
Wire cross section max. (ATEX)	50 mm <sup>2</sup>	Wire cross section max. (IECEX)	50 mm <sup>2</sup>
Marking EN 60079-7	Ex eb II C Gb	Ex 2014/34/EU label	II 2 G D

## System specifications

Version	Screw connection, With PE connection, in closed state	End cover plate required	No
Number of potentials	1	Number of levels	1
Number of clamping points per level	2	Number of potentials per tier	1
Levels cross-connected internally	No	PE connection	Yes
Mounting rail	TS 35	N-function	No
PE function	Yes	PEN function	Yes

## WPE 50N

Weidmüller Interface GmbH &amp; Co. KG

Klingenbergstraße 26

D-32758 Detmold

Germany

www.weidmueller.com

## Technical data

## Additional technical data

Open sides	closed	Number of similar terminals	1
Installation advice	when screwed in	Explosion-tested version	Yes
Type of mounting	when screwed in	Locking	for screw fixing

## CSA rating data

Wire cross section max. (CSA)	0 AWG	Certificate No. (CSA)	200039-1057876
Wire cross section min. (CSA)	14 AWG		

## Conductors for clamping (additional connection)

Connection type, additional connection Screw connection

## Conductors for clamping (rated connection)

Gauge to IEC 60947-1	B10	Wire connection cross section AWG, max.	AWG 0
Connection direction	on side	Tightening torque, max.	6 Nm
Tightening torque, min.	4 Nm	Stripping length	24 mm
Type of connection	Screw connection	Number of connections	2
Clamping range, max.	70 mm <sup>2</sup>	Clamping range, min.	5.26 mm <sup>2</sup>
Clamping screw	M 6	Blade size	S4 (DIN 6911)
Wire connection cross section AWG, min.	AWG 14	Wire connection cross-section, finely stranded with wire-end ferrules DIN 46228/1, max.	50 mm <sup>2</sup>
Wire connection cross-section, finely stranded with wire-end ferrules DIN 46228/1, min.	10 mm <sup>2</sup>	Wire connection cross section, finely stranded, max.	50 mm <sup>2</sup>
Wire connection cross section, finely stranded, min.	10 mm <sup>2</sup>	Connection cross-section, stranded, max.	70 mm <sup>2</sup>
Connection cross-section, stranded, min.	10 mm <sup>2</sup>	Wire connection cross-section, solid core, max.	16 mm <sup>2</sup>
Wire connection cross-section, solid core, min.	10 mm <sup>2</sup>		

## General

Wire connection cross section AWG, max.	AWG 0	Installation advice	when screwed in
Wire connection cross section AWG, min.	AWG 14	Standards	IEC 60947-7-2
Mounting rail	TS 35		

## Rating data

Rated cross-section	50 mm <sup>2</sup>	Rated voltage to adjoining terminal	1000 V
Rated DC voltage	1000 V	Standards	IEC 60947-7-2
Volume resistance according to IEC 60947-7-x	0.21 mΩ	Rated impulse withstand voltage to adjacent terminal	8 kV
Power loss in accordance with IEC 60947-7-x	0.00 W	Pollution severity	3

## UL rating data

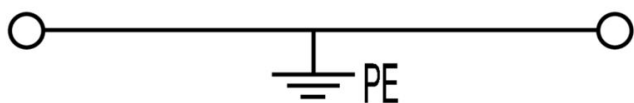
Conductor size Factory wiring max. (UR)	0 AWG	Conductor size Factory wiring min. (UR)	10 AWG
Certificate No. (UR)	E60693	Conductor size Field wiring min. (UR)	10 AWG
Conductor size Field wiring max. (UR)	0 AWG		

## Technical data

### Classifications

ETIM 8.0	EC000901	ETIM 9.0	EC000901
ETIM 10.0	EC000901	ECLASS 14.0	27-25-01-03
ECLASS 15.0	27-25-01-03		

## Drawings



## WPE 50N

Weidmüller Interface GmbH &amp; Co. KG

Klingenbergstraße 26

D-32758 Detmold

Germany

www.weidmueller.com

## Accessories

## End bracket



Weidmüller's range of products includes end brackets that guarantee a permanent, reliable mounting on the terminal rail and prevent sliding. Versions with and without screws are available. The end brackets include marking options, also for group markers, and also a test plug holder.

## General ordering data

Type	WEW 35/1	Version
Order No.	<a href="#">1059000000</a>	End bracket, dark beige, TS 35, V-2, Wemid, Width: 12 mm, 100 °C
GTIN (EAN)	4008190172282	
Qty.	50 ST	

## Blank



The Dekafix (DEK) marker is the universal marker for all conductor and plug-in connectors as well as for electronic sub-assemblies. The system is ideal for short number sequences and covers a wide range of ready-printed markers.

Strips for fast installation in only one work step. The printing is easy to read, rich in contrast and available in various widths.

- Large range of ready-to-use markers
  - Strips for fast installation
  - Terminal markers, suitable for all Weidmüller cable connectors
  - Available as blank MultiCard or with standard printing
- For custom printing: Please send us a file of our labeling software M-Print PRO or M-Print PRO Online (without installation) for your labeling specifications.

## General ordering data

Type	DEK 5/8 MC NE WS	Version
Order No.	<a href="#">1856740000</a>	Dekafix, Terminal marker, 5 x 8 mm, Pitch in mm (P): 8.00
GTIN (EAN)	4032248400850	Weidmueller, white
Qty.	800 ST	

Type	WS 12/6.5 MC NE WS	Version
Order No.	<a href="#">1609920000</a>	WS, Terminal marker, 12 x 6.5 mm, Pitch in mm (P): 6.50
GTIN (EAN)	4008190203511	Weidmueller, Allen-Bradley, white
Qty.	540 ST	

## WPE 50N

Weidmüller Interface GmbH &amp; Co. KG

Klingenbergstraße 26


D-32758 Detmold

Germany

www.weidmueller.com

## Accessories

## Marker holder



The marker holder offer the possibility of additional mounting of standard markers with a pitch of 5 or 5.1 mm. The angled holders can be optionally snapped together and could be mounted in all standard marking channels of the Klippon® Connect modular terminal blocks. Fitting marker types could be found under the respective accessories of the designation marking holder.

## General ordering data

Type	BZT 1 WS 10/5	Version
Order No.	<a href="#">1805490000</a>	Accessories, Marker holder
GTIN (EAN)	4032248270231	
Qty.	100 ST	
Type	BZT 1 ZA WS 10/5	Version
Order No.	<a href="#">1805520000</a>	Accessories, Marker holder
GTIN (EAN)	4032248270248	
Qty.	100 ST	

## DEK 5/8



## WS/ DEK


MultiMark terminal markers use an innovative composite material made from two components. The hard base contour of the marker snaps securely into the connector. The elastic surface finish makes the marker easy to mount. This specially punched material enables the strips to be stretched to accommodate the slight variations in spacing that tend to add up, especially with long terminal blocks. Another advantage: the excellent printability of the surface material guarantees durable and wear-resistant labelling. A print resolution of 300 dpi also produces a very legible script.

## Your benefits with MultiMark

- Firm hold and durable printing
- Continuous strips save installation time
- Easy mounting thanks to an innovative composite material
- Large label field for optimal legibility
- High flexibility thanks to manufacturer independence

## General ordering data

Type	DEK 5/8 MM WS	Version
Order No.	<a href="#">2007130000</a>	Dekafix, Terminal marker, 5 x 8 mm, Weidmueller, white
GTIN (EAN)	4050118392012	
Qty.	500 ST	

**Accessories****WS 12/6.5****WS/ DEK**

MultiMark terminal markers use an innovative composite material made from two components. The hard base contour of the marker snaps securely into the connector. The elastic surface finish makes the marker easy to mount. This specially punched material enables the strips to be stretched to accommodate the slight variations in spacing that tend to add up, especially with long terminal blocks. Another advantage: the excellent printability of the surface material guarantees durable and wear-resistant labelling. A print resolution of 300 dpi also produces a very legible script.

**Your benefits with MultiMark**

- Firm hold and durable printing
- Continuous strips save installation time
- Easy mounting thanks to an innovative composite material
- Large label field for optimal legibility
- High flexibility thanks to manufacturer independence

**General ordering data**

Type	WS 12/6.5 MM WS	Version
Order No.	<a href="#">2619930000</a>	WS, Terminal marker, 12 x 6.5 mm, Weidmueller, white
GTIN (EAN)	4050118626155	
Qty.	600 ST	