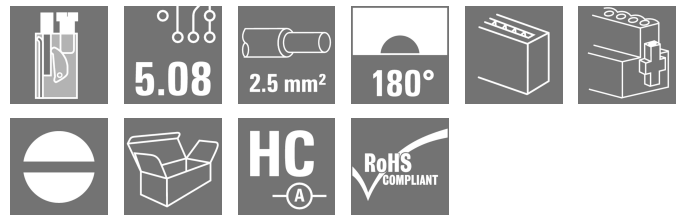


BLT 5.08HC/05/180F SN BK BX**Weidmüller Interface GmbH & Co. KG**Klingenbergstraße 26
D-32758 Detmold
Germany

www.weidmueller.com

Product image

Female plugs with TOP screw connection system for connecting wires with straight outlet direction and screw flange. The female connectors provide space for labelling and can be coded. HC = High Current.

General ordering data

Version	PCB plug-in connector, female plug, 5.08 mm, Number of poles: 5, 180°, TOP connection, Clamping range, max. : 2.5 mm², Box
Order No.	1844250000
Type	BLT 5.08HC/05/180F SN BK BX
GTIN (EAN)	4032248356188
Qty.	48 items
Product data	IEC: 400 V / 27 A / 0.2 - 2.5 mm² UL: 300 V / 17 A / AWG 26 - AWG 14
Packaging	Box

BLT 5.08HC/05/180F SN BK BX

Weidmüller Interface GmbH & Co. KG
 Klingenbergstraße 26
 D-32758 Detmold
 Germany

www.weidmueller.com

Technical data

Approvals

Approvals



ROHS	Conform
UL File Number Search	UL Website
Certificate No. (cURus)	E60693

Dimensions and weights

Depth	31.8 mm	Depth (inches)	1.252 inch
Height	12.2 mm	Height (inches)	0.4803 inch
Width	35.2 mm	Width (inches)	1.3858 inch
Net weight	14.38 g		

Environmental Product Compliance

RoHS Compliance Status	Compliant without exemption
REACH SVHC	No SVHC above 0.1 wt%

System Parameters

Product family	OMNIMATE Signal - series BL/SL 5.08			
Type of connection	Field connection			
Wire connection method	TOP connection			
Pitch in mm (P)	5.08 mm			
Pitch in inches (P)	0.200 "			
Conductor outlet direction	180°			
Number of poles	5			
L1 in mm	20.32 mm			
L1 in inches	0.800 "			
Number of rows	1			
Pin series quantity	1			
Rated cross-section	2.5 mm²			
Touch-safe protection acc. to DIN VDE 57 106	Safe from finger touch			
Touch-safe protection acc. to DIN VDE 0470	IP20 plugged/ IP10 unplugged			
Protection degree	IP20			
Volume resistance	≤5 mΩ			
Can be coded	Yes			
Stripping length	13 mm			
Clamping screw	M 2.5			
Screwdriver blade	0.6 x 3.5			
Screwdriver blade standard	DIN 5264			
Plugging cycles	25			
Plugging force/pole, max.	8 N			
Pulling force/pole, max.	7 N			
Tightening torque	Torque type		Wire connection	
	Usage information	Tightening torque	min.	0.4 Nm
			max.	0.5 Nm
	Torque type		Screw flange	
	Usage information	Tightening torque	min.	0.2 Nm
			max.	0.25 Nm

BLT 5.08HC/05/180F SN BK BX

Weidmüller Interface GmbH & Co. KG
Klingenbergstraße 26
D-32758 Detmold
Germany

www.weidmueller.com

Technical data

Material data

Insulating material	PBT	Colour	black
Colour chart (similar)	RAL 9011	Insulating material group	IIIa
Comparative Tracking Index (CTI)	≥ 200	Moisture Level (MSL)	
UL 94 flammability rating	V-0	Contact material	Cu-alloy
Contact surface	tinned	Layer structure of plug contact	4...8 µm Sn hot-dip tinned
Storage temperature, min.	-40 °C	Storage temperature, max.	70 °C
Operating temperature, min.	-50 °C	Operating temperature, max.	100 °C
Temperature range, installation, min.	-25 °C	Temperature range, installation, max.	100 °C

Conductors suitable for connection

Clamping range, min.	0.13 mm ²		
Clamping range, max.	2.5 mm ²		
Wire connection cross section AWG, min.	AWG 28		
Wire connection cross section AWG, max.	AWG 14		
Solid, min. H05(07) V-U	0.2 mm ²		
Solid, max. H05(07) V-U	2.5 mm ²		
Flexible, min. H05(07) V-K	0.2 mm ²		
Flexible, max. H05(07) V-K	2.5 mm ²		
w. plastic collar ferrule, DIN 46228 pt 4, 0.2 mm ² min.			
w. plastic collar ferrule, DIN 46228 pt 4, 1.5 mm ² max.			
w. wire end ferrule, DIN 46228 pt 1, min.	0.2 mm ²		
w. wire end ferrule, DIN 46228 pt 1, max.	1.5 mm ²		
Plug gauge in accordance with EN 60999 a x b; ø	2.4 mm x 1.5 mm ; 2.4 mm		
Clampable conductor	Cross-section for conductor connection	Type	fine-wired
		nominal	0.5 mm ²
	wire end ferrule	Stripping length	nominal 14 mm
		Recommended wire-end ferrule	H0.5/18 OR
	Cross-section for conductor connection	Type	fine-wired
		nominal	1 mm ²
	wire end ferrule	Stripping length	nominal 15 mm
		Recommended wire-end ferrule	H1.0/18 GE
	Cross-section for conductor connection	Type	fine-wired
		nominal	1.5 mm ²
	wire end ferrule	Stripping length	nominal 15 mm
		Recommended wire-end ferrule	H1.5/18D SW
		Stripping length	nominal 12 mm
		Recommended wire-end ferrule	H1.5/12

Reference text The outside diameter of the plastic collar should not be larger than the pitch (P). Length of ferrules is to be chosen depending on the product and the rated voltage.

Rated data acc. to IEC

tested acc. to standard	IEC 60664-1, IEC 61984	Rated current, min. number of poles (Tu=20°C)	27 A
Rated current, max. number of poles (Tu=20°C)	19 A	Rated current, min. number of poles (Tu=40°C)	24 A

BLT 5.08HC/05/180F SN BK BX**Weidmüller Interface GmbH & Co. KG**

Klingenbergstraße 26
D-32758 Detmold
Germany

www.weidmueller.com

Technical data

Rated current, max. number of poles (Tu=40°C)	16 A	Rated voltage for surge voltage class / pollution degree II/2	400 V
Rated voltage for surge voltage class / pollution degree III/2	320 V	Rated voltage for surge voltage class / pollution degree III/3	250 V
Rated impulse voltage for surge voltage class/ pollution degree II/2	4 kV	Rated impulse voltage for surge voltage class/ pollution degree III/2	4 kV
Rated impulse voltage for surge voltage class/ contamination degree III/3	4 kV	Short-time withstand current resistance	3 x 1s with 100 A

Rated data acc. to CSA

Rated voltage (Use group B / CSA)	300 V	Rated voltage (Use group D / CSA)	300 V
Rated current (Use group B / CSA)	15 A	Rated current (Use group D / CSA)	15 A
Wire cross-section, AWG, min.	AWG 26	Wire cross-section, AWG, max.	AWG 14

Rated data acc. to UL 1059

Institute (cURus)	CURUS	Certificate No. (cURus)	E60693
Rated voltage (Use group B / UL 1059)	300 V	Rated voltage (Use group D / UL 1059)	300 V
Rated current (Use group B / UL 1059)	17 A	Rated current (Use group D / UL 1059)	10 A
Wire cross-section, AWG, min.	AWG 26	Wire cross-section, AWG, max.	AWG 14
Reference to approval values	Specifications are maximum values, details - see approval certificate.		

Packing

Packaging	Box	VPE length	355.00 mm
VPE width	145.00 mm	VPE height	39.00 mm

Type tests

Test: Durability of markings	Standard	DIN EN 61984 section 7.3.2 / 09.02 taking pattern from DIN EN 60068-2-70 / 07.96	
	Test	mark of origin, type of material, date clock	
	Evaluation	available	
	Test	durability	
	Evaluation	passed	
Test: Misengagement (Non-interchangeability)	Standard	DIN EN 61984 section 6.3 and 6.9.1 / 09.02, DIN EN 60512-13-5 / 11.06	
	Test	180° turned with coding elements	
	Evaluation	passed	
	Test	visual examination	
	Evaluation	passed	
Test: Clampable cross section	Standard	DIN EN 60999-1 section 7 and 9.1 / 12.00, DIN EN 60947-1 section 8.2.4.5.1 / 12.02	
	Conductor type	Type of conductor and conductor cross-section	solid 0.08 mm ²
		Type of conductor and conductor cross-section	stranded 0.08 mm ²
		Type of conductor and conductor cross-section	solid 2.5 mm ²
		Type of conductor and conductor cross-section	stranded 2.5 mm ²
		Type of conductor and conductor cross-section	AWG 26/1

BLT 5.08HC/05/180F SN BK BX

Weidmüller Interface GmbH & Co. KG

Klingenbergstraße 26

D-32758 Detmold

Germany

www.weidmueller.com

Technical data

Test for damage to and accidental loosening of conductors		Type of conductor and conductor cross-section	AWG 26/19
		Type of conductor and conductor cross-section	AWG 14/1
		Type of conductor and conductor cross-section	AWG 14/19
	Evaluation	passed	
	Standard	DIN EN 60999-1 section 9.4 / 12.00	
	Requirement	0.2 kg	
	Conductor type	Type of conductor and conductor cross-section	AWG 28/1
		Type of conductor and conductor cross-section	AWG 26/19
	Evaluation	passed	
	Requirement	0.3 kg	
Pull-out test	Conductor type	Type of conductor and conductor cross-section	solid 0.5 mm ²
		Type of conductor and conductor cross-section	stranded 0.5 mm ²
	Evaluation	passed	
	Requirement	0.7 kg	
	Conductor type	Type of conductor and conductor cross-section	solid 2.5 mm ²
		Type of conductor and conductor cross-section	stranded 2.5 mm ²
		Type of conductor and conductor cross-section	AWG 14/1
		Type of conductor and conductor cross-section	AWG 14/19
	Evaluation	passed	
	Standard	DIN EN 60999-1 section 9.5 / 12.00	
	Requirement	≥5 N	
	Conductor type	Type of conductor and conductor cross-section	AWG 28/1
	Evaluation	passed	
	Requirement	≥10 N	
	Conductor type	Type of conductor and conductor cross-section	AWG 26/19
	Evaluation	passed	
	Requirement	≥20 N	
	Conductor type	Type of conductor and conductor cross-section	solid 0.5 mm ²
		Type of conductor and conductor cross-section	stranded 0.5 mm ²
	Evaluation	passed	
	Requirement	≥40 N	

BLT 5.08HC/05/180F SN BK BX**Weidmüller Interface GmbH & Co. KG**

Klingenbergstraße 26

D-32758 Detmold

Germany

www.weidmueller.com

Technical data

Conductor type	Type of conductor and conductor cross-section	AWG 14/1
	Type of conductor and conductor cross-section	AWG 14/19
Evaluation	passed	
Requirement	≥50 N	
Conductor type	Type of conductor and conductor cross-section	solid 2.5 mm ²
	Type of conductor and conductor cross-section	stranded 2.5 mm ²
Evaluation	passed	

Important note**IPC conformity**

Conformity: The products are developed, manufactured and delivered according international recognized standards and norms and comply with the assured properties in the data sheet resp. fulfill decorative properties in accordance with IPC-A-610 "Class 2". Further claims on the products can be evaluated on request.

Notes

- Additional variants on request
- Gold-plated contact surfaces on request
- Rated current related to rated cross-section & min. No. of poles.
- Wire end ferrule without plastic collar to DIN 46228/1
- Wire end ferrule with plastic collar to DIN 46228/4
- Crimp form A for wire end ferrules with PZ 6/5 crimping tool are recommended for the largest cable sizes.
- P on drawing = pitch
- Rated data refer only to the component itself. Clearance and creepage distances to other components are to be designed in accordance with the relevant application standards.
- In accordance with IEC 61984, OMNIMATE-connectors are connectors without breaking capacity (COC). During designated use, connectors are not allowed to be engaged or disengaged when live or under load
- Long term storage of the product with average temperature of 50 °C and maximum humidity 70%, 36 months

Classifications

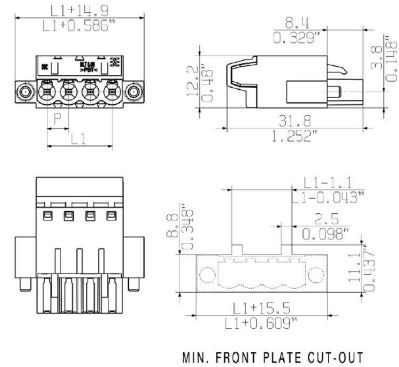
ETIM 6.0	EC002638	ETIM 7.0	EC002638
ETIM 8.0	EC002638	ETIM 9.0	EC002638
ETIM 10.0	EC002638	ECLASS 9.0	27-44-03-09
ECLASS 9.1	27-44-03-09	ECLASS 10.0	27-44-03-09
ECLASS 11.0	27-46-02-02	ECLASS 12.0	27-46-02-02
ECLASS 13.0	27-46-02-02	ECLASS 14.0	27-46-02-02
ECLASS 15.0	27-46-02-02		

Drawings

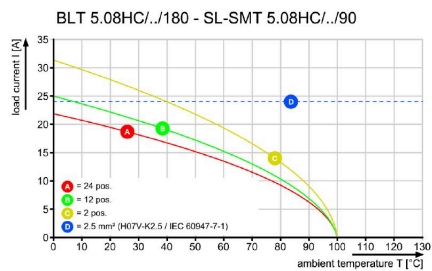
Product image



Dimensional drawing



Graph



BLT 5.08HC/05/180F SN BK BX

Weidmüller Interface GmbH & Co. KG
 Klingenbergstraße 26
 D-32758 Detmold
 Germany

www.weidmueller.com

Accessories

Coding elements



Only connects what is supposed to be connected: the right connection at the right place.
 Coding elements and locking devices clearly assign connecting elements during the manufacturing process and operation.
 The coding elements and locking devices are inserted prior to assembly or during the cable assembly phase. The Weidmüller alternative: configure online using the variant configurator to precode prior to delivery. Incorrect assembly on the circuit board and incorrect plugging of connecting elements is no longer possible. The advantage: no troubleshooting during manufacture and no operational errors by the user.

General ordering data

Type	BLZ/SL KO BK BX	Version
Order No.	1545710000	PCB plug-in connector, Accessories, Coding element, black, Number of poles: 1
GTIN (EAN)	4008190087142	
Qty.	50 ST	
Type	BLZ/SL KO OR BX	Version
Order No.	1573010000	PCB plug-in connector, Accessories, Coding element, orange, Number of poles: 1
GTIN (EAN)	4008190048396	
Qty.	100 ST	

Strain reliefs



For frequent load changes: the "trailer coupling" for plug-in connectors.
 The strain relief can do more than just relieve the strain on conductors:
 Simply clip onto the plug and

- bundle conductors
- guide cables
- use as a connection and disconnection aid

No damage to the connecting points, clear, tidy wiring and easy to handle.
 User advantages: permanent heavy-duty connections for harsh industrial environments and convenient operation ensure improved system availability.

General ordering data

Type	BLAT ZE04 OR BX	Version
Order No.	1577980000	PCB plug-in connector, Accessories, Strain relief, orange, Number of poles: 4
GTIN (EAN)	4008190078249	
Qty.	50 ST	

BLT 5.08HC/05/180F SN BK BX

Weidmüller Interface GmbH & Co. KG

Klingenbergstraße 26

D-32758 Detmold

Germany

www.weidmueller.com

Counterpart

SL 5.08HC/180F




Pin headers in glass-fibre-reinforced plastic with straight wire outlet; optimised for wave soldering. The flange variant (F) can be screwed onto the respective counter piece or the circuit board. There is no need for an extra screw to connect the circuit board when the solder flange (LF) version is used. This also protects the solder points from mechanical strain. All pin headers can be manually coded or ordered pre-coded. HC = High Current.

General ordering data

Type	SL 5.08HC/05/180F 3.2SN...	Version
Order No.	1148570000	PCB plug-in connector, male header, Flange, THT solder connection,
GTIN (EAN)	4032248932122	5.08 mm, Number of poles: 5, 180°, Solder pin length (l): 3.2 mm,
Qty.	48 ST	tinned, black, Box
Type	SL 5.08HC/05/180F 3.2SN...	Version
Order No.	1147230000	PCB plug-in connector, male header, Flange, THT solder connection,
GTIN (EAN)	4032248931064	5.08 mm, Number of poles: 5, 180°, Solder pin length (l): 3.2 mm,
Qty.	48 ST	tinned, orange, Box

SL 5.08HC/180LF



Pin headers in glass-fibre-reinforced plastic with straight wire outlet; optimised for wave soldering. The flange variant (F) can be screwed onto the respective counter piece or the circuit board. There is no need for an extra screw to connect the circuit board when the solder flange (LF) version is used. This also protects the solder points from mechanical strain. All pin headers can be manually coded or ordered pre-coded. HC = High Current.

General ordering data

Type	SL 5.08HC/05/180LF 3.2S...	Version
Order No.	1149320000	PCB plug-in connector, male header, Solder flange, THT solder
GTIN (EAN)	4032248932610	connection, 5.08 mm, Number of poles: 5, 180°, Solder pin length (l):
Qty.	48 ST	3.2 mm, tinned, black, Box
Type	SL 5.08HC/05/180LF 3.2S...	Version
Order No.	1147990000	PCB plug-in connector, male header, Solder flange, THT solder
GTIN (EAN)	4032248107988	connection, 5.08 mm, Number of poles: 5, 180°, Solder pin length (l):
Qty.	48 ST	3.2 mm, tinned, orange, Box


BLT 5.08HC/05/180F SN BK BX

Weidmüller Interface GmbH & Co. KG
 Klingenbergstraße 26
 D-32758 Detmold
 Germany

Counterpart

www.weidmueller.com

SL 5.08HC/90F




Pin headers made from glass-fibre-reinforced plastic with 90° wire outlet; optimised for wave soldering. The flange variant (F) can be screwed onto the respective counter piece or the circuit board. There is no need for an extra screw to connect the circuit board when the solder flange (LF) version is used. This also protects the solder points from mechanical strain. All pin headers can be manually coded or ordered pre-coded. HC = High Current.

General ordering data

Type	SL 5.08HC/05/90F 3.2SN ...	Version
Order No.	1150120000	PCB plug-in connector, male header, Flange, THT solder connection,
GTIN (EAN)	4032248936724	5.08 mm, Number of poles: 5, 90°, Solder pin length (l): 3.2 mm,
Qty.	48 ST	tinned, black, Box
Type	SL 5.08HC/05/90F 3.2SN ...	Version
Order No.	1148710000	PCB plug-in connector, male header, Flange, THT solder connection,
GTIN (EAN)	4032248935406	5.08 mm, Number of poles: 5, 90°, Solder pin length (l): 3.2 mm,
Qty.	48 ST	tinned, orange, Box

SL 5.08HC/90LF



Pin headers made from glass-fibre-reinforced plastic with 90° wire outlet; optimised for wave soldering. The flange variant (F) can be screwed onto the respective counter piece or the circuit board. There is no need for an extra screw to connect the circuit board when the solder flange (LF) version is used. This also protects the solder points from mechanical strain. All pin headers can be manually coded or ordered pre-coded. HC = High Current.

General ordering data

Type	SL 5.08HC/05/90LF 3.2SN...	Version
Order No.	1150380000	PCB plug-in connector, male header, Solder flange, THT solder
GTIN (EAN)	4032248936397	connection, 5.08 mm, Number of poles: 5, 90°, Solder pin length (l):
Qty.	48 ST	3.2 mm, tinned, black, Box
Type	SL 5.08HC/05/90LF 3.2SN...	Version
Order No.	1149480000	PCB plug-in connector, male header, Solder flange, THT solder
GTIN (EAN)	4032248935970	connection, 5.08 mm, Number of poles: 5, 90°, Solder pin length (l):
Qty.	48 ST	3.2 mm, tinned, orange, Box

BLT 5.08HC/05/180F SN BK BX

Weidmüller Interface GmbH & Co. KG

Klingenbergstraße 26

D-32758 Detmold

Germany

www.weidmueller.com

Counterpart

SL-SMT 5.08/180F Box




High-temperature-resistant pin header, packed in box or tape. On tape, with 1.5 mm solder pin, optimised for automatic assembly. 3.2 mm solder pin suitable for reflow and wave soldering. The pin headers provide space for labelling and can be coded. HC = High Current.

General ordering data

Type	SL-SMT 5.08HC/05/180F 1...	Version
Order No.	1837330000	PCB plug-in connector, male header, Flange, THT/THR solder
GTIN (EAN)	4032248345922	connection, 5.08 mm, Number of poles: 5, 180°, Solder pin length (l):
Qty.	48 ST	1.5 mm, tinned, black, Box
Type	SL-SMT 5.08HC/05/180F 3...	Version
Order No.	1820770000	PCB plug-in connector, male header, Flange, THT/THR solder
GTIN (EAN)	4032248317639	connection, 5.08 mm, Number of poles: 5, 180°, Solder pin length (l):
Qty.	48 ST	3.2 mm, tinned, black, Box

SL-SMT 5.08/180LF Box



High-temperature-resistant pin header, packed in box or tape. On tape, with 1.5 mm solder pin, optimised for automatic assembly. 3.2 mm solder pin suitable for reflow and wave soldering. The pin headers provide space for labelling and can be coded. HC = High Current.

General ordering data

Type	SL-SMT 5.08HC/05/180LF ...	Version
Order No.	1776392001	PCB plug-in connector, male header, Solder flange, THT/THR solder
GTIN (EAN)	4032248159178	connection, 5.08 mm, Number of poles: 5, 180°, Solder pin length (l):
Qty.	48 ST	1.5 mm, tinned, black, Box
Type	SL-SMT 5.08HC/05/180LF ...	Version
Order No.	1838470000	PCB plug-in connector, male header, Solder flange, THT/THR solder
GTIN (EAN)	4032248348534	connection, 5.08 mm, Number of poles: 5, 180°, Solder pin length (l):
Qty.	48 ST	3.2 mm, tinned, black, Box

BLT 5.08HC/05/180F SN BK BX

Weidmüller Interface GmbH & Co. KG
 Klingenbergstraße 26
 D-32758 Detmold
 Germany

www.weidmueller.com

Counterpart

SL-SMT 5.08/180LF Tape




High-temperature-resistant pin header, packed in box or tape. On tape, with 1.5 mm solder pin, optimised for automatic assembly. 3.2 mm solder pin suitable for reflow and wave soldering. The pin headers provide space for labelling and can be coded. HC = High Current.

General ordering data

Type	SL-SMT 5.08HC/05/180LF ...	Version
Order No.	1776394001	PCB plug-in connector, male header, Solder flange, THT/THR solder connection, 5.08 mm, Number of poles: 5, 180°, Solder pin length (l):
GTIN (EAN)	4032248163618	1.5 mm, tinned, black, Tape
Qty.	250 ST	

SL-SMT 5.08/270FH Box



High-temperature-resistant, straight, open pin header. Packed in box or tape. On tape and with 1.5 mm solder pin, optimised for automatic assembly. 3.2 mm solder pin suitable for reflow and wave soldering. The pin headers provide space for labelling and can be coded. HC = High Current.

General ordering data

Type	SL-SMT 5.08HC/05/270FH ...	Version
Order No.	1877990000	PCB plug-in connector, male header, Solder flange, THT/THR solder connection, 5.08 mm, Number of poles: 5, 270°, Solder pin length (l):
GTIN (EAN)	4032248468744	1.5 mm, tinned, black, Box
Qty.	50 ST	
Type	SL-SMT 5.08HC/05/270FH ...	Version
Order No.	1877430000	PCB plug-in connector, male header, Solder flange, THT/THR solder connection, 5.08 mm, Number of poles: 5, 270°, Solder pin length (l):
GTIN (EAN)	4032248468072	3.2 mm, tinned, black, Box
Qty.	50 ST	

SL-SMT 5.08/270FH Tape



High-temperature-resistant, straight, open pin header. Packed in box or tape. On tape and with 1.5 mm solder pin, optimised for automatic assembly. 3.2 mm solder pin suitable for reflow and wave soldering. The pin headers provide space for labelling and can be coded. HC = High Current.

BLT 5.08HC/05/180F SN BK BX

Weidmüller Interface GmbH & Co. KG

Klingenbergstraße 26

D-32758 Detmold

Germany

www.weidmueller.com

Counterpart

General ordering data

Type	SL-SMT 5.08HC/05/270FH ...	Version
Order No.	1876950000	PCB plug-in connector, male header, Solder flange, THT/THR solder
GTIN (EAN)	4032248467402	connection, 5.08 mm, Number of poles: 5, 270°, Solder pin length (l):
Qty.	335 ST	1.5 mm, tinned, black, Tape

SL-SMT 5.08/270FL Box



High-temperature-resistant, straight, open pin header. Packed in box or tape. On tape and with 1.5 mm solder pin, optimised for automatic assembly. 3.2 mm solder pin suitable for reflow and wave soldering. The pin headers provide space for labelling and can be coded. HC = High Current.

General ordering data

Type	SL-SMT 5.08HC/05/270FL ...	Version
Order No.	1876880000	PCB plug-in connector, male header, Solder flange, THT/THR solder
GTIN (EAN)	4032248467464	connection, 5.08 mm, Number of poles: 5, 270°, Solder pin length (l):
Qty.	50 ST	3.2 mm, tinned, black, Box

SL-SMT 5.08/270FL Tape



High-temperature-resistant, straight, open pin header. Packed in box or tape. On tape and with 1.5 mm solder pin, optimised for automatic assembly. 3.2 mm solder pin suitable for reflow and wave soldering. The pin headers provide space for labelling and can be coded. HC = High Current.

General ordering data

Type	SL-SMT 5.08HC/05/270FL ...	Version
Order No.	1877070000	PCB plug-in connector, male header, Solder flange, THT/THR solder
GTIN (EAN)	4032248467686	connection, 5.08 mm, Number of poles: 5, 270°, Solder pin length (l):
Qty.	350 ST	1.5 mm, tinned, black, Tape
Type	SL-SMT 5.08HC/05/270FL ...	Version
Order No.	1876700000	PCB plug-in connector, male header, Solder flange, THT/THR solder
GTIN (EAN)	4032248467211	connection, 5.08 mm, Number of poles: 5, 270°, Solder pin length (l):
Qty.	350 ST	3.2 mm, tinned, black, Tape

BLT 5.08HC/05/180F SN BK BX

Weidmüller Interface GmbH & Co. KG
 Klingenbergstraße 26
 D-32758 Detmold
 Germany

www.weidmueller.com

Counterpart

SL-SMT 5.08HC/90F Box



High-temperature-resistant pin header, packed in box or tape. On tape, with 1.5 mm solder pin, optimised for automatic assembly. 3.2 mm solder pin suitable for reflow and wave soldering. The pin headers provide space for labelling and can be coded. HC = High Current.

General ordering data

Type	SL-SMT 5.08HC/05/90F 3...	Version
Order No.	1837660000	PCB plug-in connector, male header, Flange, THT/THR solder
GTIN (EAN)	4032248347476	connection, 5.08 mm, Number of poles: 5, 90°, Solder pin length (l):
Qty.	48 ST	3.2 mm, tinned, black, Box

SL-SMT 5.08HC/90LF Box



High-temperature-resistant pin header, packed in box or tape. On tape, with 1.5 mm solder pin, optimised for automatic assembly. 3.2 mm solder pin suitable for reflow and wave soldering. The pin headers provide space for labelling and can be coded. HC = High Current.

General ordering data

Type	SL-SMT 5.08HC/05/90LF 1...	Version
Order No.	1775262001	PCB plug-in connector, male header, Solder flange, THT/THR solder
GTIN (EAN)	4032248157242	connection, 5.08 mm, Number of poles: 5, 90°, Solder pin length (l):
Qty.	48 ST	1.5 mm, tinned, black, Box
Type	SL-SMT 5.08HC/05/90LF 3...	Version
Order No.	1780440000	PCB plug-in connector, male header, Solder flange, THT/THR solder
GTIN (EAN)	4032248165766	connection, 5.08 mm, Number of poles: 5, 90°, Solder pin length (l):
Qty.	48 ST	3.2 mm, tinned, black, Box

SL-SMT 5.08HC/90LF Tape



High-temperature-resistant pin header, packed in box or tape. On tape, with 1.5 mm solder pin, optimised for automatic assembly. 3.2 mm solder pin suitable for reflow and wave soldering. The pin headers provide space for labelling and can be coded. HC = High Current.

BLT 5.08HC/05/180F SN BK BX

Weidmüller Interface GmbH & Co. KG
 Klingenbergstraße 26
 D-32758 Detmold
 Germany

www.weidmueller.com

Counterpart

General ordering data

Type	SL-SMT 5.08HC/05/90LF 1...	Version
Order No.	1775264001	PCB plug-in connector, male header, Solder flange, THT/THR solder
GTIN (EAN)	4032248167814	connection, 5.08 mm, Number of poles: 5, 90°, Solder pin length (l):
Qty.	350 ST	1.5 mm, tinned, black, Tape

SLDV-THR 5.08/180F



High-temperature resistant, double level, laterally offset, male connector with flange or solder flange. 1.5 mm solder pin is suitable for reflow soldering. 3.2 mm solder pin suitable for reflow and wave soldering. The pin headers provide space for labelling and can be coded.

General ordering data

Type	SLDV-THR 5.08/10/180F 1...	Version
Order No.	1828920000	PCB plug-in connector, male header, Flange, THT/THR solder
GTIN (EAN)	4032248335619	connection, 5.08 mm, Number of poles: 10, 180°, Solder pin length
Qty.	32 ST	(l): 1.5 mm, tinned, black, Box
Type	SLDV-THR 5.08/10/180F 3...	Version
Order No.	1828800000	PCB plug-in connector, male header, Flange, THT/THR solder
GTIN (EAN)	4032248335480	connection, 5.08 mm, Number of poles: 10, 180°, Solder pin length
Qty.	32 ST	(l): 3.2 mm, tinned, black, Box

SLDV-THR 5.08/180FLF



High-temperature resistant, double level, laterally offset, male connector with flange or solder flange. 1.5 mm solder pin is suitable for reflow soldering. 3.2 mm solder pin suitable for reflow and wave soldering. The pin headers provide space for labelling and can be coded.

General ordering data

Type	SLDV-THR 5.08/10/180FLF...	Version
Order No.	1829040000	PCB plug-in connector, male header, Flange / Solder flange, THT/THR
GTIN (EAN)	4032248335732	solder connection, 5.08 mm, Number of poles: 10, 180°, Solder pin
Qty.	32 ST	length (l): 3.2 mm, tinned, black, Box

BLT 5.08HC/05/180F SN BK BX

Weidmüller Interface GmbH & Co. KG

Klingenbergstraße 26


D-32758 Detmold

Germany

www.weidmueller.com

Counterpart

SLF 5.08/180F SN




Male plug with PUSH IN wire connection and straight outlet direction, when used with BLF 5.08HC as wire-to-wire application for panel feed-through. The male plugs provide space for labelling and can be coded.

General ordering data

Type	SLF 5.08/05/180F SN BK ...	Version
Order No.	1336200000	PCB plug-in connector, male plug, 5.08 mm, Number of poles: 5,
GTIN (EAN)	4050118139945	180°, PUSH IN with actuator, Clamping range, max. : 3.31 mm², Box
Qty.	54 ST	
Type	SLF 5.08/05/180F SN OR ...	Version
Order No.	1335660000	PCB plug-in connector, male plug, 5.08 mm, Number of poles: 5,
GTIN (EAN)	4050118139648	180°, PUSH IN with actuator, Clamping range, max. : 3.31 mm², Box
Qty.	54 ST	

SLF 5.08/180FI SN



Male plug with PUSH IN wire connection and straight outlet direction, when used with BLF 5.08HC as wire-to-wire application for panel feed-through. The male plugs provide space for labelling and can be coded.

General ordering data

Type	SLF 5.08/05/180FI SN BK...	Version
Order No.	1336080000	PCB plug-in connector, male plug, 5.08 mm, Number of poles: 5,
GTIN (EAN)	4050118139884	180°, PUSH IN with actuator, Clamping range, max. : 3.31 mm², Box
Qty.	54 ST	
Type	SLF 5.08/05/180FI SN OR...	Version
Order No.	1336430000	PCB plug-in connector, male plug, 5.08 mm, Number of poles: 5,
GTIN (EAN)	4050118140729	180°, PUSH IN with actuator, Clamping range, max. : 3.31 mm², Box
Qty.	54 ST	

BLT 5.08HC/05/180F SN BK BX

Weidmüller Interface GmbH & Co. KG
Klingenbergstraße 26
D-32758 Detmold
Germany


www.weidmueller.com

Counterpart**SLS 5.08/180F**

Male plugs with clamping-yoke screw wire-connect system. The male plugs provide space for labelling and can be coded.

General ordering data

Type	SLS 5.08/05/180F SN OR ...	Version
Order No.	1846390000	PCB plug-in connector, male plug, 5.08 mm, Number of poles: 5,
GTIN (EAN)	4032248362097	180°, Clamping yoke connection, Clamping range, max. : 3.31 mm²,
Qty.	48 ST	Box

SLS 5.08/180FI

Male plugs with clamping-yoke screw wire-connect system. The male plugs provide space for labelling and can be coded.

General ordering data

Type	SLS 5.08/05/180FI SN OR...	Version
Order No.	1846240000	PCB plug-in connector, male plug, 5.08 mm, Number of poles: 5,
GTIN (EAN)	4032248362523	180°, Clamping yoke connection, Clamping range, max. : 3.31 mm²,
Qty.	48 ST	Box