

## BLT 5.08HC/16/180F SN OR BX

**Weidmüller Interface GmbH & Co. KG**  
 Klingenbergstraße 26  
 D-32758 Detmold  
 Germany

www.weidmueller.com

### Product image



Female plugs with TOP screw connection system for connecting wires with straight outlet direction and screw flange. The female connectors provide space for labelling and can be coded. HC = High Current.

### General ordering data

Version	PCB plug-in connector, female plug, 5.08 mm, Number of poles: 16, 180°, TOP connection, Clamping range, max. : 2.5 mm², Box
Order No.	<a href="#">1844130000</a>
Type	BLT 5.08HC/16/180F SN OR BX
GTIN (EAN)	4032248356058
Qty.	18 items
Product data	IEC: 400 V / 27 A / 0.2 - 2.5 mm² UL: 300 V / 17 A / AWG 26 - AWG 14
Packaging	Box

## BLT 5.08HC/16/180F SN OR BX

**Weidmüller Interface GmbH & Co. KG**  
 Klingenbergstraße 26  
 D-32758 Detmold  
 Germany

www.weidmueller.com

## Technical data

### Approvals

Approvals



ROHS	Conform
UL File Number Search	<a href="#">UL Website</a>
Certificate No. (cURus)	E60693

### Dimensions and weights

Depth	31.8 mm	Depth (inches)	1.252 inch
Height	12.2 mm	Height (inches)	0.4803 inch
Width	91.08 mm	Width (inches)	3.5858 inch
Net weight	39.86 g		

### Environmental Product Compliance

RoHS Compliance Status	Compliant without exemption
REACH SVHC	No SVHC above 0.1 wt%

### System Parameters

Product family	OMNIMATE Signal - series BL/SL 5.08		
Type of connection	Field connection		
Wire connection method	TOP connection		
Pitch in mm (P)	5.08 mm		
Pitch in inches (P)	0.200 "		
Conductor outlet direction	180°		
Number of poles	16		
L1 in mm	76.20 mm		
L1 in inches	3.000 "		
Number of rows	1		
Pin series quantity	1		
Rated cross-section	2.5 mm <sup>2</sup>		
Touch-safe protection acc. to DIN VDE 57 106	Safe from finger touch		
Touch-safe protection acc. to DIN VDE 0470	IP20 plugged/ IP10 unplugged		
Protection degree	IP20		
Volume resistance	≤5 mΩ		
Can be coded	Yes		
Stripping length	13 mm		
Clamping screw	M 2.5		
Screwdriver blade	0.6 x 3.5		
Screwdriver blade standard	DIN 5264		
Plugging cycles	25		
Plugging force/pole, max.	8 N		
Pulling force/pole, max.	7 N		
Tightening torque	Torque type	Wire connection	
	Usage information	Tightening torque	min. 0.4 Nm
			max. 0.5 Nm
	Torque type	Screw flange	
Usage information	Tightening torque	min. 0.2 Nm	
		max. 0.25 Nm	

## BLT 5.08HC/16/180F SN OR BX

**Weidmüller Interface GmbH & Co. KG**  
 Klingenbergstraße 26  
 D-32758 Detmold  
 Germany

www.weidmueller.com

## Technical data

### Material data

Insulating material	PBT	Colour	orange
Colour chart (similar)	RAL 2000	Insulating material group	Illa
Comparative Tracking Index (CTI)	≥ 200	Moisture Level (MSL)	
UL 94 flammability rating	V-0	Contact material	Cu-alloy
Contact surface	tinned	Layer structure of plug contact	4...8 µm Sn hot-dip tinned
Storage temperature, min.	-40 °C	Storage temperature, max.	70 °C
Operating temperature, min.	-50 °C	Operating temperature, max.	100 °C
Temperature range, installation, min.	-25 °C	Temperature range, installation, max.	100 °C

### Conductors suitable for connection

Clamping range, min.	0.13 mm <sup>2</sup>
Clamping range, max.	2.5 mm <sup>2</sup>
Wire connection cross section AWG, min.	AWG 28
Wire connection cross section AWG, max.	AWG 14
Solid, min. H05(07) V-U	0.2 mm <sup>2</sup>
Solid, max. H05(07) V-U	2.5 mm <sup>2</sup>
Flexible, min. H05(07) V-K	0.2 mm <sup>2</sup>
Flexible, max. H05(07) V-K	2.5 mm <sup>2</sup>
w. plastic collar ferrule, DIN 46228 pt 4, min.	0.2 mm <sup>2</sup>
w. plastic collar ferrule, DIN 46228 pt 4, max.	1.5 mm <sup>2</sup>
w. wire end ferrule, DIN 46228 pt 1, min.	0.2 mm <sup>2</sup>
w. wire end ferrule, DIN 46228 pt 1, max.	1.5 mm <sup>2</sup>
Plug gauge in accordance with EN 60999 a x b; ø	2.4 mm x 1.5 mm ; 2.4 mm

Clampable conductor	Cross-section for conductor connection	Type	fine-wired
		nominal	0.5 mm <sup>2</sup>
	wire end ferrule	Stripping length	nominal 14 mm
		Recommended wire-end ferrule	<a href="#">H0.5/18 OR</a>
	Cross-section for conductor connection	Type	fine-wired
		nominal	1 mm <sup>2</sup>
	wire end ferrule	Stripping length	nominal 15 mm
		Recommended wire-end ferrule	<a href="#">H1.0/18 GE</a>
	Cross-section for conductor connection	Type	fine-wired
		nominal	1.5 mm <sup>2</sup>
	wire end ferrule	Stripping length	nominal 15 mm
		Recommended wire-end ferrule	<a href="#">H1.5/18D SW</a>
Stripping length		nominal 12 mm	
Recommended wire-end ferrule		<a href="#">H1.5/12</a>	

Reference text The outside diameter of the plastic collar should not be larger than the pitch (P). Length of ferrules is to be chosen depending on the product and the rated voltage.

### Rated data acc. to IEC

tested acc. to standard	IEC 60664-1, IEC 61984	Rated current, min. number of poles (Tu=20°C)	27 A
Rated current, max. number of poles (Tu=20°C)	19 A	Rated current, min. number of poles (Tu=40°C)	24 A

## BLT 5.08HC/16/180F SN OR BX

**Weidmüller Interface GmbH & Co. KG**

Klingenbergstraße 26  
D-32758 Detmold  
Germany

www.weidmueller.com

### Technical data

Rated current, max. number of poles (Tu=40°C)	16 A	Rated voltage for surge voltage class / pollution degree II/2	400 V
Rated voltage for surge voltage class / pollution degree III/2	320 V	Rated voltage for surge voltage class / pollution degree III/3	250 V
Rated impulse voltage for surge voltage class/ pollution degree II/2	4 kV	Rated impulse voltage for surge voltage class/ pollution degree III/2	4 kV
Rated impulse voltage for surge voltage class/ contamination degree III/3	4 kV	Short-time withstand current resistance	3 x 1s with 100 A

#### Rated data acc. to CSA

Rated voltage (Use group B / CSA)	300 V	Rated voltage (Use group D / CSA)	300 V
Rated current (Use group B / CSA)	15 A	Rated current (Use group D / CSA)	15 A
Wire cross-section, AWG, min.	AWG 26	Wire cross-section, AWG, max.	AWG 14

#### Rated data acc. to UL 1059

Institute (cURus)	CURUS	Certificate No. (cURus)	E60693
Rated voltage (Use group B / UL 1059)	300 V	Rated voltage (Use group D / UL 1059)	300 V
Rated current (Use group B / UL 1059)	17 A	Rated current (Use group D / UL 1059)	10 A
Wire cross-section, AWG, min.	AWG 26	Wire cross-section, AWG, max.	AWG 14
Reference to approval values	Specifications are maximum values, details - see approval certificate.		

#### Packing

Packaging	Box	VPE length	351.00 mm
VPE width	135.00 mm	VPE height	38.00 mm

#### Type tests

Test: Durability of markings	Standard	DIN EN 61984 section 7.3.2 / 09.02 taking pattern from DIN EN 60068-2-70 / 07.96		
	Test	mark of origin, type of material, date clock		
	Evaluation	available		
	Test	durability		
Test: Misengagement (Non-interchangeability)	Evaluation	passed		
	Standard	DIN EN 61984 section 6.3 and 6.9.1 / 09.02, DIN EN 60512-13-5 / 11.06		
	Test	180° turned with coding elements		
	Evaluation	passed		
Test: Clampable cross section	Standard	DIN EN 60999-1 section 7 and 9.1 / 12.00, DIN EN 60947-1 section 8.2.4.5.1 / 12.02		
	Conductor type	Type of conductor and conductor cross-section	solid 0.08 mm <sup>2</sup>	
		Type of conductor and conductor cross-section	stranded 0.08 mm <sup>2</sup>	
		Type of conductor and conductor cross-section	solid 2.5 mm <sup>2</sup>	
		Type of conductor and conductor cross-section	stranded 2.5 mm <sup>2</sup>	
		Type of conductor and conductor cross-section	AWG 26/1	

**BLT 5.08HC/16/180F SN OR BX**

**Weidmüller Interface GmbH & Co. KG**  
 Klingenbergstraße 26  
 D-32758 Detmold  
 Germany

www.weidmueller.com

**Technical data**

Test for damage to and accidental loosening of conductors		Type of conductor and conductor cross-section	AWG 26/19
		Type of conductor and conductor cross-section	AWG 14/1
		Type of conductor and conductor cross-section	AWG 14/19
	Evaluation	passed	
	Standard	DIN EN 60999-1 section 9.4 / 12.00	
	Requirement	0.2 kg	
	Conductor type	Type of conductor and conductor cross-section	AWG 28/1
		Type of conductor and conductor cross-section	AWG 26/19
	Evaluation	passed	
	Requirement	0.3 kg	
Conductor type	Type of conductor and conductor cross-section	solid 0.5 mm <sup>2</sup>	
	Type of conductor and conductor cross-section	stranded 0.5 mm <sup>2</sup>	
Evaluation	passed		
Requirement	0.7 kg		
Conductor type	Type of conductor and conductor cross-section	solid 2.5 mm <sup>2</sup>	
	Type of conductor and conductor cross-section	stranded 2.5 mm <sup>2</sup>	
	Type of conductor and conductor cross-section	AWG 14/1	
	Type of conductor and conductor cross-section	AWG 14/19	
Evaluation	passed		
Standard	DIN EN 60999-1 section 9.5 / 12.00		
Requirement	≥5 N		
Conductor type	Type of conductor and conductor cross-section	AWG 28/1	
Evaluation	passed		
Requirement	≥10 N		
Conductor type	Type of conductor and conductor cross-section	AWG 26/19	
Evaluation	passed		
Requirement	≥20 N		
Conductor type	Type of conductor and conductor cross-section	solid 0.5 mm <sup>2</sup>	
	Type of conductor and conductor cross-section	stranded 0.5 mm <sup>2</sup>	
Evaluation	passed		
Requirement	≥40 N		
Pull-out test		Type of conductor and conductor cross-section	solid 0.5 mm <sup>2</sup>
		Type of conductor and conductor cross-section	stranded 0.5 mm <sup>2</sup>
	Evaluation	passed	
	Requirement	≥40 N	

## BLT 5.08HC/16/180F SN OR BX

**Weidmüller Interface GmbH & Co. KG**  
 Klingenbergstraße 26  
 D-32758 Detmold  
 Germany

www.weidmueller.com

## Technical data

Conductor type	Type of conductor and conductor cross-section	AWG 14/1
	Type of conductor and conductor cross-section	AWG 14/19
Evaluation	passed	
Requirement	≥50 N	
Conductor type	Type of conductor and conductor cross-section	solid 2.5 mm <sup>2</sup>
	Type of conductor and conductor cross-section	stranded 2.5 mm <sup>2</sup>
Evaluation	passed	

### Important note

**IPC conformity** Conformity: The products are developed, manufactured and delivered according international recognized standards and norms and comply with the assured properties in the data sheet resp. fulfill decorative properties in accordance with IPC-A-610 "Class 2". Further claims on the products can be evaluated on request.

- Notes**
- Additional variants on request
  - Gold-plated contact surfaces on request
  - Rated current related to rated cross-section & min. No. of poles.
  - Wire end ferrule without plastic collar to DIN 46228/1
  - Wire end ferrule with plastic collar to DIN 46228/4
  - Crimp form A for wire end ferrules with PZ 6/5 crimping tool are recommended for the largest cable sizes.
  - P on drawing = pitch
  - Rated data refer only to the component itself. Clearance and creepage distances to other components are to be designed in accordance with the relevant application standards.
  - In accordance with IEC 61984, OMNIMATE-connectors are connectors without breaking capacity (COC). During designated use, connectors are not allowed to be engaged or disengaged when live or under load
  - Long term storage of the product with average temperature of 50 °C and maximum humidity 70%, 36 months

### Classifications

ETIM 8.0	EC002638	ETIM 9.0	EC002638
ETIM 10.0	EC002638	ECLASS 14.0	27-46-02-02
ECLASS 15.0	27-46-02-02		


**BLT 5.08HC/16/180F SN OR BX**

**Weidmüller Interface GmbH & Co. KG**  
 Klingenbergstraße 26  
 D-32758 Detmold  
 Germany

www.weidmueller.com

**Drawings**

**Product image**



**Dimensional drawing**



**Graph**



## BLT 5.08HC/16/180F SN OR BX

**Weidmüller Interface GmbH & Co. KG**  
 Klingenbergstraße 26  
 D-32758 Detmold  
 Germany

www.weidmueller.com

## Accessories

### Coding elements



Only connects what is supposed to be connected: the right connection at the right place.  
 Coding elements and locking devices clearly assign connecting elements during the manufacturing process and operation  
 The coding elements and locking devices are inserted prior to assembly or during the cable assembly phase. The Weidmüller alternative: configure online using the variant configurator to precode prior to delivery. Incorrect assembly on the circuit board and incorrect plugging of connecting elements is no longer possible. The advantage: no troubleshooting during manufacture and no operational errors by the user.

### General ordering data

Type	BLZ/SL KO BK BX	Version
Order No.	<a href="#">1545710000</a>	PCB plug-in connector, Accessories, Coding element, black, Number of poles: 1
GTIN (EAN)	4008190087142	
Qty.	50 ST	
Type	BLZ/SL KO OR BX	Version
Order No.	<a href="#">1573010000</a>	PCB plug-in connector, Accessories, Coding element, orange, Number of poles: 1
GTIN (EAN)	4008190048396	
Qty.	100 ST	

### Strain reliefs



For frequent load changes: the "trailer coupling" for plug-in connectors.  
 The strain relief can do more than just relieve the strain on conductors:  
 Simply clip onto the plug and

- bundle conductors
- guide cables
- use as a connection and disconnection aid

No damage to the connecting points, clear, tidy wiring and easy to handle.  
 User advantages: permanent heavy-duty connections for harsh industrial environments and convenient operation ensure improved system availability.

### General ordering data

Type	BLAT ZE04 OR BX	Version
Order No.	<a href="#">1577980000</a>	PCB plug-in connector, Accessories, Strain relief, orange, Number of poles: 4
GTIN (EAN)	4008190078249	
Qty.	50 ST	
Type	BLAT ZE08 OR BX	Version
Order No.	<a href="#">1578010000</a>	PCB plug-in connector, Accessories, Strain relief, orange, Number of poles: 8
GTIN (EAN)	4008190003753	
Qty.	50 ST	

## BLT 5.08HC/16/180F SN OR BX

**Weidmüller Interface GmbH & Co. KG**  
 Klingenbergstraße 26  
 D-32758 Detmold  
 Germany

## Counterpart

www.weidmueller.com

## SL 5.08HC/180F



Pin headers in glass-fibre-reinforced plastic with straight wire outlet; optimised for wave soldering. The flange variant (F) can be screwed onto the respective counter piece or the circuit board. There is no need for an extra screw to connect the circuit board when the solder flange (LF) version is used. This also protects the solder points from mechanical strain. All pin headers can be manually coded or ordered pre-coded. HC = High Current.

## General ordering data

Type	SL 5.08HC/16/180F 3.2SN...	Version
Order No.	<a href="#">1148920000</a>	PCB plug-in connector, male header, Flange, THT solder connection,
GTIN (EAN)	4032248931903	5.08 mm, Number of poles: 16, 180°, Solder pin length (l): 3.2 mm,
Qty.	18 ST	tinned, black, Box
Type	SL 5.08HC/16/180F 3.2SN...	Version
Order No.	<a href="#">1147590000</a>	PCB plug-in connector, male header, Flange, THT solder connection,
GTIN (EAN)	4032248931521	5.08 mm, Number of poles: 16, 180°, Solder pin length (l): 3.2 mm,
Qty.	18 ST	tinned, orange, Box

## SL 5.08HC/180LF



Pin headers in glass-fibre-reinforced plastic with straight wire outlet; optimised for wave soldering. The flange variant (F) can be screwed onto the respective counter piece or the circuit board. There is no need for an extra screw to connect the circuit board when the solder flange (LF) version is used. This also protects the solder points from mechanical strain. All pin headers can be manually coded or ordered pre-coded. HC = High Current.

## General ordering data

Type	SL 5.08HC/16/180LF 3.2S...	Version
Order No.	<a href="#">1149690000</a>	PCB plug-in connector, male header, Solder flange, THT solder
GTIN (EAN)	4032248932085	connection, 5.08 mm, Number of poles: 16, 180°, Solder pin length
Qty.	18 ST	(l): 3.2 mm, tinned, black, Box
Type	SL 5.08HC/16/180LF 3.2S...	Version
Order No.	<a href="#">1148300000</a>	PCB plug-in connector, male header, Solder flange, THT solder
GTIN (EAN)	4032248931460	connection, 5.08 mm, Number of poles: 16, 180°, Solder pin length
Qty.	18 ST	(l): 3.2 mm, tinned, orange, Box

## BLT 5.08HC/16/180F SN OR BX

**Weidmüller Interface GmbH & Co. KG**  
 Klingenbergstraße 26  
 D-32758 Detmold  
 Germany

## Counterpart

www.weidmueller.com

## SL 5.08HC/90F



Pin headers made from glass-fibre-reinforced plastic with 90° wire outlet; optimised for wave soldering. The flange variant (F) can be screwed onto the respective counter piece or the circuit board. There is no need for an extra screw to connect the circuit board when the solder flange (LF) version is used. This also protects the solder points from mechanical strain. All pin headers can be manually coded or ordered pre-coded. HC = High Current.

## General ordering data

Type	SL 5.08HC/16/90F 3.2SN ...	Version
Order No.	<a href="#">1150240000</a>	PCB plug-in connector, male header, Flange, THT solder connection,
GTIN (EAN)	4032248936809	5.08 mm, Number of poles: 16, 90°, Solder pin length (l): 3.2 mm,
Qty.	18 ST	tinned, black, Box
Type	SL 5.08HC/16/90F 3.2SN ...	Version
Order No.	<a href="#">1149080000</a>	PCB plug-in connector, male header, Flange, THT solder connection,
GTIN (EAN)	4032248936281	5.08 mm, Number of poles: 16, 90°, Solder pin length (l): 3.2 mm,
Qty.	18 ST	tinned, orange, Box

## SL 5.08HC/90LF



Pin headers made from glass-fibre-reinforced plastic with 90° wire outlet; optimised for wave soldering. The flange variant (F) can be screwed onto the respective counter piece or the circuit board. There is no need for an extra screw to connect the circuit board when the solder flange (LF) version is used. This also protects the solder points from mechanical strain. All pin headers can be manually coded or ordered pre-coded. HC = High Current.

## General ordering data

Type	SL 5.08HC/16/90LF 3.2SN...	Version
Order No.	<a href="#">1150500000</a>	PCB plug-in connector, male header, Solder flange, THT solder
GTIN (EAN)	4032248105786	connection, 5.08 mm, Number of poles: 16, 90°, Solder pin length (l):
Qty.	18 ST	3.2 mm, tinned, black, Box
Type	SL 5.08HC/16/90LF 3.2SN...	Version
Order No.	<a href="#">1149840000</a>	PCB plug-in connector, male header, Solder flange, THT solder
GTIN (EAN)	4032248936441	connection, 5.08 mm, Number of poles: 16, 90°, Solder pin length (l):
Qty.	18 ST	3.2 mm, tinned, orange, Box

## BLT 5.08HC/16/180F SN OR BX

**Weidmüller Interface GmbH & Co. KG**  
 Klingenbergstraße 26  
 D-32758 Detmold  
 Germany

## Counterpart

www.weidmueller.com

## SL-SMT 5.08/180F Box



High-temperature-resistant pin header, packed in box or tape. On tape, with 1.5 mm solder pin, optimised for automatic assembly. 3.2 mm solder pin suitable for reflow and wave soldering. The pin headers provide space for labelling and can be coded. HC = High Current.

## General ordering data

Type	SL-SMT 5.08HC/16/180F 3...	Version
Order No.	<a href="#">1820640000</a>	PCB plug-in connector, male header, Flange, THT/THR solder
GTIN (EAN)	4032248316601	connection, 5.08 mm, Number of poles: 16, 180°, Solder pin length
Qty.	18 ST	(l): 3.2 mm, tinned, black, Box

## SL-SMT 5.08/180LF Box



High-temperature-resistant pin header, packed in box or tape. On tape, with 1.5 mm solder pin, optimised for automatic assembly. 3.2 mm solder pin suitable for reflow and wave soldering. The pin headers provide space for labelling and can be coded. HC = High Current.

## General ordering data

Type	SL-SMT 5.08HC/16/180LF ...	Version
Order No.	<a href="#">1776502001</a>	PCB plug-in connector, male header, Solder flange, THT/THR solder
GTIN (EAN)	4032248159383	connection, 5.08 mm, Number of poles: 16, 180°, Solder pin length
Qty.	18 ST	(l): 1.5 mm, tinned, black, Box
Type	SL-SMT 5.08HC/16/180LF ...	Version
Order No.	<a href="#">1838580000</a>	PCB plug-in connector, male header, Solder flange, THT/THR solder
GTIN (EAN)	4032248348640	connection, 5.08 mm, Number of poles: 16, 180°, Solder pin length
Qty.	18 ST	(l): 3.2 mm, tinned, black, Box

## SL-SMT 5.08HC/90F Box



High-temperature-resistant pin header, packed in box or tape. On tape, with 1.5 mm solder pin, optimised for automatic assembly. 3.2 mm solder pin suitable for reflow and wave soldering. The pin headers provide space for labelling and can be coded. HC = High Current.

## BLT 5.08HC/16/180F SN OR BX

**Weidmüller Interface GmbH & Co. KG**  
 Klingenbergstraße 26  
 D-32758 Detmold  
 Germany

www.weidmueller.com

## Counterpart

## General ordering data

Type	SL-SMT 5.08HC/16/90F 3...	Version
Order No.	<a href="#">1837770000</a>	PCB plug-in connector, male header, Flange, THT/THR solder
GTIN (EAN)	4032248347582	connection, 5.08 mm, Number of poles: 16, 90°, Solder pin length (l):
Qty.	18 ST	3.2 mm, tinned, black, Box

## SL-SMT 5.08HC/90LF Box



High-temperature-resistant pin header, packed in box or tape. On tape, with 1.5 mm solder pin, optimised for automatic assembly. 3.2 mm solder pin suitable for reflow and wave soldering. The pin headers provide space for labelling and can be coded. HC = High Current.

## General ordering data

Type	SL-SMT 5.08HC/16/90LF 1...	Version
Order No.	<a href="#">1775372001</a>	PCB plug-in connector, male header, Solder flange, THT/THR solder
GTIN (EAN)	4032248157358	connection, 5.08 mm, Number of poles: 16, 90°, Solder pin length (l):
Qty.	50 ST	1.5 mm, tinned, black, Box
Type	SL-SMT 5.08HC/16/90LF 3...	Version
Order No.	<a href="#">1780570000</a>	PCB plug-in connector, male header, Solder flange, THT/THR solder
GTIN (EAN)	4032248165872	connection, 5.08 mm, Number of poles: 16, 90°, Solder pin length (l):
Qty.	18 ST	3.2 mm, tinned, black, Box

## SLDV-THR 5.08/180F



High-temperature resistant, double level, laterally offset, male connector with flange or solder flange. 1.5 mm solder pin is suitable for reflow soldering. 3.2 mm solder pin suitable for reflow and wave soldering. The pin headers provide space for labelling and can be coded.

## General ordering data

Type	SLDV-THR 5.08/32/180F 3...	Version
Order No.	<a href="#">1866330000</a>	PCB plug-in connector, male header, Flange, THT/THR solder
GTIN (EAN)	4032248470457	connection, 5.08 mm, Number of poles: 32, 180°, Solder pin length
Qty.	12 ST	(l): 3.2 mm, tinned, black, Box

## BLT 5.08HC/16/180F SN OR BX

**Weidmüller Interface GmbH & Co. KG**  
 Klingenbergstraße 26  
 D-32758 Detmold  
 Germany

www.weidmueller.com

## Counterpart

### SLDV-THR 5.08/180FLF




High-temperature resistant, double level, laterally offset, male connector with flange or solder flange. 1.5 mm solder pin is suitable for reflow soldering. 3.2 mm solder pin suitable for reflow and wave soldering. The pin headers provide space for labelling and can be coded.

#### General ordering data

Type	SLDV-THR 5.08/32/180FLF...	Version
Order No.	<a href="#">1866320000</a>	PCB plug-in connector, male header, Flange / Solder flange, THT/THR
GTIN (EAN)	4032248470440	solder connection, 5.08 mm, Number of poles: 32, 180°, Solder pin
Qty.	12 ST	length (l): 3.2 mm, tinned, black, Box

### SLH-THR 5.08/180F SN




Extra-high temperature-resistant male header, optimised for the SMT process. Makes a compact 3-row male header when used together with the SLDV-THR.

#### General ordering data

Type	SLH-THR5.08/16/180F 3.2...	Version
Order No.	<a href="#">1190600000</a>	PCB plug-in connector, male header, Flange, THT/THR solder
GTIN (EAN)	4032248973415	connection, 5.08 mm, Number of poles: 16, 180°, Solder pin length
Qty.	10 ST	(l): 3.2 mm, tinned, black, Box

### SLS 5.08/180F



Male plugs with clamping-yoke screw wire-connect system. The male plugs provide space for labelling and can be coded.

#### General ordering data

Type	SLS 5.08/16/180F SN OR ...	Version
Order No.	<a href="#">1846500000</a>	PCB plug-in connector, male plug, 5.08 mm, Number of poles: 16,
GTIN (EAN)	4032248362806	180°, Clamping yoke connection, Clamping range, max. : 3.31 mm²,
Qty.	18 ST	Box

## BLT 5.08HC/16/180F SN OR BX

**Weidmüller Interface GmbH & Co. KG**  
Klingenbergstraße 26  
D-32758 Detmold  
Germany

## Counterpart

[www.weidmueller.com](http://www.weidmueller.com)

### SLS 5.08/180FI



Male plugs with clamping-yoke screw wire-connect system. The male plugs provide space for labelling and can be coded.

### General ordering data

Type	SLS 5.08/16/180FI SN OR...	Version
Order No.	<a href="#">1846350000</a>	PCB plug-in connector, male plug, 5.08 mm, Number of poles: 16,
GTIN (EAN)	4032248362639	180°, Clamping yoke connection, Clamping range, max. : 3.31 mm²,
Qty.	18 ST	Box