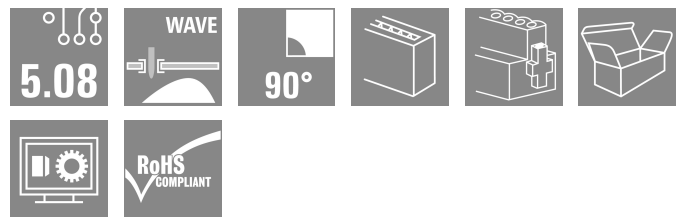



**BLL 5.08/10/90FI 3.2SN OR BX**

**Weidmüller Interface GmbH & Co. KG**  
 Klingenbergstraße 26  
 D-32758 Detmold  
 Germany

www.weidmueller.com

**Product image**



Female header for PCB mounting. The solder pin length is optimised for wave flow soldering.

**General ordering data**

|              |   |
|--------------|---|
| Version      | PCB plug-in connector, female header, Inverted flange, THT solder connection, 5.08 mm, Number of poles: 10, 90°, Solder pin length (l): 3.2 mm, tinned, orange, Box |
| Order No.    | <a href="#">1843830000</a>  |
| Type         | BLL 5.08/10/90FI 3.2SN OR BX  |
| GTIN (EAN)   | 4032248355587   |
| Qty.         | 30 items  |
| Product data | IEC: 400 V / 23 A<br>UL: 300 V / 15 A   |
| Packaging    | Box   |

Creation date 17.02.2026 08:53:22 MEZ

Catalogue status / Drawings

## BLL 5.08/10/90FI 3.2SN OR BX

Weidmüller Interface GmbH & Co. KG  
Klingenbergstraße 26  
D-32758 Detmold  
Germany

www.weidmueller.com

## Technical data

## Approvals

Approvals



|                       |                            |
|-----------------------|----------------------------|
| ROHS                  | Conform                    |
| UL File Number Search | <a href="#">UL Website</a> |
| Certificate No. (UR)  | E60693                     |

## Dimensions and weights

|            |      |
|------------|------|
| Net weight | 12 g |
|------------|------|

## Environmental Product Compliance

|                                      |                                      |
|--------------------------------------|--------------------------------------|
| RoHS Compliance Status               | Compliant with exemption             |
| RoHS Exemption (if applicable/known) | 6c                                   |
| REACH SVHC                           | Lead 7439-92-1                       |
| SCIP                                 | 0b9f9fbb-9843-4953-ae55-e10a8ae27fe7 |

## System specifications

| Product family                             | OMNIMATE Signal - series<br>BL/SL 5.08 | Type of connection                           | Board connection             |
|--|--|--|------------------------------|
| Mounting onto the PCB                      | THT solder connection                  | Pitch in mm (P)                              | 5.08 mm                      |
| Pitch in inches (P)                        | 0.200 "                                | Outgoing elbow                               | 90°                          |
| Number of poles                            | 10                                     | Number of solder pins per pole               | 2                            |
| Solder pin length (l)                      | 3.2 mm                                 | Solder pin length tolerance                  | +0.1 / -0.3 mm               |
| Solder pin dimensions                      | 0.4 x 1.00 mm                          | Solder eyelet hole diameter (D)              | 1.3 mm                       |
| Solder eyelet hole diameter tolerance (D)  | + 0,1 mm                               | L1 in mm                                     | 45.72 mm                     |
| L1 in inches                               | 1.800 "                                | Number of rows                               | 1                            |
| Pin series quantity                        | 1                                      | Touch-safe protection acc. to DIN VDE 57 106 | Safe from back-of-hand touch |
| Touch-safe protection acc. to DIN VDE 0470 | IP20 plugged                           | Protection degree                            | IP20                         |
| Volume resistance                          | ≤5 mΩ                                  | Can be coded                                 | Yes                          |
| Plugging cycles                            | 25                                     | Plugging force/pole, max.                    | 5 N                          |
| Pulling force/pole, max.                   | 5 N                                    |  |                              |

## Material data

|                                       |                            |                                       |                            |
|---------------------------------------|----------------------------|---------------------------------------|----------------------------|
| Insulating material                   | PBT GF                     | Colour                                | orange                     |
| Colour chart (similar)                | RAL 2000                   | Insulating material group             | IIIa                       |
| Comparative Tracking Index (CTI)      | ≥ 200                      | Insulation resistance                 | 108 Ω                      |
| Moisture Level (MSL)                  |                            | UL 94 flammability rating             | V-0                        |
| Contact material                      | Copper alloy               | Contact surface                       | tinned                     |
| Layer structure of solder connection  | 4...6 μm Sn hot-dip tinned | Layer structure of plug contact       | 4...6 μm Sn hot-dip tinned |
| Storage temperature, min.             | -40 °C                     | Storage temperature, max.             | 70 °C                      |
| Operating temperature, min.           | -50 °C                     | Operating temperature, max.           | 100 °C                     |
| Temperature range, installation, min. | -25 °C                     | Temperature range, installation, max. | 100 °C                     |

## Rated data acc. to IEC

|   |                        |   |      |
|---|------------------------|---|------|
| tested acc. to standard                       | IEC 60664-1, IEC 61984 | Rated current, min. number of poles (Tu=20°C) | 23 A |
| Rated current, max. number of poles (Tu=20°C) | 16 A                   | Rated current, min. number of poles (Tu=40°C) | 20 A |

**BLL 5.08/10/90FI 3.2SN OR BX**

**Weidmüller Interface GmbH & Co. KG**  
 Klingenbergstraße 26  
 D-32758 Detmold  
 Germany

www.weidmueller.com

**Technical data**

|   |       |   |                   |
|---|-------|---|-------------------|
| Rated current, max. number of poles (Tu=40°C)                             | 14 A  | Rated voltage for surge voltage class / pollution degree II/2         | 400 V             |
| Rated voltage for surge voltage class / pollution degree III/2            | 320 V | Rated voltage for surge voltage class / pollution degree III/3        | 250 V             |
| Rated impulse voltage for surge voltage class/ pollution degree II/2      | 4 V   | Rated impulse voltage for surge voltage class/ pollution degree III/2 | 4 kV              |
| Rated impulse voltage for surge voltage class/ contamination degree III/3 | 4 kV  | Short-time withstand current resistance                               | 3 x 1s with 120 A |

**Rated data acc. to CSA**

|                                   |  |                                   |                |
|-----------------------------------|--|-----------------------------------|----------------|
| Institute (CSA)                   | CSA  | Certificate No. (CSA)             | 200039-1121690 |
| Rated voltage (Use group B / CSA) | 300 V  | Rated voltage (Use group D / CSA) | 300 V          |
| Rated current (Use group B / CSA) | 15 A   | Rated current (Use group D / CSA) | 10 A           |
| Reference to approval values      | Specifications are maximum values, details - see approval certificate. |                                   |                |

**Rated data acc. to UL 1059**

|                                       |  |                                       |        |
|---------------------------------------|--|---------------------------------------|--------|
| Institute (UR)                        | UR   | Certificate No. (UR)                  | E60693 |
| Rated voltage (Use group B / UL 1059) | 300 V  | Rated voltage (Use group D / UL 1059) | 300 V  |
| Rated current (Use group B / UL 1059) | 15 A   | Rated current (Use group D / UL 1059) | 10 A   |
| Reference to approval values          | Specifications are maximum values, details - see approval certificate. |                                       |        |

**Packing**

|           |           |            |           |
|-----------|-----------|------------|-----------|
| Packaging | Box       | VPE length | 348.00 mm |
| VPE width | 137.00 mm | VPE height | 30.00 mm  |

**Important note**

IPC conformity  
 Conformity: The products are developed, manufactured and delivered according international recognized standards and norms and comply with the assured properties in the data sheet resp. fulfill decorative properties in accordance with IPC-A-610 "Class 2". Further claims on the products can be evaluated on request.

- Notes
- Additional variants on request
  - Gold-plated contact surfaces on request
  - Rated current related to rated cross-section & min. No. of poles.
  - P on drawing = pitch
  - Rated data refer only to the component itself. Clearance and creepage distances to other components are to be designed in accordance with the relevant application standards.
  - In accordance with IEC 61984, OMNIMATE-connectors are connectors without breaking capacity (COC). During designated use, connectors are not allowed to be engaged or disengaged when live or under load
  - Long term storage of the product with average temperature of 50 °C and maximum humidity 70%, 36 months

**Classifications**

|             |             |             |             |
|-------------|-------------|-------------|-------------|
| ETIM 8.0    | EC002637    | ETIM 9.0    | EC002637    |
| ETIM 10.0   | EC002637    | ECLASS 14.0 | 27-46-02-01 |
| ECLASS 15.0 | 27-46-02-01 |             |             |


**BLL 5.08/10/90FI 3.2SN OR BX**

**Weidmüller Interface GmbH & Co. KG**  
Klingenbergstraße 26  
D-32758 Detmold  
Germany

[www.weidmueller.com](http://www.weidmueller.com)

**Drawings**

**Product image**



**Dimensional drawing**



**Example of use**

