

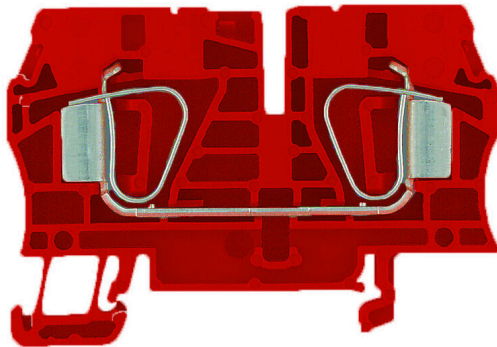
ZDU 6 RT**Weidmüller Interface GmbH & Co. KG**

Klingenbergstraße 26

D-32758 Detmold

Germany

www.weidmueller.com

Product image

To feed through power, signal, and data is the classical requirement in electrical engineering and panel building. The insulating material, the connection system and the design of the terminal blocks are the differentiating features. A feed-through terminal block is suitable for joining and/or connecting one or more conductors. They could have one or more connection levels that are on the same potential or insulated against one another.

General ordering data

Version	Feed-through terminal, Tension-clamp connection, 6 mm ² , 800 V, 41 A, red
Order No.	1830420000
Type	ZDU 6 RT
GTIN (EAN)	4032248492596
Qty.	50 items

ZDU 6 RT

Weidmüller Interface GmbH & Co. KG
 Klingenbergstraße 26
 D-32758 Detmold
 Germany

www.weidmueller.com

Technical data

Approvals

Approvals



ROHS	Conform
UL File Number Search	UL Website
Certificate No. (cURus)	E60693

Dimensions and weights

Depth	45 mm	Depth (inches)	1.7716 inch
Depth including DIN rail	45.5 mm	Height	65 mm
Height (inches)	2.5591 inch	Width	8.1 mm
Width (inches)	0.3189 inch	Net weight	15.91 g

Temperatures

Storage temperature	-25 °C...55 °C	Ambient temperature	-50 °C...75 °C
Continuous operating temp., min.	-50 °C	Continuous operating temp., max.	120 °C

Environmental Product Compliance

RoHS Compliance Status	Compliant without exemption
REACH SVHC	No SVHC above 0.1 wt%

Material data

Basic material	Wemid	Colour	red
UL 94 flammability rating	V-0		

Rating data IECEx/ATEX

Certificate No. (ATEX)	DEMKO15ATEX1467U	Certificate No. (IECEX)	IECEXULD15.0008U
Max. voltage (ATEX)	550 V	Current (ATEX)	39 A
Wire cross section max. (ATEX)	10 mm ²	Max. voltage (IECEX)	550 V
Current (IECEX)	39 A	Wire cross section max. (IECEX)	10 mm ²
Marking EN 60079-7	Ex eb II C Gb	Ex 2014/34/EU label	II 2 G D

System specifications

Version	Tension-clamp connection, for plug-in cross-connector, One end without connector	End cover plate required	Yes
Number of potentials	1	Number of levels	1
Number of clamping points per level	2	Number of potentials per tier	1
Levels cross-connected internally	No	Mounting rail	TS 35

Additional technical data

Explosion-tested version	Yes	Type of mounting	Snap-on
--------------------------	-----	------------------	---------

ZDU 6 RT

Weidmüller Interface GmbH & Co. KG

Klingenbergstraße 26
D-32758 Detmold
Germany

www.weidmueller.com

Technical data

CSA rating data

Wire cross section max. (CSA)	8 AWG	Voltage size C (CSA)	600 V
Current size C (CSA)	50 A	Certificate No. (CSA)	200039-1152892
Voltage size B (CSA)	600 V	Current size B (CSA)	50 A
Voltage size D (CSA)	600 V	Current size D (CSA)	5 A
Wire cross section min. (CSA)	20 AWG		

Conductors for clamping (additional connection)

Connection type, additional connection Tension-clamp connection

Conductors for clamping (rated connection)

Wire connection cross section AWG, max.	AWG 8	Connection direction	top
Stripping length	13 mm	Type of connection	Tension-clamp connection
Number of connections	2	Clamping range, max.	10 mm ²
Clamping range, min.	0.22 mm ²	Blade size	0.6 x 3.5 mm
Wire connection cross section AWG, min.	AWG 22	Wire connection cross-section, finely stranded with wire-end ferrules DIN 46228/4, max.	6 mm ²
Wire connection cross-section, finely stranded with wire-end ferrules DIN 46228/4, min.	0.22 mm ²	Wire connection cross-section, finely stranded with wire-end ferrules DIN 46228/1, max.	6 mm ²
Wire connection cross-section, finely stranded with wire-end ferrules DIN 46228/1, min.	0.22 mm ²	Wire connection cross section, finely stranded, max.	6 mm ²
Wire connection cross section, finely stranded, min.	0.22 mm ²	Connection cross-section, stranded, max.	6 mm ²
Connection cross-section, stranded, min.	0.22 mm ²	Twin wire-end ferrules, max.	2.5 mm ²
Twin wire-end ferrules, min.	0.5 mm ²	Wire connection cross-section, solid core, max.	10 mm ²
Wire connection cross-section, solid core, min.	0.22 mm ²	Connection cross-section, finely stranded, min.	0.22 mm ²

General

Wire connection cross section AWG, max.	AWG 8	Wire connection cross section AWG, min.	AWG 22
Standards	IEC 60947-7-1	Mounting rail	TS 35

Rating data

Rated cross-section	6 mm ²	Rated voltage	800 V
Rated DC voltage	800 V	Nominal current	41 A
Current at maximum wires	41 A	Standards	IEC 60947-7-1
Volume resistance according to IEC 60947-7-x	0.78 mΩ	Power loss in accordance with IEC 60947-7-x	1.31 W

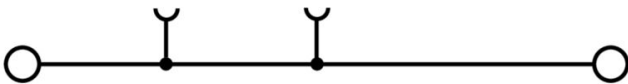
UL rating data

Certificate No. (cURus)	E60693
-------------------------	--------

Classifications

ETIM 8.0	EC000897	ETIM 9.0	EC000897
ETIM 10.0	EC000897	ECLASS 14.0	27-25-01-01
ECLASS 15.0	27-25-01-01		

Drawings



ZDU 6 RT

Weidmüller Interface GmbH & Co. KG

Klingenbergstraße 26

D-32758 Detmold

Germany

www.weidmueller.com

Accessories

Cross-connections



The distribution or multiplication of a potential to adjoining terminal blocks is realized via a cross-connection. Additional wiring effort can be easily avoided. Even if the poles are broken out, contact reliability in the terminal blocks is still ensured. Our portfolio offers pluggable and screwable cross-connection systems for modular terminal blocks.

General ordering data

Type	ZQV 6/2 GE	Version
Order No.	1627850000	Accessories, Cross-connector, 41 A
GTIN (EAN)	4008190200428	
Qty.	60 ST	
Type	ZQV 6/3 GE	Version
Order No.	1627860000	Accessories, Cross-connector, 41 A
GTIN (EAN)	4008190200435	
Qty.	60 ST	
Type	ZQV 6/4 GE	Version
Order No.	1627870000	Accessories, Cross-connector, 41 A
GTIN (EAN)	4008190200442	
Qty.	60 ST	
Type	ZQV 6/24 GE	Version
Order No.	1908990000	Accessories, Cross-connector, 41 A
GTIN (EAN)	4032248535309	
Qty.	10 ST	
Type	ZQV 6/32 GE	Version
Order No.	1733640000	Accessories, Cross-connector, 41 A
GTIN (EAN)	4008190994334	
Qty.	10 ST	

End plates and partition plates



Partition plates and end plates are essential accessories for terminal blocks. Partition plates provide optical and electrical separation of different potentials and functional groups, increasing safety and ensuring a clear structure inside the control cabinet. End plates close the terminal block row on the sides, protect against contact with live parts, and ensure a clean, stable finish. Both components are precisely matched to the respective Weidmüller terminal block series, contributing to safe, compliant, and professional wiring.

General ordering data

Type	ZAP/TW 5	Version
Order No.	1608830000	Z-series, End plate, Partition plate
GTIN (EAN)	4008190207045	
Qty.	50 ST	

ZDU 6 RT

Weidmüller Interface GmbH & Co. KG
 Klingenbergstraße 26
 D-32758 Detmold
 Germany

www.weidmueller.com

Accessories

Type	ZAP/TW 5 BL	Version
Order No.	1608840000	Z-series, End plate, Partition plate
GTIN (EAN)	4008190207038	
Qty.	50 ST	
Type	ZAP/TW 5 OR	Version
Order No.	1608850000	Z-series, End plate, Partition plate
GTIN (EAN)	4008190208356	
Qty.	50 ST	

End bracket



Weidmüller's range of products includes end brackets that guarantee a permanent, reliable mounting on the terminal rail and prevent sliding. Versions with and without screws are available. The end brackets include marking options, also for group markers, and also a test plug holder.

General ordering data

Type	EW 35	Version
Order No.	0383560000	End bracket, beige, TS 35, V-2, Wemid, Width: 8.5 mm, 100 °C
GTIN (EAN)	4008190181314	
Qty.	50 ST	
Type	EW 35 GR 7032	Version
Order No.	0383530000	End bracket, grey, TS 35, V-0, Wemid, Width: 9 mm, 120 °C
GTIN (EAN)	4008190027322	
Qty.	50 ST	
Type	EW 35/SCHA/M3	Version
Order No.	0258660000	End bracket, beige, TS 35, V-2, Wemid, Width: 16.5 mm, 100 °C
GTIN (EAN)	4008190033477	
Qty.	20 ST	
Type	WEW 35/1	Version
Order No.	1059000000	End bracket, dark beige, TS 35, V-2, Wemid, Width: 12 mm, 100 °C
GTIN (EAN)	4008190172282	
Qty.	50 ST	
Type	WEW 35/2	Version
Order No.	1061200000	End bracket, dark beige, TS 35, HB, Wemid, Width: 8 mm, 100 °C
GTIN (EAN)	4008190030230	
Qty.	50 ST	
Type	ZEW 35	Version
Order No.	9540000000	End bracket, dark beige, TS 35, V-2, Wemid, Width: 6 mm, 100 °C
GTIN (EAN)	4008190956264	
Qty.	20 ST	
Type	ZEW 35/2	Version
Order No.	8630740000	End bracket, dark beige, TS 35, V-2, Wemid, Width: 8 mm, 100 °C
GTIN (EAN)	4032248348916	
Qty.	20 ST	

ZDU 6 RT

Weidmüller Interface GmbH & Co. KG

Klingenbergstraße 26

D-32758 Detmold

Germany

www.weidmueller.com

Accessories

Testadapter and testsockets




Test adapters and test plugs are used for the electrical connection between terminal blocks and the test equipment. In this way, an electrical contact can be established in the wired state and measurements can be done easily.

General ordering data

Type	ZTA 3 ZDU6	Version	
Order No.	1654050000	Accessories, Test adapter, 9 A	
GTIN (EAN)	4008190420406		
Qty.	25 ST		

Warning cover



Warning covers with a flash symbol provide more safety for man and machine. They are used where external voltage must be indicated within the application.

General ordering data

Type	ZAD 3/4	Version	
Order No.	1609120000	Z-series, Cover	
GTIN (EAN)	4008190209056		
Qty.	20 ST		

ZGB pivotable group tag holder



The ZGB 15 is a hinged group tag carrier. The tag carrier can hold the dekafix 5, WS 12/5 terminal markers or the inlay tag ESO 15.

The ZGB 30 is a hinged group tag carrier. The tag carrier can hold the dekafix 5, WS 12/5 terminal markers or the inlay tag ESO 7.

Inlay tags and protective strips can be found under "Accessories".

General ordering data

Type	ZGB 30/3.5	Version	
Order No.	1778290000	Terminal markers, Terminal marker, 32 x 7 mm, Pitch in mm (P): 3.50	
GTIN (EAN)	4032248161065	white	
Qty.	20 ST		

ZDU 6 RT

Weidmüller Interface GmbH & Co. KG
 Klingenbergstraße 26
 D-32758 Detmold
 Germany

Accessories

www.weidmueller.com

STR transparent strips



General ordering data

Type	STR 7 F.SCHT 7	Version	
Order No.	0515300000	Terminal markers, Protective cap, 27 x 6.3 mm, Transparent	
GTIN (EAN)	4008190182175		
Qty.	20 ST		

Blank



The Dekafix (DEK) marker is the universal marker for all conductor and plug-in connectors as well as for electronic sub-assemblies. The system is ideal for short number sequences and covers a wide range of ready-printed markers.

Strips for fast installation in only one work step. The printing is easy to read, rich in contrast and available in various widths.

- Large range of ready-to-use markers
 - Strips for fast installation
 - Terminal markers, suitable for all Weidmüller cable connectors
 - Available as blank MultiCard or with standard printing
- For custom printing: Please send us a file of our labeling software M-Print PRO or M-Print PRO Online (without installation) for your labeling specifications.

General ordering data

Type	DEK 5/8 MC NE WS	Version	
Order No.	1856740000	Dekafix, Terminal marker, 5 x 8 mm, Pitch in mm (P): 8.00	
GTIN (EAN)	4032248400850	Weidmueller, white	
Qty.	800 ST		
Type	ZS 15/5 MC NE WS	Version	
Order No.	1646630000	ZS, Terminal marker, 15 x 5 mm, Pitch in mm (P): 5.00 Weidmueller,	
GTIN (EAN)	4008190401214	Allen-Bradley, white	
Qty.	480 ST		

ZDU 6 RT

Weidmüller Interface GmbH & Co. KG
 Klingenbergstraße 26
 D-32758 Detmold
 Germany

www.weidmueller.com

Accessories

ZGB pivotable group tag holder



The ZGB 15 is a hinged group tag carrier. The tag carrier can hold the dekafix 5, WS 12/5 terminal markers or the inlay tag ESO 15.


The ZGB 30 is a hinged group tag carrier. The tag carrier can hold the dekafix 5, WS 12/5 terminal markers or the inlay tag ESO 7.

Inlay tags and protective strips can be found under "Accessories".

General ordering data

Type	ZGB 15	Version
Order No.	1636530000	Terminal markers, Terminal marker, 15 x 7 mm, Pitch in mm (P): 5.00
GTIN (EAN)	4008190297053	Weidmueller, white
Qty.	20 ST	
Type	ZGB 30	Version
Order No.	1611930000	Terminal markers, Terminal marker, 32 x 7 mm, Pitch in mm (P): 5.00
GTIN (EAN)	4008190002251	Weidmueller, white
Qty.	20 ST	

Marker holder



The marker holder offer the possibility of additional mounting of standard markers with a pitch of 5 or 5.1 mm. The angled holders can be optionally snapped together and could be mounted in all standard marking channels of the Klippon® Connect modular terminal blocks. Fitting marker types could be found under the respective accessories of the designation marking holder.

General ordering data

Type	BZT 1 WS 10/5	Version
Order No.	1805490000	Accessories, Marker holder
GTIN (EAN)	4032248270231	
Qty.	100 ST	
Type	BZT 2 WS 10/5	Version
Order No.	1805480000	Accessories, Marker holder
GTIN (EAN)	4032248270224	
Qty.	100 ST	


ZDU 6 RT

Weidmüller Interface GmbH & Co. KG
 Klingenbergstraße 26
 D-32758 Detmold
 Germany

www.weidmueller.com

Accessories

Blank



WS markers are the perfect match for the W-series connectors. Thanks to their system compatibility, the WS tags can also be used with the I-series and the Z-series. The large marking surfaces do not only permit long character strings but also multi-line text. WS markers are ideal for labels with long, customised character strings. Thanks to the proven MultiCard format, printing with PrintJet CONNECT oder/or Plotter is possible.

- Can be fitted in strips or individually
- Markers in proven MultiCard format

For custom printing: Please send us a file of our labeling software M-Print PRO or M-Print PRO Online (without installation) for your labeling specifications.

General ordering data

Type	WS 10/8 PLUS MC NE WS	Version
Order No.	1905950000	WS, Terminal marker, 10 x 8 mm, Pitch in mm (P): 8.00 Weidmueller,
GTIN (EAN)	4032248528103	white
Qty.	420 ST	

Custom printing



WS markers are the perfect match for the W-series connectors. Thanks to their system compatibility, the WS tags can also be used with the I-series and the Z-series. The large marking surfaces do not only permit long character strings but also multi-line text. WS markers are ideal for labels with long, customised character strings. Thanks to the proven MultiCard format, printing with PrintJet CONNECT oder/or Plotter is possible.

- Can be fitted in strips or individually
- Markers in proven MultiCard format

For custom printing: Please send us a file of our labeling software M-Print PRO or M-Print PRO Online (without installation) for your labeling specifications.

General ordering data

Type	WS 10/8 PLUS MC SDR	Version
Order No.	1906030000	WS, Terminal marker, 10 x 8 mm, Pitch in mm (P): 8.00 Weidmueller,
GTIN (EAN)	4032248528196	To customer specification
Qty.	84 ST	

ZDU 6 RT

Weidmüller Interface GmbH & Co. KG
 Klingenbergstraße 26
 D-32758 Detmold
 Germany

www.weidmueller.com

Accessories

Marker holder



The marker holder offer the possibility of additional mounting of standard markers with a pitch of 5 or 5.1 mm. The angled holders can be optionally snapped together and could be mounted in all standard marking channels of the Klippon® Connect modular terminal blocks. Fitting marker types could be found under the respective accessories of the designation marking holder.

General ordering data

Type	BZT 1 ZA WS 10/5	Version	
Order No.	1805520000	Accessories, Marker holder	
GTIN (EAN)	4032248270248		
Qty.	100 ST		

DEK 5/8



WS/ DEK

MultiMark terminal markers use an innovative composite material made from two components. The hard base contour of the marker snaps securely into the connector. The elastic surface finish makes the marker easy to mount. This specially punched material enables the strips to be stretched to accommodate the slight variations in spacing that tend to add up, especially with long terminal blocks. Another advantage: the excellent printability of the surface material guarantees durable and wear-resistant labelling. A print resolution of 300 dpi also produces a very legible script.

Your benefits with MultiMark

- Firm hold and durable printing
- Continuous strips save installation time
- Easy mounting thanks to an innovative composite material
- Large label field for optimal legibility
- High flexibility thanks to manufacturer independence

General ordering data

Type	DEK 5/8 MM WS	Version	
Order No.	2007130000	Dekafix, Terminal marker, 5 x 8 mm, Weidmueller, white	
GTIN (EAN)	4050118392012		
Qty.	500 ST		

ZDU 6 RT

Weidmüller Interface GmbH & Co. KG
Klingenbergstraße 26
D-32758 Detmold
Germany

www.weidmueller.com

Accessories

Slotted screwdriver



Slotted screwdriver with rounded blade SD DIN 5265, ISO 2380/2, output to DIN 5264, ISO 2380/1. ChromTop tip, SoftFinish grip

General ordering data

Type	SDS 1.0X5.5X150	Version	
Order No.	2749380000	Screwdriver, Blade width (B): 5.5 mm, Blade length: 150 mm, Blade thickness (A): 1 mm	
GTIN (EAN)	4050118895605		
Qty.	1 ST		