Data sheet

SAIL-M8GM8G-3-5.7U

Weidmüller Interface GmbH & Co. KG
Klingenbergstraße 26
D-32758 Detmold
Germany

www.weidmueller.com





Sensor/actuator cables are used for wiring sensors and actuators and for transmitting data or power in various applications. The moulded cable offers connected and tested connection of the plug-in connector to the cable ex-works. The cables may be exposed to a wide range of conditions, such as humidity, dust, heat, cold, shock or vibration.
Our developers have focused specifically on this issue and designed a host of different M8 and M12 sensor-actuator cables so you are bound to find the solution you need for your application.
Is there something you have not managed to find or you feel needs explanation? Talk to us!

General ordering data

Version	Sensor/actuator line, Connecting line, M8 / M8, Number of poles : 3, 5.7 m, pin, straight - socket, straight, Shielded: No, LED: No, Sheath material: PUR, Halogen: No
Order No.	1824570570
Type	SAIL-M8GM8G-3-5.7U
GTIN (EAN)	4050118566567
Qty.	1 items
Delivery status	This article will no longer be available in the future.
Last order date	2026-09-30T00:00:00+02:00
Alternative product	SAIL-M8GM8G-3-5.0U

Data sheet

SAIL-M8GM8G-3-5.7U

Weidmüller Interface GmbH & Co. KG
Klingenbergstraße 26
D-32758 Detmold
Germany

www.weidmueller.com

Technical data

Approvals

Approvals	
ROHS	Conform

Dimensions and weights

Diameter	3.6 mm	Net weight	127.9 g

Environmental Product Compliance

RoHS Compliance Status	Compliant with exemption
RoHS Exemption (if applicable/known)	6c
REACH SVHC	Lead 7439-92-1
SCIP	1c533b66-fcff-4da5-b89f-fd55fbf5cb55

Technical specifications for cable

Cable length	5.7 m	Sheathing colour	black (similar to RAL 9005)
Resistance to oils	Yes	Suitable for cable carriers	Yes
Core cross-section	0.25 mm²	Shielded	No
Halogen	No	Insulation	PP
Acceleration	5 m/s²	Bending radius, min., moving	10 x cable diameter
Bending radius, min., stationary	5 x cable diameter	Bending cycles	5 Mio
Resistance to spread of flame	in accordance with IEC 60332-2-2, In accordance with UL1581 UL / CUL FT2	Speed	3.33 m/s
Sheath material	PUR	Cable length configurable	No
Hydrolysis and microbe resistant	Yes	Outer cladding in accordance with UL AWM style	20549 (80 °C / 300 V)
Core in accordance with UL AWM style	10493 (80 °C / 300 V)	Irradiation crosslinked	No
Welding spark resistance	No	Drain wire integrated	No
Colour coding	brown, blue, black	Torsion resistance	180 °/m
Temperature range, stationary	-50...80 °C	Resistant to welding beads	No
Bending cycles at torsion	> 5 Mio.	Temperature range, moving	-25...60 °C
Torsional length	1 m	Number of poles	3
Outside diameter	3.6 mm + 0.15 mm		

General technical data

Coding	A-coded	Connection thread	M8 / M8
Contact surface	Gold-plated	LED	No
Version	pin, straight - socket, straight	Housing main material	PUR
Insulation resistance	108 Ω	Nominal voltage	60 V
Nominal current	4 A	Protection degree	IP69, IP65, IP66
Plugging cycles	≥ 100	Pollution severity	3
Threaded ring material	Brass, nickel-plated	Temperature range of housing	-25...+85 °C

Electrical properties

Insulation resistance	108 Ω	Nominal voltage	60 V

SAIL-M8GM8G-3-5.7U

Weidmüller Interface GmbH & Co. KG
Klingenbergstraße 26
D-32758 Detmold
Germany

www.weidmueller.com

Technical data

Plug, left

Plug left	M8, IP69, male contact, straight, Plastic, unshielded

Plug, right

Plug right	M8, IP69, female contact, straight, Plastic, unshielded

Classifications

ETIM 8.0	EC001855	ETIM 9.0	EC001855
ETIM 10.0	EC001855	ECLASS 14.0	27-06-03-11
ECLASS 15.0	27-06-03-11		

SAIL-M8GM8G-3-5.7U

Weidmüller Interface GmbH & Co. KG
Klingenbergstraße 26
D-32758 Detmold
Germany

www.weidmueller.com

Drawings

Dimensioned drawing

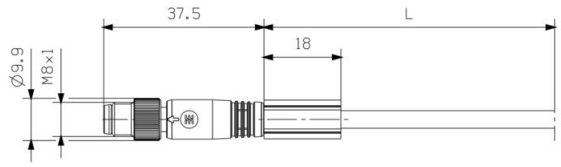

Male, straight

Dimensioned drawing

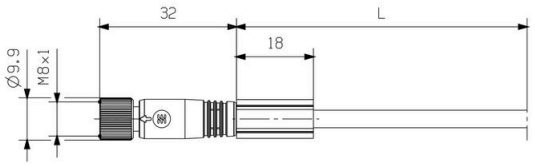

Straight socket

Pole scheme

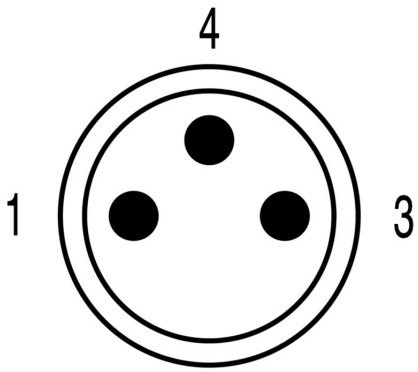

Male

Pole scheme

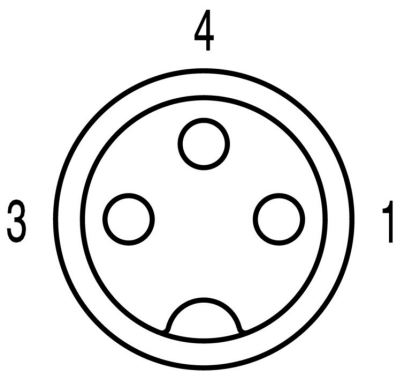

Socket

SAIL-M8GM8G-3-5.7U

Weidmüller Interface GmbH & Co. KG
Klingenbergstraße 26
D-32758 Detmold
Germany

www.weidmueller.com

Drawings

Wiring diagram

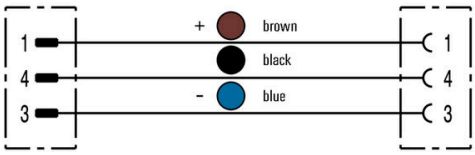

The ideal tool: Screwty ® with torque function



Light, securely screwed-in round plug-in connectors. Screwty set DM / VPE: 1 / Order No.: 1920000000 Adapters: M12, M12 F, M8, M8 F