

WDU 240 BL**Weidmüller Interface GmbH & Co. KG**Klingenbergstraße 26
D-32758 Detmold
Germany

www.weidmueller.com

Product image

More and more components need to be housed within a confined space, in switchgear and panels. As part of the power feed-in, connecting conductors is becoming increasingly challenging, especially for large cross-sections. Our comprehensive range of connection solutions also enables convenient wiring in challenging space conditions. The compact design and the combination of many practical handling benefits make the supply of power to switchgear and panels simple, efficient, and space-saving.

General ordering data

Version	Feed-through terminal block, Screw connection, blue, 240 mm ² , 415 A, 1000 V, Number of connections: 2
Order No.	1822210000
Type	WDU 240 BL
GTIN (EAN)	4032248326969
Qty.	2 items

Technical data

Approvals

Approvals



ROHS	Conform
UL File Number Search	UL Website
Certificate No. (UR)	E175455

Dimensions and weights

Depth	123.7 mm	Depth (inches)	4.8701 inch
Depth including DIN rail	124 mm	Height	100 mm
Height (inches)	3.937 inch	Width	36 mm
Width (inches)	1.4173 inch	Net weight	498.5 g

Temperatures

Storage temperature	-25 °C...55 °C	Ambient temperature	-5 °C...40 °C
Continuous operating temp., min.	-60 °C	Continuous operating temp., max.	120 °C

Environmental Product Compliance

RoHS Compliance Status	Compliant without exemption
REACH SVHC	No SVHC above 0.1 wt%

Material data

Basic material	Wemid	Colour	blue
UL 94 flammability rating	V-0		

Rating data IECEx/ATEX

Certificate No. (ATEX)	KEMA01ATEX2186U	Max. voltage (ATEX)	1100 V
Current (ATEX)	350 A	Wire cross section max. (ATEX)	240 mm²
Marking EN 60079-7	Ex e II	Ex 2014/34/EU label	II 2 G D

System specifications

Version	Screw connection, for screwable cross-connection, in closed state	End cover plate required	No
Number of potentials	1	Number of levels	1
Number of clamping points per level	2	Number of potentials per tier	1
Levels cross-connected internally	No	PE connection	No
Mounting rail	TS 32, TS 35	N-function	Yes
PE function	No	PEN function	Yes

Additional technical data

Open sides	closed	Number of similar terminals	1
Explosion-tested version	Yes	Type of mounting	Snap-on

WDU 240 BL

Weidmüller Interface GmbH & Co. KG

Klingenbergstraße 26

D-32758 Detmold

Germany

www.weidmueller.com

Technical data

CSA rating data

Wire cross section max. (CSA)	500 kcmil	Voltage size C (CSA)	600 V
Current size C (CSA)	400 A	Certificate No. (CSA)	213329
Wire cross section min. (CSA)	0 AWG		

Conductors for clamping (additional connection)

Connection type, additional connection Screw connection

Conductors for clamping (rated connection)

Gauge to IEC 60947-1	B 15			
Wire connection cross section AWG, max.	kcmil 500			
Connection direction	on side			
Tightening torque, max.	30 Nm			
Tightening torque, min.	25 Nm			
Stripping length	40 mm			
Type of connection	Screw connection			
Number of connections	2			
Clamping range, max.	240 mm ²			
Clamping range, min.	70 mm ²			
Clamping screw	M 10			
Blade size	S8 (DIN 69 11)			
Wire connection cross section AWG, min.	AWG 2/0			
Wire connection cross-section, finely stranded with wire-end ferrules DIN 46228/4, max.	185 mm ²			
Wire connection cross-section, finely stranded with wire-end ferrules DIN 46228/4, min.	70 mm ²			
Wire connection cross-section, finely stranded with wire-end ferrules DIN 46228/1, max.	185 mm ²			
Wire connection cross-section, finely stranded with wire-end ferrules DIN 46228/1, min.	70 mm ²			
Wire connection cross section, finely stranded, max.	240 mm ²			
Wire connection cross section, finely stranded, min.	70 mm ²			
Connection cross-section, stranded, max.	240 mm ²			
Connection cross-section, stranded, min.	70 mm ²			
Wire connection cross-section, solid core, max.	185 mm ²			
Wire connection cross-section, solid core, min.	70 mm ²			
Connection cross-section, finely stranded, min.	70 mm ²			
Clampable conductor	Connection specification	Screw connection		
	Cross-section for conductor connection	Type	stranded, H07V-R	
		min.	70 mm ²	
		max.	240 mm ²	
		nominal	240 mm ²	
	wire end ferrule	Stripping length	min.	40 mm
			max.	40 mm
			nominal	40 mm

WDU 240 BL

Weidmüller Interface GmbH & Co. KG

Klingenbergstraße 26

D-32758 Detmold

Germany

www.weidmueller.com

Technical data

		Tightening torque	min. 25 Nm max. 30 Nm
Connection specification	Screw connection		
Cross-section for conductor connection	Type	flexible, H05(07) V-K	
	min.	70 mm ²	
	max.	240 mm ²	
	nominal	240 mm ²	
wire end ferrule	Stripping length	min.	40 mm
		max.	40 mm
		nominal	40 mm
	Tightening torque	min.	25 Nm
		max.	30 Nm

General

Wire connection cross section AWG, max.	kcmil 500	Wire connection cross section AWG, min.	AWG 2/0
Standards	IEC 60947-7-1	Mounting rail	TS 32, TS 35

Rating data

Rated cross-section	240 mm ²	Rated voltage	1000 V
Rated DC voltage	1000 V	Nominal current	415 A
Current at maximum wires	415 A	Standards	IEC 60947-7-1
Volume resistance according to IEC 60947-7-x	0.08 mΩ	Rated impulse withstand voltage	8 kV
Power loss in accordance with IEC 60947-7-x	13.28 W	Pollution severity	3

UL rating data

Wire cross section max. (UR)	500 kcmil	Current size C (UR)	380 A
Voltage size C (UR)	600 V	Certificate No. (UR)	E175455

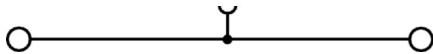
Important note

Product information	The max. connectable wire reduces by one wire size if a cross connector is used that has to be mounted in the wire entry.
---------------------	---

Classifications

ETIM 6.0	EC000897	ETIM 7.0	EC000897
ETIM 8.0	EC000897	ETIM 9.0	EC000897
ETIM 10.0	EC000897	ECLASS 9.0	27-14-11-20
ECLASS 9.1	27-14-11-20	ECLASS 10.0	27-14-11-20
ECLASS 11.0	27-14-11-20	ECLASS 12.0	27-14-11-20
ECLASS 13.0	27-25-01-01	ECLASS 14.0	27-25-01-01
ECLASS 15.0	27-25-01-01		

Drawings



WDU 240 BL

Weidmüller Interface GmbH & Co. KG

Klingenbergstraße 26


D-32758 Detmold

Germany

www.weidmueller.com

Accessories

Cross connector




The distribution or multiplication of a potential to adjoining terminal blocks is realized via a cross-connection. Additional wiring effort can be easily avoided. Even if the poles are broken out, contact reliability in the terminal blocks is still ensured. Our portfolio offers pluggable and screwable cross-connection systems for modular terminal blocks.

General ordering data

Type	WQB 240/2	Version
Order No.	1802790000	Cross-connector (terminal), when screwed in, Silver grey, 320 A,
GTIN (EAN)	4032248313730	Number of poles: 2, Pitch in mm (P): 5.10, Insulated: Yes, Width: 63.3
Qty.	5 ST	mm
Type	WQB 240/3	Version
Order No.	1802800000	Cross-connector (terminal), when screwed in, Silver grey, 320 A,
GTIN (EAN)	4032248313747	Number of poles: 3, Pitch in mm (P): 5.10, Insulated: Yes, Width: 99.3
Qty.	5 ST	mm

End bracket



Weidmüller's range of products includes end brackets that guarantee a permanent, reliable mounting on the terminal rail and prevent sliding. Versions with and without screws are available. The end brackets include marking options, also for group markers, and also a test plug holder.

General ordering data

Type	WEW 35/1	Version
Order No.	1059000000	End bracket, dark beige, TS 35, V-2, Wemid, Width: 12 mm, 100 °C
GTIN (EAN)	4008190172282	
Qty.	50 ST	

WDU 240 BL

Weidmüller Interface GmbH & Co. KG

Klingenbergstraße 26

D-32758 Detmold

Germany

www.weidmueller.com

Accessories

Blank



The Dekafix (DEK) marker is the universal marker for all conductor and plug-in connectors as well as for electronic sub-assemblies. The system is ideal for short number sequences and covers a wide range of ready-printed markers.


Strips for fast installation in only one work step. The printing is easy to read, rich in contrast and available in various widths.

- Large range of ready-to-use markers
 - Strips for fast installation
 - Terminal markers, suitable for all Weidmüller cable connectors
 - Available as blank MultiCard or with standard printing
- For custom printing: Please send us a file of our labeling software M-Print PRO or M-Print PRO Online (without installation) for your labeling specifications.

General ordering data

Type	DEK 5/5 MC NE WS	Version
Order No.	1609801044	Dekafix, Terminal marker, 5 x 5 mm, Pitch in mm (P): 5.00
GTIN (EAN)	4008190397111	Weidmueller, white
Qty.	1000 ST	
Type	WS 12/5 MC NE WS	Version
Order No.	1609860000	WS, Terminal marker, 12 x 5 mm, Pitch in mm (P): 5.00 Weidmueller,
GTIN (EAN)	4008190203481	Allen-Bradley, white
Qty.	720 ST	

Marker holder



The marker holder offer the possibility of additional mounting of standard markers with a pitch of 5 or 5.1 mm. The angled holders can be optionally snapped together and could be mounted in all standard marking channels of the Klippon® Connect modular terminal blocks. Fitting marker types could be found under the respective accessories of the designation marking holder.

General ordering data

Type	BZT 1 WS 10/5	Version
Order No.	1805490000	Accessories, Marker holder
GTIN (EAN)	4032248270231	
Qty.	100 ST	
Type	BZT 1 ZA WS 10/5	Version
Order No.	1805520000	Accessories, Marker holder
GTIN (EAN)	4032248270248	
Qty.	100 ST	

WDU 240 BL

Weidmüller Interface GmbH & Co. KG

Klingenbergstraße 26

D-32758 Detmold

Germany

www.weidmueller.com

Accessories

WS 12/5



WS/ DEK

MultiMark terminal markers use an innovative composite material made from two components. The hard base contour of the marker snaps securely into the connector. The elastic surface finish makes the marker easy to mount. This specially punched material enables the strips to be stretched to accommodate the slight variations in spacing that tend to add up, especially with long terminal blocks. Another advantage: the excellent printability of the surface material guarantees durable and wear-resistant labelling. A print resolution of 300 dpi also produces a very legible script.

Your benefits with MultiMark

- Firm hold and durable printing
- Continuous strips save installation time
- Easy mounting thanks to an innovative composite material
- Large label field for optimal legibility
- High flexibility thanks to manufacturer independence

General ordering data

Type	WS 12/5 MM WS	Version
Order No.	2007190000	WS, Terminal marker, 12 x 5 mm, Weidmueller, white
GTIN (EAN)	4050118392036	
Qty.	800 ST	

auxillary connection



The additional connection enables a separate voltage tap. This can be used, for example, for the emergency power supply before the main switch or simply as an additional connection within the application.

General ordering data

Type	WZAD 240	Version
Order No.	1802810000	Auxiliary connection (terminal), 10 mm ² , Number of connections: 1
GTIN (EAN)	4032248313754	
Qty.	5 ST	