

## SAIL-M12WM12G-3-5.6U

**Weidmüller Interface GmbH & Co. KG**

Klingenbergstraße 26

D-32758 Detmold

Germany

[www.weidmueller.com](http://www.weidmueller.com)



Sensor/actuator cables are used for wiring sensors and actuators and for transmitting data or power in various applications. The moulded cable offers connected and tested connection of the plug-in connector to the cable ex-works. The cables may be exposed to a wide range of conditions, such as humidity, dust, heat, cold, shock or vibration.

Our developers have focused specifically on this issue and designed a host of different M8 and M12 sensor-actuator cables so you are bound to find the solution you need for your application.

Is there something you have not managed to find or you feel needs explanation? Talk to us!

### General ordering data

|            |  |
|------------|--|
| Version    | Sensor/actuator line, Connecting line, M12 / M12, Number of poles : 3, 5.6 m, pin, straight - socket, straight, Shielded: No, LED: No, Sheath material: PUR, Halogen: No |
| Order No.  | <a href="#">1821050560</a>   |
| Type       | SAIL-M12WM12G-3-5.6U   |
| GTIN (EAN) | 4050118624250  |
| Qty.       | 1 items  |

## SAIL-M12WM12G-3-5.6U

**Weidmüller Interface GmbH & Co. KG**  
 Klingenbergstraße 26  
 D-32758 Detmold  
 Germany

www.weidmueller.com

## Technical data

### Approvals

Approvals



ROHS Conform

### Dimensions and weights

|          |        |            |         |
|----------|--------|------------|---------|
| Diameter | 3.8 mm | Net weight | 140.8 g |
|----------|--------|------------|---------|

### Environmental Product Compliance

|                                      |                                      |
|--------------------------------------|--------------------------------------|
| RoHS Compliance Status               | Compliant with exemption             |
| RoHS Exemption (if applicable/known) | 6c                                   |
| REACH SVHC                           | Lead 7439-92-1                       |
| SCIP                                 | 1c533b66-fcff-4da5-b89f-fd55fbf5cb55 |

### Technical specifications for cable

|  |  |                                      |                       |
|--|--|--------------------------------------|-----------------------|
| Cable length                                   | 5.6 m  | Sheathing colour                     | black                 |
| Resistance to oils                             | Yes  | Suitable for cable carriers          | Yes                   |
| Core cross-section                             | 0.34 mm <sup>2</sup>   | Shielded                             | No                    |
| Halogen  | No   | Insulation                           | PP                    |
| Acceleration                                   | 5 m/s <sup>2</sup>   | Bending radius, min., moving         | 10 x cable diameter   |
| Bending radius, min., stationary               | 5 x cable diameter   | Bending cycles                       | 12 Mio                |
| Resistance to spread of flame                  | In accordance with UL1581 UL / CUL FT2, in accordance with IEC 60332-2-2 | Speed                                | 3.33 m/s              |
| Sheath material                                | PUR  | Configurable cable length            | Yes                   |
| LABS-free                                      | Yes  | Hydrolysis and microbe resistant     | Yes                   |
| Outer cladding in accordance with UL AWM style | 20549 (80 °C / 300 V)  | Core in accordance with UL AWM style | 10493 (80 °C / 300 V) |
| Irradiation crosslinked                        | No   | Welding spark resistance             | No                    |
| Colour coding                                  | brown, blue, black   | Torsion resistance                   | 180 °/m               |
| Temperature range, stationary                  | -50...80 °C  | Resistant to welding beads           | No                    |
| Bending cycles at torsion                      | > 5 Mio.   | Temperature range, moving            | -25...60 °C           |
| Length of torsion                              | 1 m  | Sheath material hygroscopic          | Yes                   |
| Number of poles                                | 3  | Outside diameter                     | 3.8 mm ± 0.15 mm      |

### General technical data

|                              |   |  |                                  |
|------------------------------|---|--|----------------------------------|
| Connection thread            | M12 / M12                                     | Contact surface                        | Gold-plated                      |
| LED                          | No  | Version                                | pin, straight - socket, straight |
| Housing main material        | PUR   | Insulation resistance                  | 108 Ω                            |
| Nominal voltage              | 250 V   | Nominal current                        | 4 A                              |
| Protection degree            | IP65, IP66, IP67, IP68, when screwed in, IP69 | Plugging cycles                        | ≥ 100                            |
| Pollution severity           | 3   | Threaded ring material                 | Diecast zinc                     |
| Temperature range of housing | -25...+85 °C                                  | Shock and vibration proof according to | Section B                        |

### Electrical properties

|                       |       |                 |       |
|-----------------------|-------|-----------------|-------|
| Insulation resistance | 108 Ω | Nominal voltage | 250 V |
|-----------------------|-------|-----------------|-------|

**SAIL-M12WM12G-3-5.6U**

**Weidmüller Interface GmbH & Co. KG**  
 Klingenbergstraße 26  
 D-32758 Detmold  
 Germany

[www.weidmueller.com](http://www.weidmueller.com)

**Technical data**

**Standards**

Shock and vibration proof according to Section B

**Plug, left**

Plug left M12, A-coded, IP69,  
 male contact, angled 90°,  
 Plastic, unshielded

**Plug, right**

Plug right M12, A-coded, IP69,  
 female contact, straight,  
 Plastic, unshielded

**Classifications**

|             |             |             |             |
|-------------|-------------|-------------|-------------|
| ETIM 8.0    | EC001855    | ETIM 9.0    | EC001855    |
| ETIM 10.0   | EC001855    | ECLASS 14.0 | 27-06-03-11 |
| ECLASS 15.0 | 27-06-03-11 |             |             |

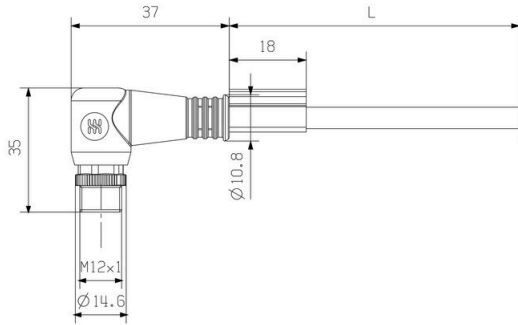
SAIL-M12WM12G-3-5.6U

Weidmüller Interface GmbH & Co. KG  
Klingenbergstraße 26  
D-32758 Detmold  
Germany

www.weidmueller.com

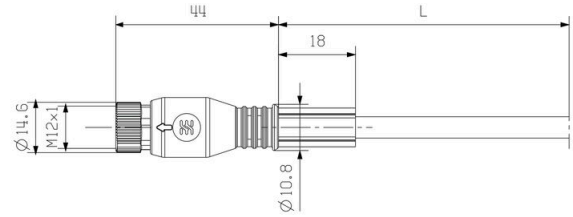
Drawings

Dimensioned drawing




Male, angled

Dimensioned drawing




Straight socket

Pole scheme



4  
Male

Pole scheme



4  
Socket

## SAIL-M12WM12G-3-5.6U

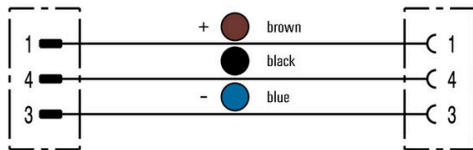
**Weidmüller Interface GmbH & Co. KG**  
Klingenbergstraße 26  
D-32758 Detmold  
Germany

[www.weidmueller.com](http://www.weidmueller.com)

# Drawings

### Wiring diagram

### The ideal tool: Screwty® with torque function



Light, securely screwed-in round plug-in connectors. Screwty set DM / VPE: 1 / Order No.: 1920000000 Adapters: M12, M12 F, M8, M8 F