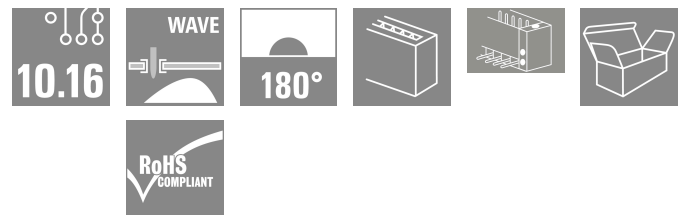



SU 10.16HP/02/180F 3.5AG BK BX

Weidmüller Interface GmbH & Co. KG
 Klingenbergstraße 26
 D-32758 Detmold
 Germany

www.weidmueller.com

Product image



Single-row, high-current male header, for side-by-side mounting without sacrificing any poles, or with patented flange for fast locking without tools. Maximum connection and operating reliability thanks to a mating profile that prevents incorrect connection, with unique coding diversity, additional fastening and integrable positioning aid. 3.5 mm pin length is optimised for wave soldering, plug-in direction 180° to solder pins.

General ordering data

Version	PCB plug-in connector, male header, Clip-on flange, THT solder connection, 10.16 mm, Number of poles: 2, 180°, Solder pin length (l): 3.5 mm, silver-plated, black, Box
Order No.	1813650000
Type	SU 10.16HP/02/180F 3.5AG BK BX
GTIN (EAN)	4032248297870
Qty.	42 items
Product data	IEC: 1000 V / 78.3 A UL: 300 V / 60 A
Packaging	Box

SU 10.16HP/02/180F 3.5AG BK BX

Weidmüller Interface GmbH & Co. KG
 Klingenbergstraße 26
 D-32758 Detmold
 Germany

www.weidmueller.com

Technical data

Approvals

Approvals



ROHS	Conform
UL File Number Search	UL Website
Certificate No. (cURus)	E60693

Dimensions and weights

Net weight	15.24 g
------------	---------

Environmental Product Compliance

RoHS Compliance Status	Compliant without exemption
REACH SVHC	No SVHC above 0.1 wt%

System specifications

Product family	OMNIMATE Power - series BU/SU 10.16HP			
Type of connection	Board connection			
Mounting onto the PCB	THT solder connection			
Pitch in mm (P)	10.16 mm			
Pitch in inches (P)	0.400 "			
Outgoing elbow	180°			
Number of poles	2			
Number of solder pins per pole	3			
Solder pin length (l)	3.5 mm			
Solder pin length tolerance	+0.1 / -0.3 mm			
Solder pin dimensions	1.2 x 1.1 mm			
Solder pin dimensions = d tolerance	+0.1 / -0.1 mm			
Solder eyelet hole diameter (D)	1.6 mm			
Solder eyelet hole diameter tolerance (D)	+ 0,1 mm			
L1 in mm	10.16 mm			
L1 in inches	0.400 "			
Number of rows	1			
Pin series quantity	1			
Touch-safe protection acc. to DIN VDE 57 106	Safe from finger touch, plugged			
Touch-safe protection acc. to DIN VDE 0470	IP20 plugged			
Volume resistance	2.00 mΩ			
Can be coded	Yes			
Tightening torque	Torque type	Mounting screw, PCB		
	Usage information	Thickness	min. 1.44 mm	
			max. 1.76 mm	
		Tightening torque	min. 0.25 Nm	
			max. 0.3 Nm	
		Recommended screw	Part number	SU 10.16 BFSC P 35X 14
			Thickness	min. 2.88 mm
			max. 3.52 mm	
		Tightening torque	min. 0.2 Nm	
			max. 0.25 Nm	

SU 10.16HP/02/180F 3.5AG BK BX

Weidmüller Interface GmbH & Co. KG
 Klingenbergstraße 26
 D-32758 Detmold
 Germany

www.weidmueller.com

Technical data

Recommended screw	Part number	SU 10.16 BFSC P 35X 14
Thickness	min.	1.44 mm
	max.	3.52 mm
Tightening torque	min.	0.8 Nm
	max.	0.9 Nm
Recommended screw	Part number	SU 10.16 BFSC S 35X12

Material data

Insulating material	PBT GF	Colour	black
Colour chart (similar)	RAL 9011	Insulating material group	IIIa
Comparative Tracking Index (CTI)	≥ 200	Moisture Level (MSL)	
UL 94 flammability rating	V-0	Contact material	Cu-alloy
Contact surface	silver-plated	Layer structure of solder connection	≥ 3 µm Ag
Layer structure of plug contact	≥ 3 µm Ag	Storage temperature, min.	-40 °C
Storage temperature, max.	70 °C	Operating temperature, min.	-50 °C
Operating temperature, max.	120 °C	Temperature range, installation, min.	-25 °C
Temperature range, installation, max.	120 °C		

Rated data acc. to IEC

tested acc. to standard	IEC 60664-1, IEC 61984	Rated current, min. number of poles (Tu=20°C)	78.3 A
Rated current, max. number of poles (Tu=20°C)	67.9 A	Rated current, min. number of poles (Tu=40°C)	70.6 A
Rated current, max. number of poles (Tu=40°C)	61.3 A	Rated voltage for surge voltage class / pollution degree II/2	1000 V
Rated voltage for surge voltage class / pollution degree III/2	1000 V	Rated voltage for surge voltage class / pollution degree III/3	690 V
Rated impulse voltage for surge voltage class/ pollution degree II/2	6 kV	Rated impulse voltage for surge voltage class/ pollution degree III/2	8 kV
Rated impulse voltage for surge voltage class/ contamination degree III/3	8 kV	Short-time withstand current resistance	3 x 1s mit 1000 A
Creepage distance, min.	10.5 mm	Clearance, min.	8.9 mm

Rated data acc. to CSA

Rated voltage (Use group B / CSA)	300 V	Rated voltage (Use group C / CSA)	300 V
Rated voltage (Use group D / CSA)	600 V	Rated current (Use group B / CSA)	60 A
Rated current (Use group C / CSA)	60 A	Rated current (Use group D / CSA)	5 A

Rated data acc. to UL 1059

Institute (cURus)	CURUS	Certificate No. (cURus)	E60693
Rated voltage (Use group B / UL 1059)	300 V	Rated voltage (Use group C / UL 1059)	300 V
Rated voltage (Use group D / UL 1059)	600 V	Rated current (Use group B / UL 1059)	60 A
Rated current (Use group C / UL 1059)	60 A	Rated current (Use group D / UL 1059)	5 A
Creepage distance, min.	10.5 mm	Clearance distance, min.	8.9 mm
Reference to approval values	Specifications are maximum values, details - see approval certificate.		

SU 10.16HP/02/180F 3.5AG BK BX

Weidmüller Interface GmbH & Co. KG
 Klingenbergstraße 26
 D-32758 Detmold
 Germany

www.weidmueller.com

Technical data

Packing

Packaging	Box	VPE length	354.00 mm
VPE width	142.00 mm	VPE height	49.00 mm

Important note

IPC conformity Conformity: The products are developed, manufactured and delivered according international recognized standards and norms and comply with the assured properties in the data sheet resp. fulfill decorative properties in accordance with IPC-A-610 "Class 2". Further claims on the products can be evaluated on request.

- Notes
- Additional variants on request
 - Rated current related to rated cross-section & min. No. of poles.
 - P on drawing = pitch
 - Rated data refer only to the component itself. Clearance and creepage distances to other components are to be designed in accordance with the relevant application standards.
 - For all applications with flange we recommend to fix the pin header with the help of the soldering flange or a self-tapping screw on the board.
 - In accordance with IEC 61984, OMNIMATE-connectors are connectors without breaking capacity (COC). During designated use, connectors are not allowed to be engaged or disengaged when live or under load
 - Long term storage of the product with average temperature of 50 °C and maximum humidity 70%, 36 months

Classifications

ETIM 8.0	EC002637	ETIM 9.0	EC002637
ETIM 10.0	EC002637	ECLASS 14.0	27-46-02-01
ECLASS 15.0	27-46-02-01		


SU 10.16HP/02/180F 3.5AG BK BX

Weidmüller Interface GmbH & Co. KG
 Klingenbergstraße 26
 D-32758 Detmold
 Germany

www.weidmueller.com

Drawings

Product image



Dimensional drawing



Example of use



SU 10.16HP/02/180F 3.5AG BK BX

Weidmüller Interface GmbH & Co. KG
 Klingenbergstraße 26
 D-32758 Detmold
 Germany

www.weidmueller.com

Accessories

Coding elements



The pluggable connections for power electronics - optimised for modern drive technologies, e.g. motor starters, frequency converters and servo-controllers. OMNIMATE Power sets the new standard – with increased safety and innovative solutions such as the pluggable shield, integrated signal contacts and one-handed operation.

The three product lines offer you further advantages:

- Application-oriented scalability: from the compact 4 mm² connector for 29 A (IEC) or 20 A (UL) up to the sturdy 16 mm² connector for 76 A (IEC) or 54 A (UL)
- Unlimited usage up to 1,000 V (IEC) or 600 V (UL)
- A variety of application optimised mounting options

Our service:

Design your individual connectors simply by using the product configurator.

General ordering data

Type	KO BU/SU10.16HP BK	Version	
Order No.	1824410000	PCB plug-in connector, Accessories, Coding element, black, Number	
GTIN (EAN)	4032248326716	of poles: 1	
Qty.	50 ST		
Type	KO BU/SU10.16HP WT	Version	
Order No.	2592600000	PCB plug-in connector, Accessories, Coding element, Natural, Number	
GTIN (EAN)	4050118717389	of poles: 1	
Qty.	50 ST		