

**ZPE 4-2/4AN****Weidmüller Interface GmbH & Co. KG**

Klingenbergstraße 26

D-32758 Detmold

Germany

www.weidmueller.com

**Product image**

To feed through power, signal, and data is the classical requirement in electrical engineering and panel building. The insulating material, the connection system and the design of the terminal blocks are the differentiating features. A feed-through terminal block is suitable for joining and/or connecting one or more conductors. They could have one or more connection levels that are on the same potential or insulated against one another.

**General ordering data**

Version	Z-series, PE terminal, Rated cross-section: 4 mm <sup>2</sup> , Tension-clamp connection, Green/yellow
Order No.	<a href="#">1807090000</a>
Type	ZPE 4-2/4AN
GTIN (EAN)	4032248329601
Qty.	50 items

## ZPE 4-2/4AN

**Weidmüller Interface GmbH & Co. KG**  
 Klingenbergstraße 26  
 D-32758 Detmold  
 Germany

www.weidmueller.com

## Technical data

### Approvals

Approvals



ROHS	Conform
UL File Number Search	<a href="#">UL Website</a>
Certificate No. (UR)	E60693
Certificate No. (cURus)	E60693

### Dimensions and weights

Depth	45.5 mm	Depth (inches)	1.7913 inch
Depth including DIN rail	46 mm	Height	75 mm
Height (inches)	2.9527 inch	Width	6.1 mm
Width (inches)	0.2402 inch	Net weight	18.36 g

### Temperatures

Storage temperature	-25 °C...55 °C	Ambient temperature	-50 °C...75 °C
Continuous operating temp., min.	-50 °C	Continuous operating temp., max.	120 °C

### Environmental Product Compliance

RoHS Compliance Status	Compliant without exemption
REACH SVHC	No SVHC above 0.1 wt%

### Material data

Basic material	Wemid	Colour	Green/yellow
UL 94 flammability rating	V-0		

### Rating data IECEX/ATEX

Certificate No. (ATEX)	DEMKO16ATEX1808U	Certificate No. (IECEX)	IECEXULD16.0036U
Wire cross section max. (ATEX)	6 mm <sup>2</sup>	Wire cross section max. (IECEX)	6 mm <sup>2</sup>
Marking EN 60079-7	Ex eb II C Gb	Ex 2014/34/EU label	II 2 G D

### System specifications

Version	Tension-clamp connection, With PE connection, One end without connector	End cover plate required	Yes
Number of potentials	1	Number of levels	1
Number of clamping points per level	4	Levels cross-connected internally	No
PE connection	Yes	Mounting rail	TS 35
PE function	Yes	PEN function	No

### Additional technical data

Open sides	right	Number of similar terminals	1
Explosion-tested version	Yes	Type of mounting	Snap-on

## ZPE 4-2/4AN

**Weidmüller Interface GmbH & Co. KG**  
 Klingenbergstraße 26  
 D-32758 Detmold  
 Germany

www.weidmueller.com

## Technical data

### CSA rating data

Wire cross section max. (CSA)	10 AWG	Certificate No. (CSA)	200039-1152892
Wire cross section min. (CSA)	26 AWG		

### Conductors for clamping (additional connection)

Connection type, additional connection Tension-clamp connection

### Conductors for clamping (rated connection)

Gauge to IEC 60947-1	A3		
Wire connection cross section AWG, max.	AWG 10		
Connection direction	Inclined / angled		
Stripping length	10 mm		
Type of connection	Tension-clamp connection		
Number of connections	4		
Clamping range, max.	6 mm <sup>2</sup>		
Clamping range, min.	0.13 mm <sup>2</sup>		
Blade size	0.6 x 3.5 mm		
Wire connection cross section AWG, min.	AWG 26		
Wire connection cross-section, finely stranded with wire-end ferrules DIN 46228/4, max.	4 mm <sup>2</sup>		
Wire connection cross-section, finely stranded with wire-end ferrules DIN 46228/4, min.	0.13 mm <sup>2</sup>		
Wire connection cross-section, finely stranded with wire-end ferrules DIN 46228/1, max.	4 mm <sup>2</sup>		
Wire connection cross-section, finely stranded with wire-end ferrules DIN 46228/1, min.	0.13 mm <sup>2</sup>		
Wire connection cross section, finely stranded, max.	4 mm <sup>2</sup>		
Wire connection cross section, finely stranded, min.	0.13 mm <sup>2</sup>		
Connection cross-section, stranded, max.	4 mm <sup>2</sup>		
Connection cross-section, stranded, min.	0.13 mm <sup>2</sup>		
Wire connection cross-section, solid core, max.	6 mm <sup>2</sup>		
Wire connection cross-section, solid core, min.	0.13 mm <sup>2</sup>		
Connection cross-section, finely stranded, min.	0.13 mm <sup>2</sup>		
Tube length for wire-end ferrule with plastic collar DIN 46228/4	Tube length	min.	8 mm
		max.	10 mm
	Cross-section for conductor connection	nominal	0.5 mm <sup>2</sup>
		Tube length	min.
	max.		12 mm
	Cross-section for conductor connection	nominal	0.75 mm <sup>2</sup>
		Tube length	min.
	max.		12 mm
	Cross-section for conductor connection	nominal	1 mm <sup>2</sup>
		Tube length	min.
	max.		12 mm
	Cross-section for conductor connection	nominal	1.5 mm <sup>2</sup>

## ZPE 4-2/4AN

**Weidmüller Interface GmbH & Co. KG**

Klingenbergstraße 26  
D-32758 Detmold  
Germany

www.weidmueller.com

## Technical data

	Tube length	min.	8 mm
		max.	12 mm
	Cross-section for conductor connection	nominal	2.5 mm <sup>2</sup>
Tube length for twin wire-end ferrule	Tube length	min.	10 mm
		max.	12 mm
	Cross-section for conductor connection	nominal	4 mm <sup>2</sup>
Tube length for wire-end ferrule without plastic collar DIN 46228/1	Tube length	min.	8 mm
		max.	12 mm
	Cross-section for conductor connection	nominal	0.5 mm <sup>2</sup>
	Tube length	min.	8 mm
		max.	12 mm
	Cross-section for conductor connection	nominal	0.75 mm <sup>2</sup>
	Tube length	nominal	10 mm
	Cross-section for conductor connection	nominal	0.5 mm <sup>2</sup>
Tube length	nominal	10 mm	
Cross-section for conductor connection	nominal	0.75 mm <sup>2</sup>	
Tube length	nominal	10 mm	
Cross-section for conductor connection	nominal	1 mm <sup>2</sup>	
Tube length	min.	10 mm	
	max.	12 mm	
Cross-section for conductor connection	nominal	1.5 mm <sup>2</sup>	
Tube length	min.	10 mm	
	max.	12 mm	
Cross-section for conductor connection	nominal	2.5 mm <sup>2</sup>	
Tube length	nominal	12 mm	
Cross-section for conductor connection	nominal	4 mm <sup>2</sup>	

### General

Wire connection cross section AWG, max.	AWG 10	Wire connection cross section AWG, min.	AWG 26
Standards	IEC 60947-7-2	Mounting rail	TS 35

### Rating data

Rated cross-section	4 mm <sup>2</sup>	Rated voltage to adjoining terminal	800 V
Rated DC voltage	800 V	Standards	IEC 60947-7-2
Volume resistance according to IEC 60947-7-x	1 mΩ	Rated impulse withstand voltage to adjacent terminal	8 kV
Power loss in accordance with IEC 60947-7-x	1.02 W	Pollution severity	3

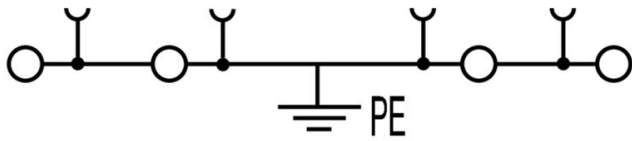
### UL rating data

Conductor size Factory wiring max. (cURus)	10 AWG	Certificate No. (cURus)	E60693
Conductor size Field wiring min. (cURus)	26 AWG	Conductor size Factory wiring min. (cURus)	26 AWG
Conductor size Field wiring max. (cURus)	10 AWG	Conductor size Factory wiring max. (UR)	10 AWG
Conductor size Factory wiring min. (UR)	26 AWG	Certificate No. (UR)	E60693
Conductor size Field wiring min. (UR)	26 AWG	Conductor size Field wiring max. (UR)	10 AWG

### Classifications

ETIM 8.0	EC000901	ETIM 9.0	EC000901
ETIM 10.0	EC000901	ECLASS 14.0	27-25-01-03
ECLASS 15.0	27-25-01-03		

**Drawings**



## ZPE 4-2/4AN

Weidmüller Interface GmbH &amp; Co. KG

Klingenbergstraße 26

D-32758 Detmold

Germany

www.weidmueller.com

## Accessories

## End plates and partition plates



Partition plates and end plates are essential accessories for terminal blocks. Partition plates provide optical and electrical separation of different potentials and functional groups, increasing safety and ensuring a clear structure inside the control cabinet. End plates close the terminal block row on the sides, protect against contact with live parts, and ensure a clean, stable finish. Both components are precisely matched to the respective Weidmüller terminal block series, contributing to safe, compliant, and professional wiring.

## General ordering data

Type	ZAP ZDU4-2/4AN	Version	
Order No.	<a href="#">1807010000</a>	Z-series, End plate	
GTIN (EAN)	4032248279357		
Qty.	50 ST		
Type	ZAP ZDU4-2/4AN BL	Version	
Order No.	<a href="#">1807020000</a>	Z-series, End plate	
GTIN (EAN)	4032248279364		
Qty.	50 ST		

## End bracket



Weidmüller's range of products includes end brackets that guarantee a permanent, reliable mounting on the terminal rail and prevent sliding. Versions with and without screws are available. The end brackets include marking options, also for group markers, and also a test plug holder.

## General ordering data

Type	ZEW 35	Version	
Order No.	<a href="#">9540000000</a>	End bracket, dark beige, TS 35, V-2, Wemid, Width: 6 mm, 100 °C	
GTIN (EAN)	4008190956264		
Qty.	20 ST		

## Testadapter and testsockets



Test adapters and test plugs are used for the electrical connection between terminal blocks and the test equipment. In this way, an electrical contact can be established in the wired state and measurements can be done easily.

## ZPE 4-2/4AN

**Weidmüller Interface GmbH & Co. KG**  
 Klingenbergstraße 26  
 D-32758 Detmold  
 Germany

www.weidmueller.com

## Accessories

## General ordering data

Type	ZTA 6/ZA	Version	
Order No.	<a href="#">1780660000</a>	Accessories, Test adapter, 17.5 A	
GTIN (EAN)	4032248180189		
Qty.	25 ST		

## Reducing sleeves




The use of reducing sleeves simplifies the connection of conductors with smaller cross-sections. Conductors can be reliably inserted into the clamping point without the strands fraying. The use of a reducing sleeve centres the conductor in the entry point.

## General ordering data

Type	ZRH 4/1 WS	Version	
Order No.	<a href="#">1636640000</a>	Z-series, Reducing sleeve	
GTIN (EAN)	4008190272937		
Qty.	1000 ST		

## Warning cover



Warning covers with a flash symbol provide more safety for man and machine. They are used where external voltage must be indicated within the application.

## General ordering data

Type	ZAD 1/4	Version	
Order No.	<a href="#">1609110000</a>	Z-series, Cover	
GTIN (EAN)	4008190190910		
Qty.	20 ST		

## ZPE 4-2/4AN

**Weidmüller Interface GmbH & Co. KG**  
 Klingenbergstraße 26  
 D-32758 Detmold  
 Germany

## Accessories

www.weidmueller.com

### Blank



The Dekafix (DEK) marker is the universal marker for all conductor and plug-in connectors as well as for electronic sub-assemblies. The system is ideal for short number sequences and covers a wide range of ready-printed markers.

Strips for fast installation in only one work step. The printing is easy to read, rich in contrast and available in various widths.

- Large range of ready-to-use markers
  - Strips for fast installation
  - Terminal markers, suitable for all Weidmüller cable connectors
  - Available as blank MultiCard or with standard printing
- For custom printing: Please send us a file of our labeling software M-Print PRO or M-Print PRO Online (without installation) for your labeling specifications.

### General ordering data

Type	DEK 5/6 MC NE WS	Version	
Order No.	<a href="#">1609820000</a>		Dekafix, Terminal marker, 5 x 6 mm, Pitch in mm (P): 6.00
GTIN (EAN)	4008190203436		Weidmueller, white
Qty.	1000 ST		

### STR transparent strips



### General ordering data

Type	STR 7 F.SCHT 7	Version	
Order No.	<a href="#">0515300000</a>		Terminal markers, Protective cap, 27 x 6.3 mm, Transparent
GTIN (EAN)	4008190182175		
Qty.	20 ST		

## ZPE 4-2/4AN

Weidmüller Interface GmbH &amp; Co. KG

Klingenbergstraße 26

D-32758 Detmold

Germany

## Accessories

www.weidmueller.com

## Blank



WS markers are the perfect match for the W-series connectors. Thanks to their system compatibility, the WS tags can also be used with the I-series and the Z-series. The large marking surfaces do not only permit long character strings but also multi-line text. WS markers are ideal for labels with long, customised character strings. Thanks to the proven MultiCard format, printing with PrintJet CONNECT oder/or Plotter is possible.


- Can be fitted in strips or individually
- Markers in proven MultiCard format

For custom printing: Please send us a file of our labeling software M-Print PRO or M-Print PRO Online (without installation) for your labeling specifications.

## General ordering data

Type	WS 12/6 MC NE WS	Version
Order No.	<a href="#">1609900000</a>	WS, Terminal marker, 12 x 6 mm, Pitch in mm (P): 6.00 Weidmueller,
GTIN (EAN)	4008190203467	Allen-Bradley, white
Qty.	600 ST	
Type	ZS 12/6 MC NE WS	Version
Order No.	<a href="#">1610020000</a>	ZS, Terminal marker, 12 x 6 mm, Pitch in mm (P): 6.00 Weidmueller,
GTIN (EAN)	4008190444600	Allen-Bradley, white
Qty.	400 ST	

## ZGB pivotable group tag holder



The ZGB 15 is a hinged group tag carrier. The tag carrier can hold the dekafix 5, WS 12/5 terminal markers or the inlay tag ESO 15.

The ZGB 30 is a hinged group tag carrier. The tag carrier can hold the dekafix 5, WS 12/5 terminal markers or the inlay tag ESO 7.

Inlay tags and protective strips can be found under "Accessories".

## General ordering data

Type	ZGB 30	Version
Order No.	<a href="#">1611930000</a>	Terminal markers, Terminal marker, 32 x 7 mm, Pitch in mm (P): 5.00
GTIN (EAN)	4008190002251	Weidmueller, white
Qty.	20 ST	

## ZPE 4-2/4AN

Weidmüller Interface GmbH &amp; Co. KG

Klingenbergstraße 26

D-32758 Detmold

Germany

www.weidmueller.com

## Accessories

## Marker holder



The marker holder offer the possibility of additional mounting of standard markers with a pitch of 5 or 5.1 mm. The angled holders can be optionally snapped together and could be mounted in all standard marking channels of the Klippon® Connect modular terminal blocks. Fitting marker types could be found under the respective accessories of the designation marking holder.

## General ordering data

Type	BZT 1 WS 10/5	Version	
Order No.	<a href="#">1805490000</a>	Accessories, Marker holder	
GTIN (EAN)	4032248270231		
Qty.	100 ST		
Type	BZT 1 ZA WS 10/5	Version	
Order No.	<a href="#">1805520000</a>	Accessories, Marker holder	
GTIN (EAN)	4032248270248		
Qty.	100 ST		

## DEK 5/6



## WS/ DEK

MultiMark terminal markers use an innovative composite material made from two components. The hard base contour of the marker snaps securely into the connector. The elastic surface finish makes the marker easy to mount. This specially punched material enables the strips to be stretched to accommodate the slight variations in spacing that tend to add up, especially with long terminal blocks. Another advantage: the excellent printability of the surface material guarantees durable and wear-resistant labelling. A print resolution of 300 dpi also produces a very legible script.

## Your benefits with MultiMark

- Firm hold and durable printing
- Continuous strips save installation time
- Easy mounting thanks to an innovative composite material
- Large label field for optimal legibility
- High flexibility thanks to manufacturer independence

## General ordering data

Type	DEK 5/6 MM WS	Version	
Order No.	<a href="#">2007120000</a>	Dekafix, Terminal marker, 5 x 6 mm, Weidmueller, white	
GTIN (EAN)	4050118392104		
Qty.	600 ST		

## ZPE 4-2/4AN

Weidmüller Interface GmbH &amp; Co. KG

Klingenbergstraße 26

D-32758 Detmold

Germany

## Accessories

www.weidmueller.com

## WS 12/6



## WS/ DEK

MultiMark terminal markers use an innovative composite material made from two components. The hard base contour of the marker snaps securely into the connector. The elastic surface finish makes the marker easy to mount. This specially punched material enables the strips to be stretched to accommodate the slight variations in spacing that tend to add up, especially with long terminal blocks. Another advantage: the excellent printability of the surface material guarantees durable and wear-resistant labelling. A print resolution of 300 dpi also produces a very legible script.

Your benefits with MultiMark

- Firm hold and durable printing
- Continuous strips save installation time
- Easy mounting thanks to an innovative composite material
- Large label field for optimal legibility
- High flexibility thanks to manufacturer independence

## General ordering data

Type	WS 12/6 MM WS	Version	
Order No.	<a href="#">2007200000</a>	WS, Terminal marker, 12 x 6 mm, Weidmueller, white	
GTIN (EAN)	4050118391886		
Qty.	600 ST		

## Slotted screwdriver



VDE insulated screwdriver sets, for working on live parts up to 1000 V AC and 1500 V DC, DIN EN 60900. IEC 900. Each piece is "GS" safety tested. Blade made from fully hardened, high-alloy chromium-vanadium-molybdenum steel, gun-metal finish.

## General ordering data

Type	SDIS SLIM 0.6X3.5X100	Version	
Order No.	<a href="#">2749610000</a>	Mounting tool, Blade width (B): 3.5 mm, Blade length: 100 mm, Blade thickness (A): 0.6 mm	
GTIN (EAN)	4050118896350		
Qty.	1 ST		