


**WF 5****Weidmüller Interface GmbH & Co. KG**

Klingenbergstraße 26

D-32758 Detmold

Germany

[www.weidmueller.com](http://www.weidmueller.com)**Product image**

To feed through power, signal, and data is the classical requirement in electrical engineering and panel building. The insulating material, the connection system and the design of the terminal blocks are the differentiating features. A feed-through terminal block is suitable for joining and/or connecting one or more conductors. They could have one or more connection levels that are on the same potential or insulated against one another.

**General ordering data**

Version	Bolt-type screw terminals, Feed-through terminal, Rated cross-section: 16 mm <sup>2</sup> , Threaded stud connection
Order No.	<a href="#">1790130000</a>
Type	WF 5
GTIN (EAN)	4032248366637
Qty.	25 items

## WF 5

**Weidmüller Interface GmbH & Co. KG**  
 Klingenbergstraße 26  
 D-32758 Detmold  
 Germany

www.weidmueller.com

## Technical data

## Approvals

Approvals



ROHS	Conform
UL File Number Search	<a href="#">UL Website</a>
Certificate No. (UR)	E60693

## Dimensions and weights

Depth	54.5 mm	Depth (inches)	2.1457 inch
Height	67 mm	Height (inches)	2.6378 inch
Width	13 mm	Width (inches)	0.5118 inch
Net weight	20.21 g		

## Temperatures

Storage temperature	-25 °C...55 °C	Ambient temperature	-5 °C...40 °C
Continuous operating temp., min.	-50 °C	Continuous operating temp., max.	120 °C

## Environmental Product Compliance

RoHS Compliance Status	Compliant without exemption
REACH SVHC	No SVHC above 0.1 wt%

## Material data

Basic material	Wemid	Colour	dark beige
UL 94 flammability rating	V-0		

## System specifications

Version	Single-stud terminals	End cover plate required	No
Number of potentials	1	Number of levels	1
Number of clamping points per level	1	Levels cross-connected internally	No
PE connection	No	Mounting rail	TS 35

## Additional technical data

Open sides	Open	Explosion-tested version	No
Type of mounting	Snap-on		

## CSA rating data

Wire cross section max. (CSA)	4 AWG	Voltage size C (CSA)	1000 V
Current size C (CSA)	85 A	Certificate No. (CSA)	200039-1244019
Wire cross section min. (CSA)	10 AWG		

## Conductors for clamping (rated connection)

Cable lug to DIN 46234	0.1...16 mm <sup>2</sup>	Cable lug to DIN 46235	6...10 mm <sup>2</sup>
Wire connection cross section AWG, max.	AWG 4	Connection direction	on side
Tightening torque, max.	4 Nm	Tightening torque, min.	2 Nm
Type of connection	Threaded stud connection	Number of connections	1

## WF 5

Weidmüller Interface GmbH &amp; Co. KG

Klingenbergstraße 26

D-32758 Detmold

Germany

www.weidmueller.com

## Technical data

Clamping range, max.	16 mm <sup>2</sup>	Clamping range, min.	0.1 mm <sup>2</sup>
Wire connection cross section AWG, min.	AWG 27	Wire connection cross-section, finely stranded with wire-end ferrules DIN 46228/4, min.	0.1 mm <sup>2</sup>
Wire connection cross-section, finely stranded with wire-end ferrules DIN 46228/1, min.	0.1 mm <sup>2</sup>	Wire connection cross section, finely stranded, max.	16 mm <sup>2</sup>
Wire connection cross section, finely stranded, min.	0.1 mm <sup>2</sup>	Connection cross-section, stranded, max.	16 mm <sup>2</sup>
Connection cross-section, stranded, min.	0.1 mm <sup>2</sup>	Stud size for spade connection	M 5
Wire connection cross-section, solid core, max.	16 mm <sup>2</sup>	Wire connection cross-section, solid core, min.	0.1 mm <sup>2</sup>
Connection cross-section, finely stranded, min.	0.1 mm <sup>2</sup>	2 x cable lugs DIN 46 235	6...10 mm <sup>2</sup>
2 x cable lugs DIN 46 234	0.1 to 16 mm <sup>2</sup>		

## General

Wire connection cross section AWG, max.	AWG 4	Wire connection cross section AWG, min.	AWG 27
Standards	IEC 60947-7-1	Mounting rail	TS 35

## Rating data

Rated cross-section	16 mm <sup>2</sup>	Rated voltage	1000 V
Rated DC voltage	1000 V	Nominal current	76 A
Current at maximum wires	76 A	Standards	IEC 60947-7-1
Volume resistance according to IEC 60947-7-x	0.42 mΩ	Rated impulse withstand voltage	8 kV
Power loss in accordance with IEC 60947-7-x	2.43 W	Pollution severity	3

## UL rating data

Conductor size Factory wiring max. (UR)	4 AWG	Current size C (UR)	85 A
Voltage size C (UR)	1000 V	Conductor size Factory wiring min. (UR)	10 AWG
Certificate No. (UR)	E60693	Conductor size Field wiring min. (UR)	10 AWG
Conductor size Field wiring max. (UR)	4 AWG		

## Classifications

ETIM 6.0	EC000897	ETIM 7.0	EC000897
ETIM 8.0	EC000897	ETIM 9.0	EC000897
ETIM 10.0	EC000897	ECLASS 9.0	27-14-11-20
ECLASS 9.1	27-14-11-20	ECLASS 10.0	27-14-11-20
ECLASS 11.0	27-14-11-20	ECLASS 12.0	27-14-11-20
ECLASS 13.0	27-25-01-01	ECLASS 14.0	27-25-01-01
ECLASS 15.0	27-25-01-01		



## Accessories

## Cross-connections



The distribution or multiplication of a potential to adjoining terminal blocks is realized via a cross-connection. Additional wiring effort can be easily avoided. Even if the poles are broken out, contact reliability in the terminal blocks is still ensured. Our portfolio offers pluggable and screwable cross-connection systems for modular terminal blocks.

## General ordering data

Type	WQL 2 WF5	Version
Order No.	<a href="#">1812710000</a>	Bolt-type screw terminals, Cross-connector, Number of poles: 2
GTIN (EAN)	4032248404568	
Qty.	5 ST	
Type	WQL 3 WF5	Version
Order No.	<a href="#">1812740000</a>	Bolt-type screw terminals, Cross-connector, Number of poles: 3
GTIN (EAN)	4032248404551	
Qty.	5 ST	

## End plates and partition plates




End plates are fitted to the open side of the last modular terminal before the end bracket. The use of an end plate ensures the function of the modular terminal and the specified rated voltage. It guarantees protection against contact with live parts and makes the final terminal finger-proof.

## General ordering data

Type	WTW WF6	Version
Order No.	<a href="#">1781220000</a>	Bolt-type screw terminals, Partition plate, dark beige, 3 mm
GTIN (EAN)	4032248219377	
Qty.	20 ST	
Type	WTW WF6-WF12	Version
Order No.	<a href="#">1781240000</a>	Bolt-type screw terminals, Partition plate, dark beige, 2.5 mm
GTIN (EAN)	4032248241156	
Qty.	20 ST	
Type	WTW WF6 2300	Version
Order No.	<a href="#">1781230000</a>	Bolt-type screw terminals, Partition plate, grey, 2 mm
GTIN (EAN)	4032248241125	
Qty.	20 ST	

## Accessories

### End bracket



Weidmüller's range of products includes end brackets that guarantee a permanent, reliable mounting on the terminal rail and prevent sliding. Versions with and without screws are available. The end brackets include marking options, also for group markers, and also a test plug holder.

#### General ordering data

Type	WEW 35/2	Version
Order No.	<a href="#">1061200000</a>	End bracket, dark beige, TS 35, HB, Wemid, Width: 8 mm, 100 °C
GTIN (EAN)	4008190030230	
Qty.	50 ST	

### Protection against contact



Our systems for touch protection ensure greater safety in your cabinet. They provide protection against electric shock caused by accidental contact with live parts due to operation or faults.

#### General ordering data

Type	ADP WF6/WF8	Version
Order No.	<a href="#">1780930000</a>	Bolt-type screw terminals, Cover profile, Transparent, 1000 mm
GTIN (EAN)	4032248241248	
Qty.	1 M	
Type	HA ADP WF6/WF10	Version
Order No.	<a href="#">1781050000</a>	Bolt-type screw terminals, Cover profile, dark beige, 2.2 mm
GTIN (EAN)	4032248241231	
Qty.	10 ST	

## WF 5

Weidmüller Interface GmbH &amp; Co. KG

Klingenbergstraße 26

D-32758 Detmold

Germany

www.weidmueller.com

## Accessories

## Blank



The Dekafix (DEK) marker is the universal marker for all conductor and plug-in connectors as well as for electronic sub-assemblies. The system is ideal for short number sequences and covers a wide range of ready-printed markers.


Strips for fast installation in only one work step. The printing is easy to read, rich in contrast and available in various widths.

- Large range of ready-to-use markers
  - Strips for fast installation
  - Terminal markers, suitable for all Weidmüller cable connectors
  - Available as blank MultiCard or with standard printing
- For custom printing: Please send us a file of our labeling software M-Print PRO or M-Print PRO Online (without installation) for your labeling specifications.

## General ordering data

Type	DEK 5/6 MC NE WS	Version
Order No.	<a href="#">1609820000</a>	Dekafix, Terminal marker, 5 x 6 mm, Pitch in mm (P): 6.00
GTIN (EAN)	4008190203436	Weidmueller, white
Qty.	1000 ST	
Type	WS 15/5 MC NE WS	Version
Order No.	<a href="#">1609880000</a>	WS, Terminal marker, 15 x 5 mm, Pitch in mm (P): 5.00 Weidmueller,
GTIN (EAN)	4008190203504	Allen-Bradley, white
Qty.	480 ST	

## Marker holder



The marker holder offer the possibility of additional mounting of standard markers with a pitch of 5 or 5.1 mm. The angled holders can be optionally snapped together and could be mounted in all standard marking channels of the Klippon® Connect modular terminal blocks. Fitting marker types could be found under the respective accessories of the designation marking holder.

## General ordering data

Type	BZT 1 WS 10/5	Version
Order No.	<a href="#">1805490000</a>	Accessories, Marker holder
GTIN (EAN)	4032248270231	
Qty.	100 ST	
Type	BZT 1 ZA WS 10/5	Version
Order No.	<a href="#">1805520000</a>	Accessories, Marker holder
GTIN (EAN)	4032248270248	
Qty.	100 ST	

**Accessories****DEK 5/6****WS/ DEK**

MultiMark terminal markers use an innovative composite material made from two components. The hard base contour of the marker snaps securely into the connector. The elastic surface finish makes the marker easy to mount. This specially punched material enables the strips to be stretched to accommodate the slight variations in spacing that tend to add up, especially with long terminal blocks. Another advantage: the excellent printability of the surface material guarantees durable and wear-resistant labelling. A print resolution of 300 dpi also produces a very legible script.

**Your benefits with MultiMark**

- Firm hold and durable printing
- Continuous strips save installation time
- Easy mounting thanks to an innovative composite material
- Large label field for optimal legibility
- High flexibility thanks to manufacturer independence

**General ordering data**

Type	DEK 5/6 MM WS	Version
Order No.	<a href="#">2007120000</a>	Dekafix, Terminal marker, 5 x 6 mm, Weidmueller, white
GTIN (EAN)	4050118392104	
Qty.	600 ST	