


**WF 8/2BZ****Weidmüller Interface GmbH & Co. KG**

Klingenbergstraße 26

D-32758 Detmold

Germany

www.weidmueller.com

**Product image**

To feed through power, signal, and data is the classical requirement in electrical engineering and panel building. The insulating material, the connection system and the design of the terminal blocks are the differentiating features. A feed-through terminal block is suitable for joining and/or connecting one or more conductors. They could have one or more connection levels that are on the same potential or insulated against one another.

**General ordering data**

Version	Bolt-type screw terminals, Feed-through terminal, Rated cross-section: 50 mm <sup>2</sup> , Threaded stud connection
Order No.	<a href="#">1789780000</a>
Type	WF 8/2BZ
GTIN (EAN)	4032248251148
Qty.	25 items

## WF 8/2BZ

Weidmüller Interface GmbH & Co. KG  
Klingenbergstraße 26  
D-32758 Detmold  
Germany

www.weidmueller.com

## Technical data

## Approvals

Approvals



ROHS Conform

UL File Number Search [UL Website](#)

Certificate No. (cURus) E60693

## Dimensions and weights

Depth	63.5 mm	Depth (inches)	2.5 inch
Height	67 mm	Height (inches)	2.6378 inch
Width	22.8 mm	Width (inches)	0.8976 inch
Net weight	123 g		

## Temperatures

Storage temperature	-25 °C...55 °C	Ambient temperature	-50 °C...75 °C
Continuous operating temp., min.	-50 °C	Continuous operating temp., max.	120 °C

## Environmental Product Compliance

RoHS Compliance Status	Compliant without exemption
REACH SVHC	No SVHC above 0.1 wt%

## Material data

Basic material	Wemid	Colour	dark beige
UL 94 flammability rating	V-0		

## System specifications

End cover plate required	No	Number of potentials	1
Number of levels	1	Number of clamping points per level	2
Levels cross-connected internally	No	PE connection	No
Mounting rail	TS 35		

## Additional technical data

Open sides	Open	Explosion-tested version	No
Type of mounting	Snap-on		

## CSA rating data

Voltage size C (CSA)	1000 V	Current size C (CSA)	150 A
Certificate No. (CSA)	200039-1244019		

## Conductors for clamping (rated connection)

Cable lug to DIN 46234	2.5...50 mm <sup>2</sup>	Cable lug to DIN 46235	6...35 mm <sup>2</sup>
Wire connection cross section AWG, max.	AWG 1	Connection direction	on side
Tightening torque, max.	12 Nm	Tightening torque, min.	6 Nm
Type of connection	Threaded stud connection	Number of connections	2

## WF 8/2BZ

**Weidmüller Interface GmbH & Co. KG**

Klingenbergstraße 26  
D-32758 Detmold  
Germany

www.weidmueller.com

## Technical data

Clamping range, max.	50 mm <sup>2</sup>	Clamping range, min.	2.5 mm <sup>2</sup>
Wire connection cross section AWG, min.	AWG 14	Wire connection cross-section, finely stranded with wire-end ferrules DIN 46228/4, min.	2.5 mm <sup>2</sup>
Wire connection cross-section, finely stranded with wire-end ferrules DIN 46228/1, min.	2.5 mm <sup>2</sup>	Wire connection cross section, finely stranded, max.	50 mm <sup>2</sup>
Wire connection cross section, finely stranded, min.	2.5 mm <sup>2</sup>	Connection cross-section, stranded, max.	50 mm <sup>2</sup>
Connection cross-section, stranded, min.	2.5 mm <sup>2</sup>	Stud size for spade connection	M 8
Wire connection cross-section, solid core, max.	50 mm <sup>2</sup>	Wire connection cross-section, solid core, min.	2.5 mm <sup>2</sup>
Connection cross-section, finely stranded, min.	2.5 mm <sup>2</sup>	2 x cable lugs DIN 46 235	6...35 mm <sup>2</sup>
2 x cable lugs DIN 46 234	2.5 to 50 mm <sup>2</sup>		

### General

Wire connection cross section AWG, max.	AWG 1	Wire connection cross section AWG, min.	AWG 14
Standards	IEC 60947-7-1	Mounting rail	TS 35

### Rating data

Rated cross-section	50 mm <sup>2</sup>	Rated voltage	1000 V
Rated DC voltage	1000 V	Nominal current	150 A
Current at maximum wires	150 A	Standards	IEC 60947-7-1
Volume resistance according to IEC 60947-7-x	0.21 mΩ	Rated impulse withstand voltage	8 kV
Power loss in accordance with IEC 60947-7-x	4.80 W	Pollution severity	3

### UL rating data

Conductor size Factory wiring max. (cURus)	0 AWG	Certificate No. (cURus)	E60693
Conductor size Factory wiring min. (cURus)	0 AWG	Voltage size C (cURus)	1000 V
Current size C (cURus)	150 A		

### Classifications

ETIM 8.0	EC000897	ETIM 9.0	EC000897
ETIM 10.0	EC000897	ECLASS 14.0	27-25-01-01
ECLASS 15.0	27-25-01-01		

Drawings



## WF 8/2BZ

Weidmüller Interface GmbH &amp; Co. KG

Klingenbergstraße 26

D-32758 Detmold

Germany

www.weidmueller.com

## Accessories

## Cross-connections



The distribution or multiplication of a potential to adjoining terminal blocks is realized via a cross-connection. Additional wiring effort can be easily avoided. Even if the poles are broken out, contact reliability in the terminal blocks is still ensured. Our portfolio offers pluggable and screwable cross-connection systems for modular terminal blocks.

## General ordering data

Type	WQL 2 WF8	Version
Order No.	<a href="#">1780990000</a>	Bolt-type screw terminals, Cross-connector, Number of poles: 2
GTIN (EAN)	4032248219414	
Qty.	5 ST	
Type	WQL 3 WF8	Version
Order No.	<a href="#">1781000000</a>	Bolt-type screw terminals, Cross-connector, Number of poles: 3
GTIN (EAN)	4032248241200	
Qty.	5 ST	

## Additional connection



The additional connection enables a separate voltage tap. This can be used, for example, for the emergency power supply before the main switch or simply as an additional connection within the application.

## General ordering data

Type	WZAF 70	Version
Order No.	<a href="#">1066200000</a>	Auxiliary connection (terminal)
GTIN (EAN)	4008190169831	
Qty.	10 ST	

## End plates and partition plates



Partition plates and end plates are essential accessories for terminal blocks. Partition plates provide optical and electrical separation of different potentials and functional groups, increasing safety and ensuring a clear structure inside the control cabinet. End plates close the terminal block row on the sides, protect against contact with live parts, and ensure a clean, stable finish. Both components are precisely matched to the respective Weidmüller terminal block series, contributing to safe, compliant, and professional wiring.

## WF 8/2BZ

**Weidmüller Interface GmbH & Co. KG**  
 Klingenbergstraße 26  
 D-32758 Detmold  
 Germany


www.weidmueller.com

## Accessories

## General ordering data

Type	WTW WF10/WF12	Version
Order No.	<a href="#">1780890000</a>	Bolt-type screw terminals, Partition plate, dark beige, 3 mm
GTIN (EAN)	4032248219391	
Qty.	20 ST	
Type	WTW WF8 2300	Version
Order No.	<a href="#">1780910000</a>	Bolt-type screw terminals, Partition plate, grey, 2 mm
GTIN (EAN)	4032248241132	
Qty.	20 ST	

## End bracket



Weidmüller's range of products includes end brackets that guarantee a permanent, reliable mounting on the terminal rail and prevent sliding. Versions with and without screws are available. The end brackets include marking options, also for group markers, and also a test plug holder.

## General ordering data

Type	WEW 35/2	Version
Order No.	<a href="#">1061200000</a>	End bracket, dark beige, TS 35, HB, Wemid, Width: 8 mm, 100 °C
GTIN (EAN)	4008190030230	
Qty.	50 ST	

## Protection against contact



Our systems for touch protection ensure greater safety in your cabinet. They provide protection against electric shock caused by accidental contact with live parts due to operation or faults.

## General ordering data

Type	ADP WF10/WF12	Version
Order No.	<a href="#">1780940000</a>	Bolt-type screw terminals, Cover profile, Transparent, 1000 mm
GTIN (EAN)	4032248241255	
Qty.	100 M	
Type	HA ADP WF6/WF10	Version
Order No.	<a href="#">1781050000</a>	Bolt-type screw terminals, Cover profile, dark beige, 2.2 mm
GTIN (EAN)	4032248241231	
Qty.	10 ST	

## WF 8/2BZ


Weidmüller Interface GmbH &amp; Co. KG

Klingenbergstraße 26  
D-32758 Detmold  
Germany

## Accessories

[www.weidmueller.com](http://www.weidmueller.com)

## Blank



WS markers are the perfect match for the W-series connectors. Thanks to their system compatibility, the WS tags can also be used with the I-series and the Z-series. The large marking surfaces do not only permit long character strings but also multi-line text. WS markers are ideal for labels with long, customised character strings. Thanks to the proven MultiCard format, printing with PrintJet CONNECT oder/or Plotter is possible.


- Can be fitted in strips or individually
- Markers in proven MultiCard format

For custom printing: Please send us a file of our labeling software M-Print PRO or M-Print PRO Online (without installation) for your labeling specifications.

## General ordering data

Type	WS 10/5 MC NE WS	Version
Order No.	<a href="#">1635000000</a>	WS, Terminal marker, 10 x 5 mm, Pitch in mm (P): 5.00 Weidmueller,
GTIN (EAN)	4008190261948	Allen-Bradley, white
Qty.	720 ST	
Type	WS 15/5 MC NE WS	Version
Order No.	<a href="#">1609880000</a>	WS, Terminal marker, 15 x 5 mm, Pitch in mm (P): 5.00 Weidmueller,
GTIN (EAN)	4008190203504	Allen-Bradley, white
Qty.	480 ST	

## Marker holder



The marker holder offer the possibility of additional mounting of standard markers with a pitch of 5 or 5.1 mm. The angled holders can be optionally snapped together and could be mounted in all standard marking channels of the Klippon® Connect modular terminal blocks. Fitting marker types could be found under the respective accessories of the designation marking holder.

## General ordering data

Type	BZT 1 WS 10/5	Version
Order No.	<a href="#">1805490000</a>	Accessories, Marker holder
GTIN (EAN)	4032248270231	
Qty.	100 ST	
Type	BZT 1 ZA WS 10/5	Version
Order No.	<a href="#">1805520000</a>	Accessories, Marker holder
GTIN (EAN)	4032248270248	
Qty.	100 ST	

## WF 8/2BZ

**Weidmüller Interface GmbH & Co. KG**  
 Klingenbergstraße 26  
 D-32758 Detmold  
 Germany

## Accessories

www.weidmueller.com

### End plates and partition plates



Partition plates and end plates are essential accessories for terminal blocks. Partition plates provide optical and electrical separation of different potentials and functional groups, increasing safety and ensuring a clear structure inside the control cabinet. End plates close the terminal block row on the sides, protect against contact with live parts, and ensure a clean, stable finish. Both components are precisely matched to the respective Weidmüller terminal block series, contributing to safe, compliant, and professional wiring.

### General ordering data

Type	WTW WF6-WF12	Version	
Order No.	<a href="#">1781240000</a>		Bolt-type screw terminals, Partition plate, dark beige, 2.5 mm
GTIN (EAN)	4032248241156		
Qty.	20 ST		
Type	WTW WF8	Version	
Order No.	<a href="#">1780900000</a>		Bolt-type screw terminals, Partition plate, dark beige, 3 mm
GTIN (EAN)	4032248219384		
Qty.	20 ST		