


**VLI 1.5 DB****Weidmüller Interface GmbH & Co. KG**

Klingenbergstraße 26

D-32758 Detmold

Germany

www.weidmueller.com

**Product image**

The terminal blocks with DLA and DLI screw connection technology offer compact options for signal wiring. Potentials can be distributed easily and reliably via the cross-connection channels. For signal visualisation, we offer variants with LED display and an optional PE connection.

**General ordering data**

Version	Initiator/actuator terminal, Screw connection, dark beige, 1.5 mm <sup>2</sup> , 17.5 A, 250 V, Number of connections: 6, Number of levels: 4, TS 35
Order No.	<a href="#">1784120000</a>
Type	VLI 1.5 DB
GTIN (EAN)	4032248212439
Qty.	50 items

## VLI 1.5 DB

Weidmüller Interface GmbH &amp; Co. KG

Klingenbergstraße 26

D-32758 Detmold

Germany

www.weidmueller.com

## Technical data

## Approvals

Approvals



ROHS Conform

UL File Number Search [UL Website](#)

Certificate No. (UR) E60693

## Dimensions and weights

Depth	63 mm	Depth (inches)	2.4803 inch
Depth including DIN rail	64 mm	Height	79.5 mm
Height (inches)	3.1299 inch	Width	6.15 mm
Width (inches)	0.2421 inch	Net weight	17.28 g

## Temperatures

Storage temperature	-25 °C...55 °C	Ambient temperature	-5 °C...40 °C
Continuous operating temp., min.	-50 °C	Continuous operating temp., max.	120 °C

## Environmental Product Compliance

RoHS Compliance Status	Compliant without exemption
REACH SVHC	No SVHC above 0.1 wt%

## Material data

Basic material	Wemid	Colour	dark beige
UL 94 flammability rating	V-0		

## System specifications

Version	Screw connection, One end without connector	End cover plate required	Yes
Number of potentials	4	Number of levels	4
Number of clamping points per level	2	Number of potentials per tier	1
Levels cross-connected internally	No	PE connection	No
Mounting rail	TS 35	N-function	No
PE function	No	PEN function	No

## Additional technical data

Open sides	right	Explosion-tested version	No
Type of mounting	Snap-on		

## Conductors for clamping (rated connection)

Gauge to IEC 60947-1	A3
Wire connection cross section AWG, max.	AWG 12
Connection direction	on side
Tightening torque, max.	0.6 Nm
Tightening torque, min.	0.4 Nm
Stripping length	8 mm
Type of connection 2	Screw connection

## VLI 1.5 DB

**Weidmüller Interface GmbH & Co. KG**

Klingenbergstraße 26

D-32758 Detmold

Germany

www.weidmueller.com

## Technical data

Type of connection	Screw connection		
Number of connections	6		
Clamping range, max.	4 mm <sup>2</sup>		
Clamping range, min.	0.13 mm <sup>2</sup>		
Clamping screw	M 2.5		
Blade size	0.6 x 3.5 mm		
Wire connection cross section AWG, min.	AWG 26		
Wire connection cross-section, finely stranded with wire-end ferrules DIN 46228/4, max.	2.5 mm <sup>2</sup>		
Wire connection cross-section, finely stranded with wire-end ferrules DIN 46228/4, min.	0.13 mm <sup>2</sup>		
Wire connection cross-section, finely stranded with wire-end ferrules DIN 46228/1, max.	2.5 mm <sup>2</sup>		
Wire connection cross-section, finely stranded with wire-end ferrules DIN 46228/1, min.	0.13 mm <sup>2</sup>		
Wire connection cross section, finely stranded, max.	4 mm <sup>2</sup>		
Wire connection cross section, finely stranded, min.	0.13 mm <sup>2</sup>		
Connection cross-section, stranded, max.	2.5 mm <sup>2</sup>		
Connection cross-section, stranded, min.	0.13 mm <sup>2</sup>		
Wire connection cross-section, solid core, max.	4 mm <sup>2</sup>		
Wire connection cross-section, solid core, min.	0.13 mm <sup>2</sup>		
Connection cross-section, finely stranded, min.	0.13 mm <sup>2</sup>		
Clampable conductor	Connection specification	Screw connection	
	Cross-section for conductor connection	Type	solid, H05(07) V-U
		min.	0.5 mm <sup>2</sup>
		max.	4 mm <sup>2</sup>
		nominal	1.5 mm <sup>2</sup>
	wire end ferrule	Stripping length	min. 8 mm
			max. 8 mm
			nominal 8 mm
		Tightening torque	min. 0.4 Nm
			max. 0.6 Nm
	Connection specification	Screw connection	
	Cross-section for conductor connection	Type	stranded, H07V-R
		min.	0.5 mm <sup>2</sup>
		max.	2.5 mm <sup>2</sup>
		nominal	1.5 mm <sup>2</sup>
wire end ferrule	Stripping length	min. 8 mm	
		max. 8 mm	
		nominal 8 mm	
	Tightening torque	min. 0.4 Nm	
		max. 0.6 Nm	
Connection specification	Screw connection		
Cross-section for conductor connection	Type	flexible, H05(07) V-K	
	min.	0.5 mm <sup>2</sup>	
	max.	4 mm <sup>2</sup>	
	nominal	1.5 mm <sup>2</sup>	
wire end ferrule	Stripping length	min. 8 mm	
		max. 8 mm	

## VLI 1.5 DB

**Weidmüller Interface GmbH & Co. KG**

Klingenbergstraße 26  
D-32758 Detmold  
Germany

www.weidmueller.com

## Technical data

Tightening torque	nominal	8 mm
	min.	0.4 Nm
	max.	0.6 Nm

### General

Wire connection cross section AWG, max.	AWG 12	Wire connection cross section AWG, min.	AWG 26
Standards	IEC 60947-7-1	Mounting rail	TS 35

### Rating data

Rated cross-section	1.5 mm <sup>2</sup>	Rated voltage	250 V
Rated DC voltage	250 V	Nominal current	17.5 A
Current at maximum wires	24 A	Standards	IEC 60947-7-1
Volume resistance according to IEC 60947-7-x	1.83 mΩ	Rated impulse withstand voltage	4 kV
Power loss in accordance with IEC 60947-7-x	0.56 W	Surge voltage category	III
Pollution severity	3		

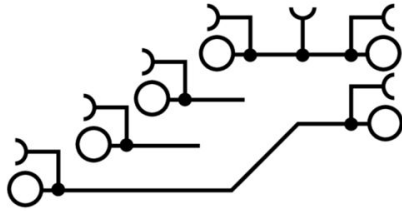
### UL rating data

Conductor size Factory wiring max. (UR)	12 AWG	Current size D (UR)	10 A
Conductor size Factory wiring min. (UR)	26 AWG	Certificate No. (UR)	E60693
Conductor size Field wiring min. (UR)	26 AWG	Voltage size D (UR)	300 V
Conductor size Field wiring max. (UR)	12 AWG		

### Classifications

ETIM 8.0	EC000900	ETIM 9.0	EC000900
ETIM 10.0	EC000900	ECLASS 14.0	27-25-01-12
ECLASS 15.0	27-25-01-12		

**Drawings**



## VLI 1.5 DB

**Weidmüller Interface GmbH & Co. KG**  
 Klingenbergstraße 26  
 D-32758 Detmold  
 Germany

www.weidmueller.com

## Accessories

### Cross-connections



The distribution or multiplication of a potential to adjoining terminal blocks is realized via a cross-connection. Additional wiring effort can be easily avoided. Even if the poles are broken out, contact reliability in the terminal blocks is still ensured. Our portfolio offers pluggable and screwable cross-connection systems for modular terminal blocks.

### General ordering data

Type	VQB 1.5/50 BL	Version
Order No.	<a href="#">1633280000</a>	Cross-connector (terminal), when screwed in, blue, 17.5 A, Number of poles: 50, Pitch in mm (P): 6.20, Insulated: Yes, Width: 4.2 mm
GTIN (EAN)	4008190257743	
Qty.	5 ST	
Type	VQB 1.5/50 RT	Version
Order No.	<a href="#">1633290000</a>	Cross-connector (terminal), when screwed in, red, 17.5 A, Number of poles: 50, Pitch in mm (P): 6.20, Insulated: Yes, Width: 4.2 mm
GTIN (EAN)	4008190257750	
Qty.	5 ST	
Type	VQB 1.5/50 SW	Version
Order No.	<a href="#">1635120000</a>	Cross-connector (terminal), when screwed in, black, 17.5 A, Number of poles: 50, Pitch in mm (P): 6.20, Insulated: Yes, Width: 4.2 mm
GTIN (EAN)	4008190262761	
Qty.	5 ST	

### End plates and partition plates



Partition plates and end plates are essential accessories for terminal blocks. Partition plates provide optical and electrical separation of different potentials and functional groups, increasing safety and ensuring a clear structure inside the control cabinet. End plates close the terminal block row on the sides, protect against contact with live parts, and ensure a clean, stable finish. Both components are precisely matched to the respective Weidmüller terminal block series, contributing to safe, compliant, and professional wiring.

### General ordering data

Type	AP VLI1.5 DB	Version
Order No.	<a href="#">1784150000</a>	End plate for terminals, dark beige, Height: 82.79 mm, Width: 1.5 mm, V-0, Wemid, Snap-on: Yes
GTIN (EAN)	4032248190140	
Qty.	20 ST	
Type	AP VLI1.5/PE DB	Version
Order No.	<a href="#">1784160000</a>	End plate for terminals, dark beige, Height: 71.35 mm, Width: 1.5 mm, V-0, Wemid, Snap-on: Yes
GTIN (EAN)	4032248190157	
Qty.	20 ST	

## VLI 1.5 DB

Weidmüller Interface GmbH &amp; Co. KG

Klingenbergstraße 26

D-32758 Detmold

Germany

www.weidmueller.com

## Accessories

## End bracket




Weidmüller's range of products includes end brackets that guarantee a permanent, reliable mounting on the terminal rail and prevent sliding. Versions with and without screws are available. The end brackets include marking options, also for group markers, and also a test plug holder.

## General ordering data

Type	WEW 35/1	Version	
Order No.	<a href="#">1059000000</a>	End bracket, dark beige, TS 35, V-2, Wemid, Width: 12 mm, 100 °C	
GTIN (EAN)	4008190172282		
Qty.	50 ST		
Type	WEW 35/2	Version	
Order No.	<a href="#">1061200000</a>	End bracket, dark beige, TS 35, HB, Wemid, Width: 8 mm, 100 °C	
GTIN (EAN)	4008190030230		
Qty.	50 ST		

## Slotted screwdriver



VDE insulated slot-head screwdriver, SDI DIN 7437, ISO 2380/2, drive grip acc. to DIN 5264, ISO 2380/1. SoftFinish grip

## General ordering data

Type	SDIS 0.6X3.5X100	Version	
Order No.	<a href="#">9008390000</a>	Screwdriver, Screwdriver	
GTIN (EAN)	4032248056354		
Qty.	1 ST		

## VLI 1.5 DB

Weidmüller Interface GmbH &amp; Co. KG

Klingenbergstraße 26

D-32758 Detmold

Germany

## Accessories

www.weidmueller.com

## Blank



The Dekafix (DEK) marker is the universal marker for all conductor and plug-in connectors as well as for electronic sub-assemblies. The system is ideal for short number sequences and covers a wide range of ready-printed markers.


Strips for fast installation in only one work step. The printing is easy to read, rich in contrast and available in various widths.

- Large range of ready-to-use markers
  - Strips for fast installation
  - Terminal markers, suitable for all Weidmüller cable connectors
  - Available as blank MultiCard or with standard printing
- For custom printing: Please send us a file of our labeling software M-Print PRO or M-Print PRO Online (without installation) for your labeling specifications.

## General ordering data

Type	DEK 5/6 MC NE WS	Version
Order No.	<a href="#">1609820000</a>	Dekafix, Terminal marker, 5 x 6 mm, Pitch in mm (P): 6.00
GTIN (EAN)	4008190203436	Weidmueller, white
Qty.	1000 ST	
Type	WS 8/5 MC NE WS	Version
Order No.	<a href="#">1640740000</a>	WS, Terminal marker, 8 x 5 mm, Pitch in mm (P): 5.00 Weidmueller,
GTIN (EAN)	4008190279103	Allen-Bradley, white
Qty.	720 ST	

## SchT group marker carrier



The SchT 5 S group tag carriers are clipped directly onto the TS 32 mounting rail (G-rail) or the TS 35 mounting rail (top-hat rail). It is therefore possible to label the terminal strip irrespective of the terminal and the type of terminal. SchT 5 and SchT 5 S are fitted with ESO 5, STR 5 protective strips.

The SchT 7 is a hinged group tag carrier for inlay tags which enables easy access to the clamping screw.

The SchT 7 is fitted with ESO 7, STR 7 protective strips or DEK 5.

Inlay tags and protective strips can be found under "Accessories".

## General ordering data

Type	SCHT 7	Version
Order No.	<a href="#">0517960000</a>	SCHT, Terminal marker, 39.3 x 8 mm, Pitch in mm (P): 7.00
GTIN (EAN)	4008190001742	Weidmueller, white
Qty.	20 ST	

## VLI 1.5 DB

Weidmüller Interface GmbH &amp; Co. KG

Klingenbergstraße 26

D-32758 Detmold

Germany

www.weidmueller.com

## Accessories

## ZGB pivotable group tag holder



The ZGB 15 is a hinged group tag carrier. The tag carrier can hold the dekafix 5, WS 12/5 terminal markers or the inlay tag ESO 15.

The ZGB 30 is a hinged group tag carrier. The tag carrier can hold the dekafix 5, WS 12/5 terminal markers or the inlay tag ESO 7.

Inlay tags and protective strips can be found under "Accessories".

## General ordering data

Type	ZGB 15	Version
Order No.	<a href="#">1636530000</a>	Terminal markers, Terminal marker, 15 x 7 mm, Pitch in mm (P): 5.00
GTIN (EAN)	4008190297053	Weidmueller, white
Qty.	20 ST	
Type	ZGB 30	Version
Order No.	<a href="#">1611930000</a>	Terminal markers, Terminal marker, 32 x 7 mm, Pitch in mm (P): 5.00
GTIN (EAN)	4008190002251	Weidmueller, white
Qty.	20 ST	

## WS 8/5



## WS/ DEK

MultiMark terminal markers use an innovative composite material made from two components. The hard base contour of the marker snaps securely into the connector. The elastic surface finish makes the marker easy to mount. This specially punched material enables the strips to be stretched to accommodate the slight variations in spacing that tend to add up, especially with long terminal blocks. Another advantage: the excellent printability of the surface material guarantees durable and wear-resistant labelling. A print resolution of 300 dpi also produces a very legible script.

Your benefits with MultiMark

- Firm hold and durable printing
- Continuous strips save installation time
- Easy mounting thanks to an innovative composite material
- Large label field for optimal legibility
- High flexibility thanks to manufacturer independence

## General ordering data

Type	WS 8/5 MM WS	Version
Order No.	<a href="#">2007150000</a>	WS, Terminal marker, 8 x 5 mm, Weidmueller, white
GTIN (EAN)	4050118392029	
Qty.	800 ST	