


**DLI 2.5/LD-RT/NPN -+ DB****Weidmüller Interface GmbH & Co. KG**

Klingenbergstraße 26

D-32758 Detmold

Germany

www.weidmueller.com

**Product image**

The terminal blocks with DLA and DLI screw connection technology offer compact options for signal wiring. Potentials can be distributed easily and reliably via the cross-connection channels. For signal visualisation, we offer variants with LED display and an optional PE connection.

**General ordering data**

Version	Initiator/actuator terminal, Screw connection, dark beige, 2.5 mm <sup>2</sup> , 24 A, 30 V, Number of connections: 4, Number of levels: 3, TS 35
Order No.	<a href="#">1783950000</a>
Type	DLI 2.5/LD-RT/NPN -+ DB
GTIN (EAN)	4032248212590
Qty.	50 items

## DLI 2.5/LD-RT/NPN -+ DB

**Weidmüller Interface GmbH & Co. KG**  
 Klingenbergstraße 26  
 D-32758 Detmold  
 Germany

www.weidmueller.com

## Technical data

## Approvals

Approvals



ROHS Conform

UL File Number Search [UL Website](#)

Certificate No. (UR) E60693

## Dimensions and weights

Depth	48.5 mm	Depth (inches)	1.9094 inch
Depth including DIN rail	49 mm	Height	66 mm
Height (inches)	2.5984 inch	Width	6.1 mm
Width (inches)	0.2402 inch	Net weight	10.75 g

## Temperatures

Storage temperature	-25 °C...55 °C	Ambient temperature	-50 °C...75 °C
Continuous operating temp., min.	-50 °C	Continuous operating temp., max.	120 °C

## Environmental Product Compliance

RoHS Compliance Status	Compliant with exemption
RoHS Exemption (if applicable/known)	7cl
REACH SVHC	No SVHC above 0.1 wt%

## Material data

Basic material	Wemid	Colour	dark beige
UL 94 flammability rating	V-0		

## System specifications

Version	Screw connection, with LED, One end without connector	End cover plate required	Yes
Number of potentials	2	Number of levels	3
Number of clamping points per level	1	Number of potentials per tier	1
Levels cross-connected internally	No	PE connection	No
Mounting rail	TS 35	N-function	No
PE function	No	PEN function	No

## Additional technical data

Open sides	right	Number of similar terminals	1
Explosion-tested version	No	Type of mounting	Snap-on
Electronic component	red LED		

## CSA rating data

Wire cross section max. (CSA)	12 AWG	Voltage size C (CSA)	30 V
Current size C (CSA)	10 A	Certificate No. (CSA)	12400-134
Voltage size B (CSA)	30 V	Current size B (CSA)	10 A
Voltage size D (CSA)	30 V	Current size D (CSA)	10 A
Wire cross section min. (CSA)	26 AWG		

## DLI 2.5/LD-RT/NPN -+ DB

Weidmüller Interface GmbH &amp; Co. KG

Klingenbergstraße 26

D-32758 Detmold

Germany

www.weidmueller.com

## Technical data

## Conductors for clamping (additional connection)

Conductor cross-section, flexible plus plastic collar DIN 46228/1, further connection, max. 2.5 mm<sup>2</sup>

## Conductors for clamping (rated connection)

Gauge to IEC 60947-1	A3			
Wire connection cross section AWG, max.	AWG 12			
Connection direction	on side			
Tightening torque, max.	0.6 Nm			
Tightening torque, min.	0.4 Nm			
Stripping length	7 mm			
Type of connection 2	Screw connection			
Type of connection	Screw connection			
Number of connections	4			
Clamping range, max.	4 mm²			
Clamping range, min.	0.13 mm²			
Clamping screw	M 2.5			
Blade size	0.6 x 3.5 mm			
Wire connection cross section AWG, min.	AWG 26			
Wire connection cross-section, finely stranded with wire-end ferrules DIN 46228/4, min.	0.13 mm²			
Wire connection cross-section, finely stranded with wire-end ferrules DIN 46228/1, max.	2.5 mm²			
Wire connection cross-section, finely stranded with wire-end ferrules DIN 46228/1, min.	0.13 mm²			
Wire connection cross section, finely stranded, max.	4 mm²			
Wire connection cross section, finely stranded, min.	0.13 mm²			
Connection cross-section, stranded, max.	4 mm²			
Connection cross-section, stranded, min.	0.13 mm²			
Torque level with DMS electric screwdriver	1			
Wire connection cross-section, solid core, max.	4 mm²			
Wire connection cross-section, solid core, min.	0.13 mm²			
Connection cross-section, finely stranded, min.	0.13 mm²			
Clampable conductor	Connection specification		Screw connection	
	Cross-section for conductor connection	Type	solid, H05(07) V-U	
		min.	0.5 mm²	
		max.	4 mm²	
		nominal	2.5 mm²	
	wire end ferrule	Stripping length	min.	7 mm
			max.	7 mm
			nominal	7 mm
		Tightening torque	min.	0.4 Nm
			max.	0.6 Nm
			Connection specification	
	Cross-section for conductor connection	Type	stranded, H07V-R	

## DLI 2.5/LD-RT/NPN -+ DB

Weidmüller Interface GmbH &amp; Co. KG

Klingenbergstraße 26

D-32758 Detmold

Germany

www.weidmueller.com

## Technical data

	min.	1.5 mm <sup>2</sup>
	max.	4 mm <sup>2</sup>
	nominal	2.5 mm <sup>2</sup>
wire end ferrule	Stripping length	min. 7 mm
		max. 7 mm
		nominal 7 mm
	Tightening torque	min. 0.4 Nm
		max. 0.6 Nm
Connection specification		Screw connection
Cross-section for conductor connection	Type	flexible, H05(07) V-K
	min.	0.5 mm <sup>2</sup>
	max.	4 mm <sup>2</sup>
	nominal	2.5 mm <sup>2</sup>
wire end ferrule	Stripping length	min. 7 mm
		max. 7 mm
		nominal 7 mm
	Tightening torque	min. 0.4 Nm
		max. 0.6 Nm

## General

Wire connection cross section AWG, max.	AWG 12	Wire connection cross section AWG, min.	AWG 26
Standards	IEC 60947-7-1	Mounting rail	TS 35

## Rating data

Rated cross-section	2.5 mm <sup>2</sup>	Rated voltage	30 V
Rated DC voltage	30 V	Nominal current	24 A
Current at maximum wires	24 A	Standards	IEC 60947-7-1
Volume resistance according to IEC 60947-7-x	1.33 mΩ	Rated impulse withstand voltage	0.8 kV
Power loss in accordance with IEC 60947-7-x	0.77 W	Pollution severity	3

## UL rating data

Conductor size Factory wiring max. (UR)	12 AWG	Conductor size Factory wiring min. (UR)	26 AWG
Certificate No. (UR)	E60693	Conductor size Field wiring min. (UR)	22 AWG
Conductor size Field wiring max. (UR)	12 AWG		

## Classifications

ETIM 8.0	EC000900	ETIM 9.0	EC000900
ETIM 10.0	EC000900	ECLASS 14.0	27-25-01-12
ECLASS 15.0	27-25-01-12		

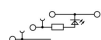
DLI 2.5/LD-RT/NPN -+ DB

Weidmüller Interface GmbH & Co. KG  
Klingenbergstraße 26  
D-32758 Detmold  
Germany

[www.weidmueller.com](http://www.weidmueller.com)

Drawings

• •



## DLI 2.5/LD-RT/NPN -+ DB

**Weidmüller Interface GmbH & Co. KG**  
 Klingenbergstraße 26  
 D-32758 Detmold  
 Germany

www.weidmueller.com

## Accessories

## Cross-connections



The distribution or multiplication of a potential to adjoining terminal blocks is realized via a cross-connection. Additional wiring effort can be easily avoided. Even if the poles are broken out, contact reliability in the terminal blocks is still ensured. Our portfolio offers pluggable and screwable cross-connection systems for modular terminal blocks.

## General ordering data

Type	Q 2 DLI	Version
Order No.	<a href="#">1312500000</a>	Cross-connector (terminal), when screwed in, grey, 24 A, Number of
GTIN (EAN)	4008190039837	poles: 2, Pitch in mm (P): 6.10, Insulated: No, Width: 11.1 mm
Qty.	50 ST	
Type	Q 3 DLI	Version
Order No.	<a href="#">1312600000</a>	Cross-connector (terminal), when screwed in, grey, 24 A, Number of
GTIN (EAN)	4008190024604	poles: 3, Pitch in mm (P): 6.10, Insulated: No, Width: 17.2 mm
Qty.	50 ST	
Type	Q 4 DLI	Version
Order No.	<a href="#">1312700000</a>	Cross-connector (terminal), when screwed in, grey, 24 A, Number of
GTIN (EAN)	4008190162122	poles: 4, Pitch in mm (P): 6.10, Insulated: No, Width: 23.3 mm
Qty.	50 ST	
Type	Q 10 DLI	Version
Order No.	<a href="#">1313100000</a>	Cross-connector (terminal), when screwed in, grey, 24 A, Number of
GTIN (EAN)	4008190167622	poles: 10, Pitch in mm (P): 6.00, Insulated: No, Width: 59.9 mm
Qty.	20 ST	
Type	Q 20 DLI	Version
Order No.	<a href="#">1399800000</a>	Cross-connector (terminal), when screwed in, grey, 24 A, Number of
GTIN (EAN)	4008190070670	poles: 20, Pitch in mm (P): 5.00, Insulated: No, Width: 120.9 mm
Qty.	20 ST	
Type	QL 2 DLI	Version
Order No.	<a href="#">0297200000</a>	Cross-connector (terminal), when screwed in, grey, 20 A, Number of
GTIN (EAN)	4008190057176	poles: 2, Pitch in mm (P): 6.10, Insulated: No, Width: 11.1 mm
Qty.	100 ST	
Type	VQB 1.5/50 BL	Version
Order No.	<a href="#">1633280000</a>	Cross-connector (terminal), when screwed in, blue, 17.5 A, Number of
GTIN (EAN)	4008190257743	poles: 50, Pitch in mm (P): 6.20, Insulated: Yes, Width: 4.2 mm
Qty.	5 ST	
Type	VQB 1.5/50 RT	Version
Order No.	<a href="#">1633290000</a>	Cross-connector (terminal), when screwed in, red, 17.5 A, Number of
GTIN (EAN)	4008190257750	poles: 50, Pitch in mm (P): 6.20, Insulated: Yes, Width: 4.2 mm
Qty.	5 ST	
Type	VQB 1.5/50 SW	Version
Order No.	<a href="#">1635120000</a>	Cross-connector (terminal), when screwed in, black, 17.5 A, Number
GTIN (EAN)	4008190262761	of poles: 50, Pitch in mm (P): 6.20, Insulated: Yes, Width: 4.2 mm
Qty.	5 ST	

## DLI 2.5/LD-RT/NPN -+ DB

**Weidmüller Interface GmbH & Co. KG**  
Klingenbergstraße 26  
D-32758 Detmold  
Germany

[www.weidmueller.com](http://www.weidmueller.com)

## Accessories

### Protection against contact



Our systems for touch protection ensure greater safety in your cabinet. They provide protection against electric shock caused by accidental contact with live parts due to operation or faults.

### General ordering data

Type	HP 4 ADP3	Version
Order No.	<a href="#">0485860000</a>	End and partition plate for terminals, beige, Height: 82 mm, Width: 3
GTIN (EAN)	4008190151096	mm, V-2, PA 66
Qty.	20 ST	

### End plates and partition plates




Partition plates and end plates are essential accessories for terminal blocks. Partition plates provide optical and electrical separation of different potentials and functional groups, increasing safety and ensuring a clear structure inside the control cabinet. End plates close the terminal block row on the sides, protect against contact with live parts, and ensure a clean, stable finish. Both components are precisely matched to the respective Weidmüller terminal block series, contributing to safe, compliant, and professional wiring.

### General ordering data

Type	TSCH 1	Version
Order No.	<a href="#">0319160000</a>	Small partition (terminal), PA 66, beige, Continuous operating temp.,
GTIN (EAN)	4008190097219	max.: 100 °C
Qty.	100 ST	

### End bracket



Weidmüller's range of products includes end brackets that guarantee a permanent, reliable mounting on the terminal rail and prevent sliding. Versions with and without screws are available. The end brackets include marking options, also for group markers, and also a test plug holder.

### General ordering data

Type	EW 35	Version
Order No.	<a href="#">0383560000</a>	End bracket, beige, TS 35, V-2, Wemid, Width: 8.5 mm, 100 °C
GTIN (EAN)	4008190181314	
Qty.	50 ST	

## DLI 2.5/LD-RT/NPN -+ DB

**Weidmüller Interface GmbH & Co. KG**  
Klingenbergstraße 26  
D-32758 Detmold  
Germany

[www.weidmueller.com](http://www.weidmueller.com)

## Accessories

### Cross-connections



The distribution or multiplication of a potential to adjoining terminal blocks is realized via a cross-connection. Additional wiring effort can be easily avoided. Even if the poles are broken out, contact reliability in the terminal blocks is still ensured. Our portfolio offers pluggable and screwable cross-connection systems for modular terminal blocks.

### General ordering data

Type	VH 4.2/4/2.8	Version
Order No.	<a href="#">1345800000</a>	Connecting sleeve (terminal), when screwed in, Width: 4 mm, Height: 4 mm, Depth: 4.2 mm, Number of poles: 1, Copper
GTIN (EAN)	4008190070403	
Qty.	100 ST	

### Protection against contact



Our systems for touch protection ensure greater safety in your cabinet. They provide protection against electric shock caused by accidental contact with live parts due to operation or faults.

### General ordering data

Type	ADP 3/HP3 1M	Version
Order No.	<a href="#">0485400000</a>	SAK Series, Cover profile, Transparent, 1000 mm
GTIN (EAN)	4008190023928	
Qty.	20 M	

### Custom printing



The Dekafix (DEK) marker is the universal marker for all conductor and plug-in connectors as well as for electronic sub-assemblies. The system is ideal for short number sequences and covers a wide range of ready-printed markers.

Strips for fast installation in only one work step. The printing is easy to read, rich in contrast and available in various widths.

- Large range of ready-to-use markers
  - Strips for fast installation
  - Terminal markers, suitable for all Weidmüller cable connectors
  - Available as blank MultiCard or with standard printing
- For custom printing: Please send us a file of our labeling software M-Print PRO or M-Print PRO Online (without installation) for your labeling specifications.



## DLI 2.5/LD-RT/NPN -+ DB

**Weidmüller Interface GmbH & Co. KG**  
 Klingenbergstraße 26  
 D-32758 Detmold  
 Germany

www.weidmueller.com

## Accessories

## General ordering data

Type	DEK 5/6 MC SDR	Version
Order No.	<a href="#">1609830000</a>	Dekafix, Terminal marker, 5 x 6 mm, Pitch in mm (P): 6.00
GTIN (EAN)	4008190456603	Weidmueller, To customer specification
Qty.	200 ST	

## Blank



The Dekafix (DEK) marker is the universal marker for all conductor and plug-in connectors as well as for electronic sub-assemblies. The system is ideal for short number sequences and covers a wide range of ready-printed markers.

Strips for fast installation in only one work step. The printing is easy to read, rich in contrast and available in various widths.

- Large range of ready-to-use markers
  - Strips for fast installation
  - Terminal markers, suitable for all Weidmüller cable connectors
  - Available as blank MultiCard or with standard printing
- For custom printing: Please send us a file of our labeling software M-Print PRO or M-Print PRO Online (without installation) for your labeling specifications.

## General ordering data

Type	DEK 5/6 MC NE WS	Version
Order No.	<a href="#">1609820000</a>	Dekafix, Terminal marker, 5 x 6 mm, Pitch in mm (P): 6.00
GTIN (EAN)	4008190203436	Weidmueller, white
Qty.	1000 ST	

## Marker holder



The marker holder offer the possibility of additional mounting of standard markers with a pitch of 5 or 5.1 mm. The angled holders can be optionally snapped together and could be mounted in all standard marking channels of the Klippon® Connect modular terminal blocks. Fitting marker types could be found under the respective accessories of the designation marking holder.

## General ordering data

Type	BZT 1 WS 10/5	Version
Order No.	<a href="#">1805490000</a>	Accessories, Marker holder
GTIN (EAN)	4032248270231	
Qty.	100 ST	

Type	BZT 1 ZA WS 10/5	Version
Order No.	<a href="#">1805520000</a>	Accessories, Marker holder
GTIN (EAN)	4032248270248	
Qty.	100 ST	

**DLI 2.5/LD-RT/NPN -+ DB****Weidmüller Interface GmbH & Co. KG**

Klingenbergstraße 26

D-32758 Detmold

Germany

[www.weidmueller.com](http://www.weidmueller.com)**Accessories****End plates and partition plates**

Partition plates and end plates are essential accessories for terminal blocks. Partition plates provide optical and electrical separation of different potentials and functional groups, increasing safety and ensuring a clear structure inside the control cabinet. End plates close the terminal block row on the sides, protect against contact with live parts, and ensure a clean, stable finish. Both components are precisely matched to the respective Weidmüller terminal block series, contributing to safe, compliant, and professional wiring.

**General ordering data**

General ordering data		Version
Type	AP DLI2.5 DB	End plate for terminals, dark beige, Height: 65.65 mm, Width: 1.5 mm, V-O, Wemid, Snap-on: Yes
Order No.	<a href="#">1783550000</a>	
GTIN (EAN)	4032248189847	
Qty.	20 ST	