


DLI 2.5/LD-GN/NPN -+ DB**Weidmüller Interface GmbH & Co. KG**

Klingenbergstraße 26

D-32758 Detmold

Germany

www.weidmueller.com**Product image**

The terminal blocks with DLA and DLI screw connection technology offer compact options for signal wiring. Potentials can be distributed easily and reliably via the cross-connection channels. For signal visualisation, we offer variants with LED display and an optional PE connection.

General ordering data

Version	Initiator/actuator terminal, Screw connection, dark beige, 2.5 mm ² , 24 A, 30 V, Number of connections: 4, Number of levels: 3, TS 35
Order No.	1783940000
Type	DLI 2.5/LD-GN/NPN -+ DB
GTIN (EAN)	4032248218813
Qty.	50 items

DLI 2.5/LD-GN/NPN -+ DB

Weidmüller Interface GmbH & Co. KG
 Klingenbergstraße 26
 D-32758 Detmold
 Germany

www.weidmueller.com

Technical data

Approvals

Approvals



ROHS	Conform
UL File Number Search	UL Website
Certificate No. (UR)	E60693

Dimensions and weights

Depth	48.5 mm	Depth (inches)	1.9094 inch
Depth including DIN rail	49 mm	Height	66 mm
Height (inches)	2.5984 inch	Width	6.1 mm
Width (inches)	0.2402 inch	Net weight	10.75 g

Temperatures

Storage temperature	-25 °C...55 °C	Ambient temperature	-50 °C...75 °C
Continuous operating temp., min.	-50 °C	Continuous operating temp., max.	120 °C

Environmental Product Compliance

RoHS Compliance Status	Compliant with exemption
RoHS Exemption (if applicable/known)	7cl
REACH SVHC	No SVHC above 0.1 wt%

Material data

Basic material	Wemid	Colour	dark beige
UL 94 flammability rating	V-0		

System specifications

Version	Screw connection, with LED, One end without connector	End cover plate required	Yes
Number of potentials	2	Number of levels	3
Number of clamping points per level	1	Number of potentials per tier	1
Levels cross-connected internally	No	PE connection	No
Mounting rail	TS 35	N-function	No
PE function	No	PEN function	No

Additional technical data

Open sides	right	Number of similar terminals	1
Explosion-tested version	No	Type of mounting	Snap-on
Electronic component	Green LED		

CSA rating data

Wire cross section max. (CSA)	12 AWG	Voltage size C (CSA)	30 V
Current size C (CSA)	10 A	Certificate No. (CSA)	12400-134
Voltage size B (CSA)	30 V	Current size B (CSA)	10 A
Voltage size D (CSA)	30 V	Current size D (CSA)	10 A
Wire cross section min. (CSA)	26 AWG		

DLI 2.5/LD-GN/NPN -+ DB**Weidmüller Interface GmbH & Co. KG**

Klingenbergstraße 26

D-32758 Detmold

Germany

www.weidmueller.com

Technical data**Conductors for clamping (additional connection)**

Conductor cross-section, flexible plus plastic collar DIN 46228/1, further connection, max. 2.5 mm²

Conductors for clamping (rated connection)

Gauge to IEC 60947-1	A3			
Wire connection cross section AWG, max.	AWG 12			
Connection direction	on side			
Tightening torque, max.	0.6 Nm			
Tightening torque, min.	0.4 Nm			
Stripping length	7 mm			
Type of connection 2	Screw connection			
Type of connection	Screw connection			
Number of connections	4			
Clamping range, max.	4 mm²			
Clamping range, min.	0.13 mm²			
Clamping screw	M 2.5			
Blade size	0.6 x 3.5 mm			
Wire connection cross section AWG, min.	AWG 26			
Wire connection cross-section, finely stranded with wire-end ferrules DIN 46228/4, min.	0.13 mm²			
Wire connection cross-section, finely stranded with wire-end ferrules DIN 46228/1, max.	2.5 mm²			
Wire connection cross-section, finely stranded with wire-end ferrules DIN 46228/1, min.	0.13 mm²			
Wire connection cross section, finely stranded, max.	4 mm²			
Wire connection cross section, finely stranded, min.	0.13 mm²			
Connection cross-section, stranded, max.	4 mm²			
Connection cross-section, stranded, min.	0.13 mm²			
Torque level with DMS electric screwdriver	1			
Wire connection cross-section, solid core, max.	4 mm²			
Wire connection cross-section, solid core, min.	0.13 mm²			
Connection cross-section, finely stranded, min.	0.13 mm²			
Clampable conductor	Connection specification		Screw connection	
	Cross-section for conductor connection	Type	solid, H05(07) V-U	
		min.	0.5 mm²	
		max.	4 mm²	
		nominal	2.5 mm²	
	wire end ferrule	Stripping length	min.	7 mm
			max.	7 mm
			nominal	7 mm
		Tightening torque	min.	0.4 Nm
			max.	0.6 Nm
			Connection specification	
	Cross-section for conductor connection	Type	stranded, H07V-R	

DLI 2.5/LD-GN/NPN -+ DB

Weidmüller Interface GmbH & Co. KG

Klingenbergstraße 26

D-32758 Detmold

Germany

www.weidmueller.com

Technical data

	min.	1.5 mm ²
	max.	4 mm ²
	nominal	2.5 mm ²
wire end ferrule	Stripping length	min. 7 mm
		max. 7 mm
		nominal 7 mm
	Tightening torque	min. 0.4 Nm
		max. 0.6 Nm
Connection specification		Screw connection
Cross-section for conductor connection	Type	flexible, H05(07) V-K
	min.	0.5 mm ²
	max.	4 mm ²
	nominal	2.5 mm ²
wire end ferrule	Stripping length	min. 7 mm
		max. 7 mm
		nominal 7 mm
	Tightening torque	min. 0.4 Nm
		max. 0.6 Nm

General

Wire connection cross section AWG, max.	AWG 12	Wire connection cross section AWG, min.	AWG 26
Standards	IEC 60947-7-1	Mounting rail	TS 35

Rating data

Rated cross-section	2.5 mm ²	Rated voltage	30 V
Rated DC voltage	30 V	Nominal current	24 A
Current at maximum wires	24 A	Standards	IEC 60947-7-1
Volume resistance according to IEC 60947-7-x	1.33 mΩ	Rated impulse withstand voltage	0.8 kV
Power loss in accordance with IEC 60947-7-x	0.77 W	Pollution severity	3

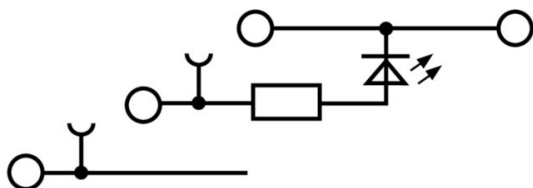
UL rating data

Conductor size Factory wiring max. (UR)	12 AWG	Conductor size Factory wiring min. (UR)	26 AWG
Certificate No. (UR)	E60693	Conductor size Field wiring min. (UR)	22 AWG
Conductor size Field wiring max. (UR)	12 AWG		

Classifications

ETIM 8.0	EC000900	ETIM 9.0	EC000900
ETIM 10.0	EC000900	ECLASS 14.0	27-25-01-12
ECLASS 15.0	27-25-01-12		

Drawings



DLI 2.5/LD-GN/NPN → DB

Weidmüller Interface GmbH & Co. KG
 Klingenbergstraße 26
 D-32758 Detmold
 Germany

www.weidmueller.com

Accessories

Cross-connections



The distribution or multiplication of a potential to adjoining terminal blocks is realized via a cross-connection. Additional wiring effort can be easily avoided. Even if the poles are broken out, contact reliability in the terminal blocks is still ensured. Our portfolio offers pluggable and screwable cross-connection systems for modular terminal blocks.

General ordering data

Type	Q 2 DLI	Version
Order No.	1312500000	Cross-connector (terminal), when screwed in, grey, 24 A, Number of
GTIN (EAN)	4008190039837	poles: 2, Pitch in mm (P): 6.10, Insulated: No, Width: 11.1 mm
Qty.	50 ST	
Type	Q 3 DLI	Version
Order No.	1312600000	Cross-connector (terminal), when screwed in, grey, 24 A, Number of
GTIN (EAN)	4008190024604	poles: 3, Pitch in mm (P): 6.10, Insulated: No, Width: 17.2 mm
Qty.	50 ST	
Type	Q 4 DLI	Version
Order No.	1312700000	Cross-connector (terminal), when screwed in, grey, 24 A, Number of
GTIN (EAN)	4008190162122	poles: 4, Pitch in mm (P): 6.10, Insulated: No, Width: 23.3 mm
Qty.	50 ST	
Type	Q 10 DLI	Version
Order No.	1313100000	Cross-connector (terminal), when screwed in, grey, 24 A, Number of
GTIN (EAN)	4008190167622	poles: 10, Pitch in mm (P): 6.00, Insulated: No, Width: 59.9 mm
Qty.	20 ST	
Type	Q 20 DLI	Version
Order No.	1399800000	Cross-connector (terminal), when screwed in, grey, 24 A, Number of
GTIN (EAN)	4008190070670	poles: 20, Pitch in mm (P): 5.00, Insulated: No, Width: 120.9 mm
Qty.	20 ST	
Type	QL 2 DLI	Version
Order No.	0297200000	Cross-connector (terminal), when screwed in, grey, 20 A, Number of
GTIN (EAN)	4008190057176	poles: 2, Pitch in mm (P): 6.10, Insulated: No, Width: 11.1 mm
Qty.	100 ST	
Type	VQB 1.5/50 BL	Version
Order No.	1633280000	Cross-connector (terminal), when screwed in, blue, 17.5 A, Number of
GTIN (EAN)	4008190257743	poles: 50, Pitch in mm (P): 6.20, Insulated: Yes, Width: 4.2 mm
Qty.	5 ST	
Type	VQB 1.5/50 RT	Version
Order No.	1633290000	Cross-connector (terminal), when screwed in, red, 17.5 A, Number of
GTIN (EAN)	4008190257750	poles: 50, Pitch in mm (P): 6.20, Insulated: Yes, Width: 4.2 mm
Qty.	5 ST	
Type	VQB 1.5/50 SW	Version
Order No.	1635120000	Cross-connector (terminal), when screwed in, black, 17.5 A, Number
GTIN (EAN)	4008190262761	of poles: 50, Pitch in mm (P): 6.20, Insulated: Yes, Width: 4.2 mm
Qty.	5 ST	

DLI 2.5/LD-GN/NPN -+ DB

Weidmüller Interface GmbH & Co. KG

Klingenbergstraße 26

D-32758 Detmold

Germany

www.weidmueller.com

Accessories

Protection against contact



Our systems for touch protection ensure greater safety in your cabinet. They provide protection against electric shock caused by accidental contact with live parts due to operation or faults.

General ordering data

Type	HP 4 ADP3	Version
Order No.	0485860000	End and partition plate for terminals, beige, Height: 82 mm, Width: 3
GTIN (EAN)	4008190151096	mm, V-2, PA 66
Qty.	20 ST	

End plates and partition plates




Partition plates and end plates are essential accessories for terminal blocks. Partition plates provide optical and electrical separation of different potentials and functional groups, increasing safety and ensuring a clear structure inside the control cabinet. End plates close the terminal block row on the sides, protect against contact with live parts, and ensure a clean, stable finish. Both components are precisely matched to the respective Weidmüller terminal block series, contributing to safe, compliant, and professional wiring.

General ordering data

Type	TSCH 1	Version
Order No.	0319160000	Small partition (terminal), PA 66, beige, Continuous operating temp.,
GTIN (EAN)	4008190097219	max.: 100 °C
Qty.	100 ST	

End bracket



Weidmüller's range of products includes end brackets that guarantee a permanent, reliable mounting on the terminal rail and prevent sliding. Versions with and without screws are available. The end brackets include marking options, also for group markers, and also a test plug holder.

General ordering data

Type	EW 35	Version
Order No.	0383560000	End bracket, beige, TS 35, V-2, Wemid, Width: 8.5 mm, 100 °C
GTIN (EAN)	4008190181314	
Qty.	50 ST	

DLI 2.5/LD-GN/NPN -+ DB

Weidmüller Interface GmbH & Co. KG

Klingenbergstraße 26

D-32758 Detmold

Germany

www.weidmueller.com

Accessories

Cross-connections



The distribution or multiplication of a potential to adjoining terminal blocks is realized via a cross-connection. Additional wiring effort can be easily avoided. Even if the poles are broken out, contact reliability in the terminal blocks is still ensured. Our portfolio offers pluggable and screwable cross-connection systems for modular terminal blocks.

General ordering data

Type	VH 4.2/4/2.8	Version
Order No.	1345800000	Connecting sleeve (terminal), when screwed in, Width: 4 mm, Height: 4 mm, Depth: 4.2 mm, Number of poles: 1, Copper
GTIN (EAN)	4008190070403	
Qty.	100 ST	

Protection against contact



Our systems for touch protection ensure greater safety in your cabinet. They provide protection against electric shock caused by accidental contact with live parts due to operation or faults.

General ordering data

Type	ADP 3/HP3 1M	Version
Order No.	0485400000	SAK Series, Cover profile, Transparent, 1000 mm
GTIN (EAN)	4008190023928	
Qty.	20 M	

Custom printing



The Dekafix (DEK) marker is the universal marker for all conductor and plug-in connectors as well as for electronic sub-assemblies. The system is ideal for short number sequences and covers a wide range of ready-printed markers.

Strips for fast installation in only one work step. The printing is easy to read, rich in contrast and available in various widths.

- Large range of ready-to-use markers
 - Strips for fast installation
 - Terminal markers, suitable for all Weidmüller cable connectors
 - Available as blank MultiCard or with standard printing
- For custom printing: Please send us a file of our labeling software M-Print PRO or M-Print PRO Online (without installation) for your labeling specifications.

DLI 2.5/LD-GN/NPN -+ DB

Weidmüller Interface GmbH & Co. KG
 Klingenbergstraße 26
 D-32758 Detmold
 Germany

www.weidmueller.com

Accessories

General ordering data

Type	DEK 5/6 MC SDR	Version
Order No.	1609830000	Dekafix, Terminal marker, 5 x 6 mm, Pitch in mm (P): 6.00
GTIN (EAN)	4008190456603	Weidmueller, To customer specification
Qty.	200 ST	

Blank



The Dekafix (DEK) marker is the universal marker for all conductor and plug-in connectors as well as for electronic sub-assemblies. The system is ideal for short number sequences and covers a wide range of ready-printed markers.

Strips for fast installation in only one work step. The printing is easy to read, rich in contrast and available in various widths.

- Large range of ready-to-use markers
 - Strips for fast installation
 - Terminal markers, suitable for all Weidmüller cable connectors
 - Available as blank MultiCard or with standard printing
- For custom printing: Please send us a file of our labeling software M-Print PRO or M-Print PRO Online (without installation) for your labeling specifications.

General ordering data

Type	DEK 5/6 MC NE WS	Version
Order No.	1609820000	Dekafix, Terminal marker, 5 x 6 mm, Pitch in mm (P): 6.00
GTIN (EAN)	4008190203436	Weidmueller, white
Qty.	1000 ST	

Marker holder



The marker holder offer the possibility of additional mounting of standard markers with a pitch of 5 or 5.1 mm. The angled holders can be optionally snapped together and could be mounted in all standard marking channels of the Klippon® Connect modular terminal blocks. Fitting marker types could be found under the respective accessories of the designation marking holder.

General ordering data

Type	BZT 1 WS 10/5	Version
Order No.	1805490000	Accessories, Marker holder
GTIN (EAN)	4032248270231	
Qty.	100 ST	

Type	BZT 1 ZA WS 10/5	Version
Order No.	1805520000	Accessories, Marker holder
GTIN (EAN)	4032248270248	
Qty.	100 ST	

DLI 2.5/LD-GN/NPN -+ DB

Weidmüller Interface GmbH & Co. KG

Klingenbergstraße 26

D-32758 Detmold

Germany

www.weidmueller.com

Accessories

End plates and partition plates



Partition plates and end plates are essential accessories for terminal blocks. Partition plates provide optical and electrical separation of different potentials and functional groups, increasing safety and ensuring a clear structure inside the control cabinet. End plates close the terminal block row on the sides, protect against contact with live parts, and ensure a clean, stable finish. Both components are precisely matched to the respective Weidmüller terminal block series, contributing to safe, compliant, and professional wiring.

General ordering data

Type	AP DLI2.5 DB	Version	
Order No.	1783550000	End plate for terminals, dark beige, Height: 65.65 mm, Width: 1.5 mm, V-O, Wemid, Snap-on: Yes	
GTIN (EAN)	4032248189847		
Qty.	20 ST		