


ZDU 1.5/3AN OR**Weidmüller Interface GmbH & Co. KG**

Klingenbergstraße 26

D-32758 Detmold

Germany

www.weidmueller.com

Product image

To feed through power, signal, and data is the classical requirement in electrical engineering and panel building. The insulating material, the connection system and the design of the terminal blocks are the differentiating features. A feed-through terminal block is suitable for joining and/or connecting one or more conductors. They could have one or more connection levels that are on the same potential or insulated against one another.

General ordering data

Version	Feed-through terminal, Tension-clamp connection, 1.5 mm ² , 500 V, 17.5 A, orange
Order No.	1775550000
Type	ZDU 1.5/3AN OR
GTIN (EAN)	4032248181612
Qty.	100 items

ZDU 1.5/3AN OR

Weidmüller Interface GmbH & Co. KG

Klingenbergstraße 26

D-32758 Detmold

Germany

www.weidmueller.com

Technical data

Approvals

Approvals



ROHS	Conform
UL File Number Search	UL Website
Certificate No. (cURus)	E60693
Certificate No. (cURusEX)	E184763

Dimensions and weights

Depth	36.5 mm	Depth (inches)	1.437 inch
Depth including DIN rail	37 mm	Height	63.5 mm
Height (inches)	2.5 inch	Width	3.5 mm
Width (inches)	0.1378 inch	Net weight	5.14 g

Temperatures

Storage temperature	-25 °C...55 °C	Ambient temperature	-50 °C...75 °C
Continuous operating temp., min.	-50 °C	Continuous operating temp., max.	120 °C

Environmental Product Compliance

RoHS Compliance Status	Compliant without exemption
REACH SVHC	No SVHC above 0.1 wt%

Material data

Basic material	Wemid	Colour	orange
UL 94 flammability rating	V-0		

Rating data IECEx/ATEX

Certificate No. (ATEX)	DEMKO15ATEX1467U	Certificate No. (IECEX)	IECEXULD15.0008U
Max. voltage (ATEX)	550 V	Current (ATEX)	15 A
Wire cross section max. (ATEX)	1.5 mm ²	Max. voltage (IECEX)	550 V
Wire cross section max. (IECEX)	1.5 mm ²	Marking EN 60079-7	Ex eb II C Gb
Ex 2014/34/EU label	II 2 G D		

System specifications

Version	Tension-clamp connection, for plug-in cross-connector, One end without connector	End cover plate required	Yes
Number of potentials	1	Number of levels	1
Number of clamping points per level	3	Number of potentials per tier	1
Levels cross-connected internally	No	PE connection	No
Mounting rail	TS 35		

ZDU 1.5/3AN OR

Weidmüller Interface GmbH & Co. KG

Klingenbergstraße 26

D-32758 Detmold

Germany

www.weidmueller.com

Technical data

Additional technical data

Open sides	right	Number of similar terminals	1
Explosion-tested version	Yes	Type of mounting	Snap-on

CSA rating data

Wire cross section max. (CSA)	14 AWG	Voltage size C (CSA)	300 V
Current size C (CSA)	20 A	Certificate No. (CSA)	200039-1152892
Wire cross section min. (CSA)	26 AWG		

Conductors for clamping (additional connection)

Connection type, additional connection Tension clamp connection with actuator

Conductors for clamping (rated connection)

Gauge to IEC 60947-1	B1	Wire connection cross section AWG, max.	AWG 16
Connection direction	top	Stripping length	10 mm
Type of connection	Tension-clamp connection	Number of connections	3
Clamping range, max.	1.5 mm ²	Clamping range, min.	0.05 mm ²
Blade size	0.4 x 2.0 mm	Wire connection cross section AWG, min.	AWG 16
Wire connection cross-section, finely stranded with wire-end ferrules DIN 46228/4, max.	1 mm ²	Wire connection cross-section, finely stranded with wire-end ferrules DIN 46228/4, min.	0.05 mm ²
Wire connection cross-section, finely stranded with wire-end ferrules DIN 46228/1, max.	1.5 mm ²	Wire connection cross-section, finely stranded with wire-end ferrules DIN 46228/1, min.	0.05 mm ²
Wire connection cross section, finely stranded, max.	1.5 mm ²	Wire connection cross section, finely stranded, min.	0.05 mm ²
Connection cross-section, stranded, max.	1.5 mm ²	Connection cross-section, stranded, min.	0.05 mm ²
Twin wire-end ferrules, max.	0.75 mm ²	Twin wire-end ferrules, min.	0.5 mm ²
Wire connection cross-section, solid core, max.	1.5 mm ²	Wire connection cross-section, solid core, min.	0.05 mm ²
Connection cross-section, finely stranded, min.	0.05 mm ²		

General

Wire connection cross section AWG, max.	AWG 16	Wire connection cross section AWG, min.	AWG 16
Standards	IEC 60947-7-1	Mounting rail	TS 35

Rating data

Rated cross-section	1.5 mm ²	Rated voltage	500 V
Rated DC voltage	500 V	Nominal current	17.5 A
Current at maximum wires	17.5 A	Standards	IEC 60947-7-1
Volume resistance according to IEC 60947-7-x	1.83 mΩ	Rated impulse withstand voltage	6 kV
Power loss in accordance with IEC 60947-7-x	0.56 W	Pollution severity	3

ZDU 1.5/3AN OR

Weidmüller Interface GmbH & Co. KG
Klingenbergstraße 26
D-32758 Detmold
Germany

www.weidmueller.com

Technical data

UL rating data

Certificate No. (cURus) E60693

Classifications

ETIM 8.0	EC000897	ETIM 9.0	EC000897
ETIM 10.0	EC000897	ECLASS 14.0	27-25-01-01
ECLASS 15.0	27-25-01-01		

Drawings



ZDU 1.5/3AN OR

Weidmüller Interface GmbH & Co. KG
 Klingenbergstraße 26
 D-32758 Detmold
 Germany

www.weidmueller.com

Accessories

Cross-connections



The distribution or multiplication of a potential to adjoining terminal blocks is realized via a cross-connection. Additional wiring effort can be easily avoided. Even if the poles are broken out, contact reliability in the terminal blocks is still ensured. Our portfolio offers pluggable and screwable cross-connection systems for modular terminal blocks.

General ordering data

Type	ZQV 1.5/2	Version
Order No.	1776120000	Accessories, Cross-connector, 17.5 A
GTIN (EAN)	4032248200139	
Qty.	60 ST	
Type	ZQV 1.5/3	Version
Order No.	1776130000	Accessories, Cross-connector, 17.5 A
GTIN (EAN)	4032248200153	
Qty.	60 ST	
Type	ZQV 1.5/4	Version
Order No.	1776140000	Accessories, Cross-connector, 17.5 A
GTIN (EAN)	4032248200160	
Qty.	60 ST	
Type	ZQV 1.5/5	Version
Order No.	1776150000	Accessories, Cross-connector, 17.5 A
GTIN (EAN)	4032248236336	
Qty.	20 ST	
Type	ZQV 1.5/10	Version
Order No.	1776200000	Accessories, Cross-connector, 17.5 A
GTIN (EAN)	4032248200177	
Qty.	20 ST	

End plates and partition plates



Partition plates and end plates are essential accessories for terminal blocks. Partition plates provide optical and electrical separation of different potentials and functional groups, increasing safety and ensuring a clear structure inside the control cabinet. End plates close the terminal block row on the sides, protect against contact with live parts, and ensure a clean, stable finish. Both components are precisely matched to the respective Weidmüller terminal block series, contributing to safe, compliant, and professional wiring.

General ordering data

Type	ZAP/TW ZDU1.5/3AN	Version
Order No.	1776060000	Z-series, End plate, Partition plate
GTIN (EAN)	4032248188147	
Qty.	20 ST	

ZDU 1.5/3AN OR

Weidmüller Interface GmbH & Co. KG
 Klingenbergstraße 26
 D-32758 Detmold
 Germany

www.weidmueller.com

Accessories

Type	ZAP/TW ZDU1.5/3AN BL	Version
Order No.	1776070000	Z-series, End plate, Partition plate
GTIN (EAN)	4032248188154	
Qty.	20 ST	
Type	ZAP/TW ZDU1.5/3AN OR	Version
Order No.	1776080000	Z-series, End plate, Partition plate
GTIN (EAN)	4032248188161	
Qty.	20 ST	

End bracket



Weidmüller's range of products includes end brackets that guarantee a permanent, reliable mounting on the terminal rail and prevent sliding. Versions with and without screws are available. The end brackets include marking options, also for group markers, and also a test plug holder.

General ordering data

Type	EW 35	Version
Order No.	0383560000	End bracket, beige, TS 35, V-2, Wemid, Width: 8.5 mm, 100 °C
GTIN (EAN)	4008190181314	
Qty.	50 ST	
Type	EW 35 GR 7032	Version
Order No.	0383530000	End bracket, grey, TS 35, V-0, Wemid, Width: 9 mm, 120 °C
GTIN (EAN)	4008190027322	
Qty.	50 ST	
Type	EW 35/SCHA/M3	Version
Order No.	0258660000	End bracket, beige, TS 35, V-2, Wemid, Width: 16.5 mm, 100 °C
GTIN (EAN)	4008190033477	
Qty.	20 ST	
Type	WEW 35/1	Version
Order No.	1059000000	End bracket, dark beige, TS 35, V-2, Wemid, Width: 12 mm, 100 °C
GTIN (EAN)	4008190172282	
Qty.	50 ST	
Type	WEW 35/2	Version
Order No.	1061200000	End bracket, dark beige, TS 35, HB, Wemid, Width: 8 mm, 100 °C
GTIN (EAN)	4008190030230	
Qty.	50 ST	
Type	ZEW 35	Version
Order No.	9540000000	End bracket, dark beige, TS 35, V-2, Wemid, Width: 6 mm, 100 °C
GTIN (EAN)	4008190956264	
Qty.	20 ST	
Type	ZEW 35/2	Version
Order No.	8630740000	End bracket, dark beige, TS 35, V-2, Wemid, Width: 8 mm, 100 °C
GTIN (EAN)	4032248348916	
Qty.	20 ST	

ZDU 1.5/3AN OR

Weidmüller Interface GmbH & Co. KG
 Klingenbergstraße 26
 D-32758 Detmold
 Germany

www.weidmueller.com

Accessories

Testadapter and testsockets



Test adapters and test plugs are used for the electrical connection between terminal blocks and the test equipment. In this way, an electrical contact can be established in the wired state and measurements can be done easily.

General ordering data

Type	ZTA 5	Version	
Order No.	1776210000	Accessories, Test adapter, 13.5 A	
GTIN (EAN)	4032248190676		
Qty.	25 ST		
Type	ZTA 5/ZA	Version	
Order No.	1776220000	Accessories, Test adapter, 13.5 A	
GTIN (EAN)	4032248190683		
Qty.	25 ST		

Reducing sleeves




The use of reducing sleeves simplifies the connection of conductors with smaller cross-sections. Conductors can be reliably inserted into the clamping point without the strands fraying. The use of a reducing sleeve centres the conductor in the entry point.

General ordering data

Type	ZRH 1.5S/1	Version	
Order No.	1781950000	Accessories, Reducing sleeve	
GTIN (EAN)	4032248199525		
Qty.	500 ST		

Warning cover



Warning covers with a flash symbol provide more safety for man and machine. They are used where external voltage must be indicated within the application.

ZDU 1.5/3AN OR

Weidmüller Interface GmbH & Co. KG
 Klingenbergstraße 26
 D-32758 Detmold
 Germany

www.weidmueller.com

Accessories

General ordering data

Type	ZAD 7/4	Version	
Order No.	1781940000	Z-series, Cover	
GTIN (EAN)	4032248193431		
Qty.	20 ST		

Blank



The Dekafix (DEK) marker is the universal marker for all conductor and plug-in connectors as well as for electronic sub-assemblies. The system is ideal for short number sequences and covers a wide range of ready-printed markers.

Strips for fast installation in only one work step. The printing is easy to read, rich in contrast and available in various widths.

- Large range of ready-to-use markers
 - Strips for fast installation
 - Terminal markers, suitable for all Weidmüller cable connectors
 - Available as blank MultiCard or with standard printing
- For custom printing: Please send us a file of our labeling software M-Print PRO or M-Print PRO Online (without installation) for your labeling specifications.

General ordering data

Type	DEK 5/3.5 MC NE WS	Version	
Order No.	1755270000	Dekafix, Terminal marker, 5 x 3.5 mm, Pitch in mm (P): 3.50	
GTIN (EAN)	4032248017348	Weidmueller, white	
Qty.	500 ST		
Type	WS 12/3.5 MC NE WS	Version	
Order No.	1778270000	WS, Terminal marker, 12 x 3.5 mm, Pitch in mm (P): 3.50	
GTIN (EAN)	4032248161041	Weidmueller, Allen-Bradley, white	
Qty.	600 ST		

ZDU 1.5/3AN OR

Weidmüller Interface GmbH & Co. KG

Klingenbergstraße 26


D-32758 Detmold

Germany

Accessories

www.weidmueller.com

DEK 5/3.5



WS/ DEK

MultiMark terminal markers use an innovative composite material made from two components. The hard base contour of the marker snaps securely into the connector. The elastic surface finish makes the marker easy to mount. This specially punched material enables the strips to be stretched to accommodate the slight variations in spacing that tend to add up, especially with long terminal blocks. Another advantage: the excellent printability of the surface material guarantees durable and wear-resistant labelling. A print resolution of 300 dpi also produces a very legible script.

Your benefits with MultiMark

- Firm hold and durable printing
- Continuous strips save installation time
- Easy mounting thanks to an innovative composite material
- Large label field for optimal legibility
- High flexibility thanks to manufacturer independence

General ordering data

Type	DEK 5/3.5 MM WS	Version	
Order No.	2007100000	Dekafix, Terminal marker, 5 x 3.5 mm, Weidmueller, white	
GTIN (EAN)	4050118391992		
Qty.	1000 ST		

WS 12/3.5



WS/ DEK

MultiMark terminal markers use an innovative composite material made from two components. The hard base contour of the marker snaps securely into the connector. The elastic surface finish makes the marker easy to mount. This specially punched material enables the strips to be stretched to accommodate the slight variations in spacing that tend to add up, especially with long terminal blocks. Another advantage: the excellent printability of the surface material guarantees durable and wear-resistant labelling. A print resolution of 300 dpi also produces a very legible script.

Your benefits with MultiMark

- Firm hold and durable printing
- Continuous strips save installation time
- Easy mounting thanks to an innovative composite material
- Large label field for optimal legibility
- High flexibility thanks to manufacturer independence

General ordering data

Type	WS 12/3.5 MM WS	Version	
Order No.	2007180000	WS, Terminal marker, 12 x 3.5 mm, Weidmueller, white	
GTIN (EAN)	4050118392203		
Qty.	1000 ST		

ZDU 1.5/3AN OR

Weidmüller Interface GmbH & Co. KG
Klingenbergstraße 26
D-32758 Detmold
Germany

www.weidmueller.com

Accessories**Slotted screwdriver**

Slotted screwdriver with rounded blade SD DIN 5265,
ISO 2380/2, output to DIN 5264, ISO 2380/1.
ChromTop tip, SoftFinish grip

General ordering data

Type	SDS 0.4X2.0X60	Version	
Order No.	2749260000	Screwdriver, Blade width (B): 2 mm, Blade length: 60 mm, Blade	
GTIN (EAN)	4050118895537	thickness (A): 0.4 mm	
Qty.	1 ST		