


ZDU 16/3AN BL**Weidmüller Interface GmbH & Co. KG**Klingenbergstraße 26
D-32758 Detmold
Germany

www.weidmueller.com

Product image

To feed through power, signal, and data is the classical requirement in electrical engineering and panel building. The insulating material, the connection system and the design of the terminal blocks are the differentiating features. A feed-through terminal block is suitable for joining and/or connecting one or more conductors. They could have one or more connection levels that are on the same potential or insulated against one another.

General ordering data

| | |
|------------|---|
| Version | Feed-through terminal, Tension-clamp connection, 16 mm ² , 800 V, 76 A, blue |
| Order No. | 1768330000 |
| Type | ZDU 16/3AN BL |
| GTIN (EAN) | 4032248122820 |
| Qty. | 20 items |

ZDU 16/3AN BL

Weidmüller Interface GmbH & Co. KG
 Klingenbergstraße 26
 D-32758 Detmold
 Germany

www.weidmueller.com

Technical data

Approvals

Approvals



| | |
|-----------------------|----------------------------|
| ROHS | Conform |
| UL File Number Search | UL Website |
| Certificate No. (UR) | E60693 |

Dimensions and weights

| | | | |
|--------------------------|-------------|----------------|-------------|
| Depth | 50.5 mm | Depth (inches) | 1.9882 inch |
| Depth including DIN rail | 51.5 mm | Height | 99 mm |
| Height (inches) | 3.8976 inch | Width | 12.1 mm |
| Width (inches) | 0.4764 inch | Net weight | 51.77 g |

Temperatures

| | | | |
|----------------------------------|----------------|----------------------------------|----------------|
| Storage temperature | -25 °C...55 °C | Ambient temperature | -50 °C...75 °C |
| Continuous operating temp., min. | -50 °C | Continuous operating temp., max. | 120 °C |

Environmental Product Compliance

| | | | |
|--------------------------|-----------------------------|------------------|--|
| RoHS Compliance Status | Compliant without exemption | | |
| REACH SVHC | No SVHC above 0.1 wt% | | |
| Product Carbon Footprint | Cradle to gate | 0.536 kg CO2 eq. | |

Material data

| | | | |
|---------------------------|-------|--------|------|
| Basic material | Wemid | Colour | blue |
| UL 94 flammability rating | V-0 | | |

Rating data IECEX/ATEX

| | | | |
|--------------------------------|--------------------|---------------------------------|--------------------|
| Certificate No. (ATEX) | DEMKO15ATEX1467U | Certificate No. (IECEX) | IECEXULD15.0008U |
| Max. voltage (ATEX) | 690 V | Current (ATEX) | 66 A |
| Wire cross section max. (ATEX) | 25 mm ² | Max. voltage (IECEX) | 690 V |
| Current (IECEX) | 66 A | Wire cross section max. (IECEX) | 25 mm ² |
| Marking EN 60079-7 | Ex eb II C Gb | Ex 2014/34/EU label | II 2 G D |

System specifications

| | | | |
|-------------------------------------|--|-------------------------------|-----|
| Version | Tension-clamp connection, for plug-in cross-connector, One end without connector | End cover plate required | Yes |
| Number of potentials | 1 | Number of levels | 1 |
| Number of clamping points per level | 3 | Number of potentials per tier | 1 |
| Levels cross-connected internally | No | PE connection | No |
| Mounting rail | TS 35 | | |

ZDU 16/3AN BL

Weidmüller Interface GmbH & Co. KG

Klingenbergstraße 26

D-32758 Detmold

Germany

www.weidmueller.com

Technical data

Additional technical data

| | | | |
|--------------------------|-------|-----------------------------|---------|
| Open sides | right | Number of similar terminals | 1 |
| Explosion-tested version | Yes | Type of mounting | Snap-on |

CSA rating data

| | | | |
|-------------------------------|--------|-----------------------|----------------|
| Wire cross section max. (CSA) | 4 AWG | Voltage size C (CSA) | 600 V |
| Current size C (CSA) | 65 A | Certificate No. (CSA) | 200039-1152892 |
| Voltage size B (CSA) | 600 V | Current size B (CSA) | 65 A |
| Voltage size D (CSA) | 600 V | Current size D (CSA) | 5 A |
| Wire cross section min. (CSA) | 14 AWG | | |

Conductors for clamping (additional connection)

Connection type, additional connection Tension-clamp connection

Conductors for clamping (rated connection)

| | | | |
|---|--------------------------|---|---------------------|
| Gauge to IEC 60947-1 | A7 | Wire connection cross section AWG, max. | AWG 4 |
| Connection direction | top | Stripping length | 18 mm |
| Type of connection | Tension-clamp connection | Number of connections | 3 |
| Clamping range, max. | 25 mm ² | Clamping range, min. | 1.5 mm ² |
| Blade size | 1.0 x 5.5 mm | Wire connection cross section AWG, min. | AWG 14 |
| Wire connection cross-section, finely stranded with wire-end ferrules DIN 46228/4, max. | 16 mm ² | Wire connection cross-section, finely stranded with wire-end ferrules DIN 46228/4, min. | 1.5 mm ² |
| Wire connection cross-section, finely stranded with wire-end ferrules DIN 46228/1, max. | 16 mm ² | Wire connection cross-section, finely stranded with wire-end ferrules DIN 46228/1, min. | 1.5 mm ² |
| Wire connection cross section, finely stranded, max. | 16 mm ² | Wire connection cross section, finely stranded, min. | 1.5 mm ² |
| Connection cross-section, stranded, max. | 25 mm ² | Connection cross-section, stranded, min. | 1.5 mm ² |
| Wire connection cross-section, solid core, max. | 16 mm ² | Wire connection cross-section, solid core, min. | 1.5 mm ² |
| Connection cross-section, finely stranded, min. | 1.5 mm ² | | |

General

| | | | |
|---|---------------|---|--------|
| Wire connection cross section AWG, max. | AWG 4 | Wire connection cross section AWG, min. | AWG 14 |
| Standards | IEC 60947-7-1 | Mounting rail | TS 35 |

Rating data

| | | | |
|--|--------------------|---------------------------------|---------------|
| Rated cross-section | 16 mm ² | Rated voltage | 800 V |
| Rated DC voltage | 800 V | Nominal current | 76 A |
| Current at maximum wires | 76 A | Standards | IEC 60947-7-1 |
| Volume resistance according to IEC 60947-7-x | 0.42 mΩ | Rated impulse withstand voltage | 8 kV |
| Power loss in accordance with IEC 60947-7-x | 2.43 W | Pollution severity | 3 |


ZDU 16/3AN BL**Weidmüller Interface GmbH & Co. KG**Klingenbergstraße 26
D-32758 Detmold
Germanywww.weidmueller.com**Technical data****UL rating data**

| | | | |
|---|--------|---|--------|
| Conductor size Factory wiring max. (UR) | 4 AWG | Current size C (UR) | 65 A |
| Voltage size C (UR) | 600 V | Conductor size Factory wiring min. (UR) | 14 AWG |
| Certificate No. (UR) | E60693 | Conductor size Field wiring min. (UR) | 14 AWG |
| Conductor size Field wiring max. (UR) | 4 AWG | | |

Classifications

| | | | |
|-------------|-------------|-------------|-------------|
| ETIM 8.0 | EC000897 | ETIM 9.0 | EC000897 |
| ETIM 10.0 | EC000897 | ECLASS 14.0 | 27-25-01-01 |
| ECLASS 15.0 | 27-25-01-01 | | |

Drawings



ZDU 16/3AN BL

Weidmüller Interface GmbH & Co. KG
 Klingenbergstraße 26
 D-32758 Detmold
 Germany

www.weidmueller.com

Accessories

End plates and partition plates



Partition plates and end plates are essential accessories for terminal blocks. Partition plates provide optical and electrical separation of different potentials and functional groups, increasing safety and ensuring a clear structure inside the control cabinet. End plates close the terminal block row on the sides, protect against contact with live parts, and ensure a clean, stable finish. Both components are precisely matched to the respective Weidmüller terminal block series, contributing to safe, compliant, and professional wiring.

General ordering data

| | | |
|------------|----------------------------|--------------------------------------|
| Type | ZAP/TW 10/16 | Version |
| Order No. | 1749580000 | Z-series, End plate, Partition plate |
| GTIN (EAN) | 4032248138920 | |
| Qty. | 20 ST | |
| Type | ZAP/TW 10/16 BL | Version |
| Order No. | 1768520000 | Z-series, End plate, Partition plate |
| GTIN (EAN) | 4032248110421 | |
| Qty. | 20 ST | |

End bracket



Weidmüller's range of products includes end brackets that guarantee a permanent, reliable mounting on the terminal rail and prevent sliding. Versions with and without screws are available. The end brackets include marking options, also for group markers, and also a test plug holder.

General ordering data

| | | |
|------------|----------------------------|--|
| Type | EW 35 | Version |
| Order No. | 0383560000 | End bracket, beige, TS 35, V-2, Wemid, Width: 8.5 mm, 100 °C |
| GTIN (EAN) | 4008190181314 | |
| Qty. | 50 ST | |
| Type | EW 35 GR 7032 | Version |
| Order No. | 0383530000 | End bracket, grey, TS 35, V-0, Wemid, Width: 9 mm, 120 °C |
| GTIN (EAN) | 4008190027322 | |
| Qty. | 50 ST | |
| Type | EW 35/SCHA/M3 | Version |
| Order No. | 0258660000 | End bracket, beige, TS 35, V-2, Wemid, Width: 16.5 mm, 100 °C |
| GTIN (EAN) | 4008190033477 | |
| Qty. | 20 ST | |
| Type | WEW 35/1 | Version |
| Order No. | 1059000000 | End bracket, dark beige, TS 35, V-2, Wemid, Width: 12 mm, 100 °C |
| GTIN (EAN) | 4008190172282 | |
| Qty. | 50 ST | |

ZDU 16/3AN BL

Weidmüller Interface GmbH & Co. KG
 Klingenbergstraße 26
 D-32758 Detmold
 Germany

www.weidmueller.com

Accessories

| | | | |
|------------|----------------------------|---|--|
| Type | WEW 35/2 | Version | |
| Order No. | 1061200000 | End bracket, dark beige, TS 35, HB, Wemid, Width: 8 mm, 100 °C | |
| GTIN (EAN) | 4008190030230 | | |
| Qty. | 50 ST | | |
| Type | ZEW 35 | Version | |
| Order No. | 9540000000 | End bracket, dark beige, TS 35, V-2, Wemid, Width: 6 mm, 100 °C | |
| GTIN (EAN) | 4008190956264 | | |
| Qty. | 20 ST | | |
| Type | ZEW 35/2 | Version | |
| Order No. | 8630740000 | End bracket, dark beige, TS 35, V-2, Wemid, Width: 8 mm, 100 °C | |
| GTIN (EAN) | 4032248348916 | | |
| Qty. | 20 ST | | |

Testadapter and testsockets



Test adapters and test plugs are used for the electrical connection between terminal blocks and the test equipment. In this way, an electrical contact can be established in the wired state and measurements can be done easily.

General ordering data

| | | | |
|------------|----------------------------|---------------------------------------|--|
| Type | PS 2.3 RT | Version | |
| Order No. | 0180400000 | Test adapter (terminal), 230 V, 20 mA | |
| GTIN (EAN) | 4008190060121 | | |
| Qty. | 20 ST | | |

STR transparent strips



General ordering data

| | | | |
|------------|----------------------------|--|--|
| Type | STR 7 F.SCHT 7 | Version | |
| Order No. | 0515300000 | Terminal markers, Protective cap, 27 x 6.3 mm, Transparent | |
| GTIN (EAN) | 4008190182175 | | |
| Qty. | 20 ST | | |

ZDU 16/3AN BL

Weidmüller Interface GmbH & Co. KG
 Klingenbergstraße 26
 D-32758 Detmold
 Germany

www.weidmueller.com

Accessories

Warning cover



Warning covers with a flash symbol provide more safety for man and machine. They are used where external voltage must be indicated within the application.

General ordering data

| | | | |
|------------|----------------------------|-----------------|--|
| Type | ZAD 5/5 | Version | |
| Order No. | 1745210000 | Z-series, Cover | |
| GTIN (EAN) | 4008190071448 | | |
| Qty. | 20 ST | | |

Blank



The Dekafix (DEK) marker is the universal marker for all conductor and plug-in connectors as well as for electronic sub-assemblies. The system is ideal for short number sequences and covers a wide range of ready-printed markers.

Strips for fast installation in only one work step. The printing is easy to read, rich in contrast and available in various widths.

- Large range of ready-to-use markers
 - Strips for fast installation
 - Terminal markers, suitable for all Weidmüller cable connectors
 - Available as blank MultiCard or with standard printing
- For custom printing: Please send us a file of our labeling software M-Print PRO or M-Print PRO Online (without installation) for your labeling specifications.

General ordering data

| | | | |
|------------|----------------------------|--|--|
| Type | DEK 5/5 MC NE WS | Version | |
| Order No. | 1609801044 | Dekafix, Terminal marker, 5 x 5 mm, Pitch in mm (P): 5.00 | |
| GTIN (EAN) | 4008190397111 | Weidmueller, white | |
| Qty. | 1000 ST | | |
| Type | WS 15/5 MC NE WS | Version | |
| Order No. | 1609880000 | WS, Terminal marker, 15 x 5 mm, Pitch in mm (P): 5.00 Weidmueller, | |
| GTIN (EAN) | 4008190203504 | Allen-Bradley, white | |
| Qty. | 480 ST | | |
| Type | ZS 15/5 MC NE WS | Version | |
| Order No. | 1646630000 | ZS, Terminal marker, 15 x 5 mm, Pitch in mm (P): 5.00 Weidmueller, | |
| GTIN (EAN) | 4008190401214 | Allen-Bradley, white | |
| Qty. | 480 ST | | |

ZDU 16/3AN BL

Weidmüller Interface GmbH & Co. KG
 Klingenbergstraße 26
 D-32758 Detmold
 Germany

Accessories

www.weidmueller.com

ZGB pivotable group tag holder



The ZGB 15 is a hinged group tag carrier. The tag carrier can hold the dekafix 5, WS 12/5 terminal markers or the inlay tag ESO 15.


The ZGB 30 is a hinged group tag carrier. The tag carrier can hold the dekafix 5, WS 12/5 terminal markers or the inlay tag ESO 7.

Inlay tags and protective strips can be found under "Accessories".

General ordering data

| | | |
|------------|----------------------------|---|
| Type | ZGB 30 | Version |
| Order No. | 1611930000 | Terminal markers, Terminal marker, 32 x 7 mm, Pitch in mm (P): 5.00 |
| GTIN (EAN) | 4008190002251 | Weidmueller, white |
| Qty. | 20 ST | |
| Type | ZGB 15 | Version |
| Order No. | 1636530000 | Terminal markers, Terminal marker, 15 x 7 mm, Pitch in mm (P): 5.00 |
| GTIN (EAN) | 4008190297053 | Weidmueller, white |
| Qty. | 20 ST | |
| Type | ZGB 30/3.5 | Version |
| Order No. | 1778290000 | Terminal markers, Terminal marker, 32 x 7 mm, Pitch in mm (P): 3.50 |
| GTIN (EAN) | 4032248161065 | white |
| Qty. | 20 ST | |

Marker holder



The marker holder offer the possibility of additional mounting of standard markers with a pitch of 5 or 5.1 mm. The angled holders can be optionally snapped together and could be mounted in all standard marking channels of the Klippon® Connect modular terminal blocks. Fitting marker types could be found under the respective accessories of the designation marking holder.

General ordering data

| | | |
|------------|----------------------------|----------------------------|
| Type | BZT 1 WS 10/5 | Version |
| Order No. | 1805490000 | Accessories, Marker holder |
| GTIN (EAN) | 4032248270231 | |
| Qty. | 100 ST | |
| Type | BZT 1 ZA WS 10/5 | Version |
| Order No. | 1805520000 | Accessories, Marker holder |
| GTIN (EAN) | 4032248270248 | |
| Qty. | 100 ST | |

Accessories**Slotted screwdriver**

Slotted screwdriver with rounded blade SD DIN 5265,
ISO 2380/2, output to DIN 5264, ISO 2380/1.
ChromTop tip, SoftFinish grip

General ordering data

| | | | |
|------------|----------------------------|---|--|
| Type | SDS 1.0X5.5X150 | Version | |
| Order No. | 2749380000 | Screwdriver, Blade width (B): 5.5 mm, Blade length: 150 mm, Blade | |
| GTIN (EAN) | 4050118895605 | thickness (A): 1 mm | |
| Qty. | 1 ST | | |