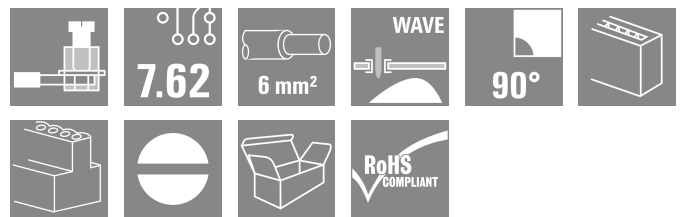



LPP 7.62/06/90 3.2SN OR BX

Weidmüller Interface GmbH & Co. KG
 Klingenbergstraße 26
 D-32758 Detmold
 Germany

www.weidmuller.com

Product image



Similar to illustration

Test point, 1000 V, 32 A and 6 mm² conductor cross-section are feasible with this PCB terminal with proven clamping yoke connection at 7.50 and 7.62 mm pitch, conductor outlet direction 90° and 135°.

General ordering data

Version	Printed circuit board terminals, 7.62 mm, Number of poles: 6, 90°, Solder pin length (l): 3.2 mm, tinned, orange, Clamping yoke connection, Clamping range, max. : 6 mm ² , Box
Order No.	1766540000
Type	LPP 7.62/06/90 3.2SN OR BX
GTIN (EAN)	4032248066698
Qty.	50 items
Product data	IEC: 1000 V / 32 A / 0.5 - 6 mm ² UL: 300 V / 20 A / AWG 26 - AWG 12
Packaging	Box

LPP 7.62/06/90 3.2SN OR BX

Weidmüller Interface GmbH & Co. KG
Klingenbergstraße 26
D-32758 Detmold
Germany

www.weidmueller.com

Technical data

Approvals

Approvals



ROHS	Conform
UL File Number Search	UL Website
Certificate No. (UR)	E60693

Dimensions and weights

Depth	11 mm	Depth (inches)	0.4331 inch
Height	20.2 mm	Height (inches)	0.7953 inch
Height of lowest version	17 mm	Width	46.32 mm
Width (inches)	1.8236 inch	Net weight	11.62 g

Environmental Product Compliance

RoHS Compliance Status	Compliant without exemption
REACH SVHC	No SVHC above 0.1 wt%

System parameters

Product family	OMNIMATE Signal - series LP	Wire connection method	Clamping yoke connection
Mounting onto the PCB	THT solder connection	Conductor outlet direction	90°
Pitch in mm (P)	7.62 mm	Pitch in inches (P)	0.300 "
Number of poles	6	Pin series quantity	1
Fitted by customer	Yes	Number of rows	1
Max. adjacent poles per row	16	Solder pin length (l)	3.2 mm
Solder pin dimensions	0.75 x 0.9 mm	Solder eyelet hole diameter (D)	1.3 mm
Solder eyelet hole diameter tolerance (D)+	0,1 mm	Number of solder pins per pole	1
Screwdriver blade	0.6 x 3.5	Screwdriver blade standard	DIN 5264
Tightening torque, min.	0.5 Nm	Tightening torque, max.	0.6 Nm
Clamping screw	M 3	Stripping length	6 mm
L1 in mm	38.10 mm	L1 in inches	1.500 "
Touch-safe protection acc. to DIN VDE 0470	IP 20	Touch-safe protection acc. to DIN VDE 57 106	Safe from finger touch
Protection degree	IP20	Volume resistance	1.20 mΩ

Material data

Insulating material	PA	Colour	orange
Colour chart (similar)	RAL 2000	Insulating material group	I
Comparative Tracking Index (CTI)	≥ 600	Moisture Level (MSL)	
UL 94 flammability rating	V-2	Contact material	Cu-alloy
Contact surface	tinned	Coating	1-3 μm Ni, 4-6 μm SN
Tinning type	matt	Layer structure of solder connection	4...6 μm Ni / 4...6 μm Sn
Storage temperature, min.	-40 °C	Storage temperature, max.	70 °C
Operating temperature, min.	-50 °C	Operating temperature, max.	100 °C
Temperature range, installation, min.	-25 °C	Temperature range, installation, max.	100 °C

Conductors suitable for connection

Clamping range, min.	0.13 mm ²
Clamping range, max.	6 mm ²

LPP 7.62/06/90 3.2SN OR BX

Weidmüller Interface GmbH & Co. KG
 Klingenbergstraße 26
 D-32758 Detmold
 Germany

www.weidmueller.com

Technical data

Wire connection cross section AWG, min.	AWG 26			
Wire connection cross section AWG, max.	AWG 12			
Solid, min. H05(07) V-U	0.5 mm ²			
Solid, max. H05(07) V-U	6 mm ²			
Stranded, max. H07V-R	6 mm ²			
Flexible, min. H05(07) V-K	0.5 mm ²			
Flexible, max. H05(07) V-K	4 mm ²			
w. plastic collar ferrule, DIN 46228 pt 4, min.	0.5 mm ²			
w. plastic collar ferrule, DIN 46228 pt 4, max.	2.5 mm ²			
w. wire end ferrule, DIN 46228 pt 1, min.	0.5 mm ²			
w. wire end ferrule, DIN 46228 pt 1, max.	2.5 mm ²			
Plug gauge in accordance with EN 60999 a x b; ø	2.8 mm x 2.4 mm; 3.0 mm			
Clampable conductor	Cross-section for conductor connection	Type	fine-wired	
		nominal	0.5 mm ²	
	wire end ferrule	Stripping length	nominal	8 mm
		Recommended wire-end ferrule	H0.5/12 OR	
		Stripping length	nominal	6 mm
		Recommended wire-end ferrule	H0.5/6	
	Cross-section for conductor connection	Type	fine-wired	
		nominal	0.75 mm ²	
	wire end ferrule	Stripping length	nominal	8 mm
		Recommended wire-end ferrule	H0.75/12 W	
		Stripping length	nominal	6 mm
		Recommended wire-end ferrule	H0.75/6	
Cross-section for conductor connection	Type	fine-wired		
	nominal	1 mm ²		
wire end ferrule	Stripping length	nominal	8 mm	
	Recommended wire-end ferrule	H1.0/12 GE		
	Stripping length	nominal	6 mm	
	Recommended wire-end ferrule	H1.0/6		
Reference text	Length of ferrules is to be chosen depending on the product and the rated voltage.. The outside diameter of the plastic collar should not be larger than the pitch (P)			

Rated data acc. to IEC

tested acc. to standard	IEC 60664-1, IEC 61984	Rated current, min. number of poles (Tu=20°C)	32 A
Rated current, max. number of poles (Tu=20°C)	32 A	Rated current, min. number of poles (Tu=40°C)	32 A
Rated current, max. number of poles (Tu=40°C)	30.5 A	Rated voltage for surge voltage class / pollution degree II/2	1000 V
Rated voltage for surge voltage class / pollution degree III/2	500 V	Rated voltage for surge voltage class / pollution degree III/3	500 V
Rated impulse voltage for surge voltage class/ pollution degree II/2	6 kV	Rated impulse voltage for surge voltage class/ pollution degree III/2	6 kV
Rated impulse voltage for surge voltage class/ contamination degree III/3	6 kV	Short-time withstand current resistance	3 x 1s with 120 A

LPP 7.62/06/90 3.2SN OR BX

Weidmüller Interface GmbH & Co. KG
 Klingenbergstraße 26
 D-32758 Detmold
 Germany

www.weidmueller.com

Technical data

Rated data acc. to CSA

Institute (CSA)	CSA	Certificate No. (CSA)	200039-1202191
Rated voltage (Use group B / CSA)	300 V	Rated voltage (Use group D / CSA)	300 V
Rated current (Use group B / CSA)	20 A	Rated current (Use group D / CSA)	10 A
Wire cross-section, AWG, min.	AWG 26	Wire cross-section, AWG, max.	AWG 12
Reference to approval values	Specifications are maximum values, details - see approval certificate.		

Rated data acc. to UL 1059

Institute (UR)	UR	Certificate No. (UR)	E60693
Rated voltage (Use group B / UL 1059)	300 V	Rated voltage (Use group D / UL 1059)	300 V
Rated current (Use group B / UL 1059)	20 A	Rated current (Use group D / UL 1059)	10 A
Wire cross-section, AWG, min.	AWG 26	Wire cross-section, AWG, max.	AWG 12
Reference to approval values	Specifications are maximum values, details - see approval certificate.		

Packing

Packaging	Box	VPE length	140.00 mm
VPE width	100.00 mm	VPE height	60.00 mm

Type tests

Test: Durability of markings	Standard	draft DIN VDE 0627 section 6.2.2 / 09.91	
	Test	mark of origin, type identification, rated voltage, rated cross-section, pitch, approval marking SEV, durability	
	Evaluation	available	
Test: Clampable cross section	Standard	DIN EN 60999 section 6 and 8.1 / 04.94, DIN EN 60947-1 section 8.2.4.5.1 / 07.98	
	Conductor type	Type of conductor and conductor cross-section	solid 0,12 mm ²
		Type of conductor and conductor cross-section	flexible 0,12 mm ²
		Type of conductor and conductor cross-section	flexible 4 mm ²
		Type of conductor and conductor cross-section	solid 6 mm ²
		Type of conductor and conductor cross-section	AWG 26/1
		Type of conductor and conductor cross-section	AWG 26/19
		Type of conductor and conductor cross-section	AWG 12/1
		Type of conductor and conductor cross-section	AWG 12/19
Evaluation	passed		
Test for damage to and accidental loosening of conductors	Standard	DIN EN 60999 section 8.4 / 04.94	
	Requirement	0.2 kg	

LPP 7.62/06/90 3.2SN OR BX

Weidmüller Interface GmbH & Co. KG
 Klingenbergstraße 26
 D-32758 Detmold
 Germany

www.weidmueller.com

Technical data

Pull-out test	Conductor type	Type of conductor and conductor cross-section	AWG 26/1
		Type of conductor and conductor cross-section	AWG 26/19
	Evaluation	passed	
	Requirement	0.3 kg	
	Conductor type	Type of conductor and conductor cross-section	solid 0.5 mm ²
		Type of conductor and conductor cross-section	stranded 0.5 mm ²
	Evaluation	passed	
	Requirement	0.9 kg	
	Conductor type	Type of conductor and conductor cross-section	flexible 4 mm ²
		Type of conductor and conductor cross-section	AWG 12/1
		Type of conductor and conductor cross-section	AWG 12/19
	Evaluation	passed	
	Requirement	1.4 kg	
	Conductor type	Type of conductor and conductor cross-section	solid 6 mm ²
	Evaluation	passed	
Standard	DIN EN 60999 section 8.5 / 04.94		
Requirement	≥10 N		
Conductor type	Type of conductor and conductor cross-section	AWG 26/1	
	Type of conductor and conductor cross-section	AWG 26/19	
Evaluation	passed		
Requirement	≥30 N		
Conductor type	Type of conductor and conductor cross-section	H05V-U0.5	
	Type of conductor and conductor cross-section	H05V-K0.5	
Evaluation	passed		
Requirement	≥60 N		
Conductor type	Type of conductor and conductor cross-section	H07V-K4	
	Type of conductor and conductor cross-section	AWG 12/1	
	Type of conductor and conductor cross-section	AWG 12/19	
Evaluation	passed		
Requirement	≥80 N		
Conductor type	Type of conductor and conductor cross-section	H07V-U6	

LPP 7.62/06/90 3.2SN OR BX

Weidmüller Interface GmbH & Co. KG
 Klingenbergstraße 26
 D-32758 Detmold
 Germany

www.weidmueller.com

Technical data

Evaluation | passed

Important note

IPC conformity	Conformity: The products are developed, manufactured and delivered according international recognized standards and norms and comply with the assured properties in the data sheet resp. fulfill decorative properties in accordance with IPC-A-610 "Class 2". Further claims on the products can be evaluated on request.
Notes	<ul style="list-style-type: none"> • Additional variants on request • Rated current related to rated cross-section & min. No. of poles. • Wire end ferrule without plastic collar to DIN 46228/1 • Wire end ferrule with plastic collar to DIN 46228/4 • P on drawing = pitch • Rated data refer only to the component itself. Clearance and creepage distances to other components are to be designed in accordance with the relevant application standards. • The test point can only be used as potential-pickup point. • Long term storage of the product with average temperature of 50 °C and maximum humidity 70%, 36 months

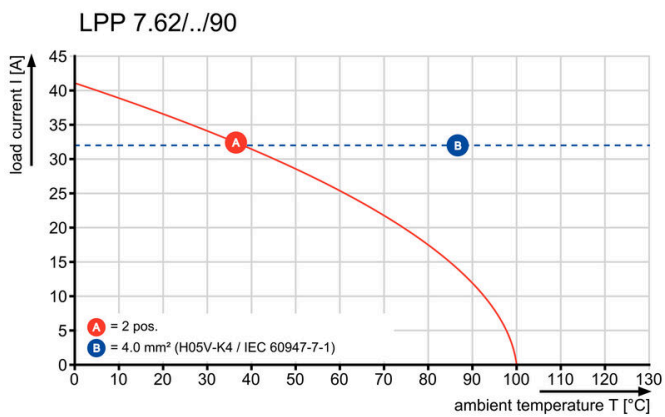
Classifications

ETIM 8.0	EC002643	ETIM 9.0	EC002643
ETIM 10.0	EC002643	ECLASS 14.0	27-46-01-01
ECLASS 15.0	27-46-01-01		

Dimensional drawing



Graph



LPP 7.62/06/90 3.2SN OR BX

Weidmüller Interface GmbH & Co. KG

Klingenbergstraße 26

D-32758 Detmold

Germany

www.weidmueller.com

Accessories

Intermediate plates



The maximum voltage is based on the minimum distance. Intermediate plates increase the creepage and clearance distances between different potentials and permit higher rated voltages or a clear separation, e.g. between mains and low voltages or different protection zones.

The dovetail joint enables easy installation and guarantees a secure fit. Other characteristics include:

- Pitch extended by 1.27 or 2.54mm - all other combinations possible
- Colour coding ensures visual differentiation
- Different geometries for standard designs.

Incomplete individual assemblies avoided because separate terminal blocks combine to form a single holistic unit. Ready-assembled on request.

The advantages: efficient processing, increased stability, improved reliability.

General ordering data

Type	LPZP 2.54/90 OR	Version
Order No.	1747480000	Printed circuit board terminals, Accessories, Intermediate plate,
GTIN (EAN)	4008190992163	orange, Number of poles: 1
Qty.	100 ST	
Type	LPZP 1.27/90 OR	Version
Order No.	1747490000	Printed circuit board terminals, Accessories, Intermediate plate,
GTIN (EAN)	4008190992170	orange, Number of poles: 1
Qty.	100 ST	
Type	LPZP 2.54/90 SW	Version
Order No.	1747500000	Printed circuit board terminals, Accessories, Intermediate plate, black,
GTIN (EAN)	4008190992187	Number of poles: 1
Qty.	100 ST	

Mounting blocks



Minor component, major effect:

Clip-on attachment elements increase the mechanical resilience of the circuit board terminals.

Clip-on or pre-assembled - always the right solution:

- Hard-wearing, precise fitting dovetail joint
- Hard-wearing metal threaded inserts
- Suitable for all outlet directions

Maximum stability, minimum effort:

- Extremely resilient for frequent fastening operations
- Complete set for easy selection

The result: soldering points, contacts and overall module are more resilient against mechanical stress such as vibrations and tensile loads.

General ordering data

Type	LPBB MU OR	Version
Order No.	1747530000	Printed circuit board terminals, Accessories, Mounting block, orange,
GTIN (EAN)	4008190992217	Number of poles: 1
Qty.	100 ST	

LPP 7.62/06/90 3.2SN OR BX

Weidmüller Interface GmbH & Co. KG
 Klingenbergstraße 26
 D-32758 Detmold
 Germany

www.weidmueller.com

Accessories

Type	LPBB OR	Version
Order No.	1747540000	Printed circuit board terminals, Accessories, Mounting block, orange,
GTIN (EAN)	4008190992224	Number of poles: 1
Qty.	100 ST	

Additional accessories



No task is too small when creating the perfect solution. Connections form just one part of the overall process. Small details are often the key to the perfect solution in applications where potentials are tested, grouped or even isolated.

A system is not a system without small but essential details:

- Test plugs ensure reliable pick-up from diagnostic sockets

In tandem with the manufacturing process and application.

General ordering data

Type	PS 2.0 MC	Version
Order No.	0310000000	PCB plug-in connector, Accessories, Test plug, red, Number of poles:
GTIN (EAN)	4008190000059	1
Qty.	20 ST	

Isolating elements



Efficient isolation - safe inspections:

The isolating element isolates the current circuits directly at the clamping point and is easy to retrofit - one of the most versatile and efficient terminal printing systems with 5mm pitch: the LP-series by Weidmüller.

Suitable for direct installation on the back of terminals.

- Enclosed safe from finger touch
- 2 in 1 - marking holder for labelling circuit numbers and fuses
- Attachment profile for Dekafix markers

Clear assignment of isolating elements to the correct conductor outlet enables thorough maintenance and inspections.

Safety in compact form - for the service technician and application components.

General ordering data

Type	LPA TR STI3.2 OR	Version
Order No.	1495460000	Printed circuit board terminals, Accessories, Spacer, orange, Number
GTIN (EAN)	4008190044688	of poles: 1
Qty.	100 ST	
Type	LPA TR STI4.5 OR	Version
Order No.	1495560000	Printed circuit board terminals, Accessories, Spacer, orange, Number
GTIN (EAN)	4008190156732	of poles: 1
Qty.	100 ST	