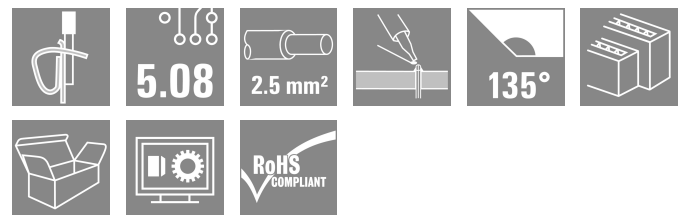



LM3RZF 5.08/06/135 3.5SN OR BX

Weidmüller Interface GmbH & Co. KG
 Klingenbergstraße 26
 D-32758 Detmold
 Germany

www.weidmueller.com

Product image



Similar to illustration

The high-performance device interface with a high connection density, for standard 2.5mm² cross-section wires. Multi-tier PCB terminal in 5.08 mm pitch, with the maintenance-free tension clamp connection in 135° outlet direction.

Rated data:

- 15A / 630V (IEC) or 10A / 300V (UL)
- 0.20 - 2.5mm² (IEC) / 26 - 14 AWG (UL)
- Flammability class according to UL 94: V2

Application benefits:

- Simple change of connection method - layout is compatible with multi-tier screw terminals.

General ordering data

Version	Printed circuit board terminals, 5.08 mm, Number of poles: 6, 135°, Solder pin length (l): 3.5 mm, orange, Tension-clamp connection, Clamping range, max. : 2.5 mm ² , Box
Order No.	1764910000
Type	LM3RZF 5.08/06/135 3.5SN OR BX
GTIN (EAN)	4032248102815
Qty.	50 items
Product data	IEC: 630 V / 15 A / 0.2 - 2.5 mm ² UL: 300 V / 10 A / AWG 24 - AWG 14
Packaging	Box

LM3RZF 5.08/06/135 3.5SN OR BX

Weidmüller Interface GmbH & Co. KG
Klingenbergstraße 26
D-32758 Detmold
Germany

www.weidmueller.com

Technical data

Approvals

Approvals



ROHS Conform

Dimensions and weights

Depth	32.2 mm	Depth (inches)	1.2677 inch
Height	40.1 mm	Height (inches)	1.5787 inch
Height of lowest version	36.6 mm	Width	10.86 mm
Width (inches)	0.4276 inch	Net weight	10.44 g

Environmental Product Compliance

RoHS Compliance Status Compliant without exemption
REACH SVHC No SVHC above 0.1 wt%

System parameters

Product family	OMNIMATE Signal - series LMZF	Wire connection method	Tension-clamp connection
Mounting onto the PCB	THT solder connection	Conductor outlet direction	135°
Pitch in mm (P)	5.08 mm	Pitch in inches (P)	0.200 "
Number of poles	6	Pin series quantity	3
Fitted by customer	No	Number of rows	3
Solder pin length (l)	3.5 mm	Solder pin dimensions	0.7 x 1.0 mm
Solder eyelet hole diameter (D)	1.3 mm	Solder eyelet hole diameter tolerance (D)+	0,1 mm
Number of solder pins per pole	1	Screwdriver blade	0.6 x 3.5
Screwdriver blade standard	DIN 5264-A	Stripping length	7.5 mm
L1 in mm	5.08 mm	L1 in inches	0.200 "
Touch-safe protection acc. to DIN VDE 0470	IP 20	Touch-safe protection acc. to DIN VDE 57 106	Safe from finger touch
Protection degree	IP20	Volume resistance	2.10 mΩ

Material data

Insulating material	PA	Colour	orange
Colour chart (similar)	RAL 2000	Insulating material group	I
Comparative Tracking Index (CTI)	≥ 600	Moisture Level (MSL)	
UL 94 flammability rating	V-0	Contact material	Cu-alloy
Storage temperature, min.	-40 °C	Storage temperature, max.	70 °C
Operating temperature, min.	-50 °C	Operating temperature, max.	100 °C
Temperature range, installation, min.	-25 °C	Temperature range, installation, max.	100 °C

Conductors suitable for connection

Clamping range, min.	0.13 mm ²
Clamping range, max.	2.5 mm ²
Wire connection cross section AWG, min.	AWG 24
Wire connection cross section AWG, max.	AWG 14
Solid, min. H05(07) V-U	0.2 mm ²
Solid, max. H05(07) V-U	2.5 mm ²

LM3RZF 5.08/06/135 3.5SN OR BX

Weidmüller Interface GmbH & Co. KG
 Klingenbergstraße 26
 D-32758 Detmold
 Germany

www.weidmueller.com

Technical data

Flexible, min. H05(07) V-K	0.2 mm ²												
Flexible, max. H05(07) V-K	1.5 mm ²												
w. plastic collar ferrule, DIN 46228 pt 4, 0.25 mm ² min.													
w. plastic collar ferrule, DIN 46228 pt 4, 1.5 mm ² max.													
w. wire end ferrule, DIN 46228 pt 1, 0.25 mm ² min.													
w. wire end ferrule, DIN 46228 pt 1, 1.5 mm ² max.													
Plug gauge in accordance with EN 60999 a x b; ø	2.4 mm x 1.5 mm												
Clampable conductor	<table border="1"> <tr> <td>Cross-section for conductor connection</td> <td>Type</td> <td>fine-wired</td> </tr> <tr> <td></td> <td>nominal</td> <td>1.5 mm²</td> </tr> <tr> <td>wire end ferrule</td> <td>Stripping length</td> <td>nominal 7 mm</td> </tr> <tr> <td></td> <td>Recommended wire-end ferrule</td> <td>H1.5/7</td> </tr> </table>	Cross-section for conductor connection	Type	fine-wired		nominal	1.5 mm ²	wire end ferrule	Stripping length	nominal 7 mm		Recommended wire-end ferrule	H1.5/7
Cross-section for conductor connection	Type	fine-wired											
	nominal	1.5 mm ²											
wire end ferrule	Stripping length	nominal 7 mm											
	Recommended wire-end ferrule	H1.5/7											

Reference text Length of ferrules is to be chosen depending on the product and the rated voltage., The outside diameter of the plastic collar should not be larger than the pitch (P)

Rated data acc. to IEC

tested acc. to standard	IEC 60664-1, IEC 61984	Rated current, min. number of poles (Tu=20°C)	15 A
Rated current, max. number of poles (Tu=20°C)	12 A	Rated current, min. number of poles (Tu=40°C)	13 A
Rated current, max. number of poles (Tu=40°C)	10 A	Rated voltage for surge voltage class / pollution degree II/2	630 V
Rated voltage for surge voltage class / pollution degree III/2	320 V	Rated voltage for surge voltage class / pollution degree III/3	250 V
Rated impulse voltage for surge voltage class/ pollution degree II/2	4 kV	Rated impulse voltage for surge voltage class/ pollution degree III/2	4 kV
Rated impulse voltage for surge voltage class/ contamination degree III/3	4 kV		

Rated data acc. to CSA

Institute (CSA)	CSA	Certificate No. (CSA)	200039-1815154
Rated voltage (Use group B / CSA)	300 V	Rated voltage (Use group D / CSA)	300 V
Rated current (Use group B / CSA)	10 A	Rated current (Use group D / CSA)	10 A
Wire cross-section, AWG, min.	AWG 24	Wire cross-section, AWG, max.	AWG 14
Reference to approval values	Specifications are maximum values, details - see approval certificate.		

Rated data acc. to UL 1059

Rated voltage (Use group B / UL 1059)	300 V	Rated voltage (Use group D / UL 1059)	300 V
Rated current (Use group B / UL 1059)	10 A	Rated current (Use group D / UL 1059)	10 A
Wire cross-section, AWG, min.	AWG 24	Wire cross-section, AWG, max.	AWG 14

Packing

Packaging	Box	VPE length	144.00 mm
VPE width	130.00 mm	VPE height	48.00 mm

Important note

IPC conformity Conformity: The products are developed, manufactured and delivered according international recognized standards and norms and comply with the assured properties in the data sheet resp.

LM3RZF 5.08/06/135 3.5SN OR BX

Weidmüller Interface GmbH & Co. KG
Klingenbergstraße 26
D-32758 Detmold
Germany

www.weidmueller.com

Technical data

fulfill decorative properties in accordance with IPC-A-610 "Class 2". Further claims on the products can be evaluated on request.

Notes

- Rated current related to rated cross-section & min. No. of poles.
- Wire end ferrule without plastic collar to DIN 46228/1
- Wire end ferrule with plastic collar to DIN 46228/4
- P on drawing = pitch
- Rated data refer only to the component itself. Clearance and creepage distances to other components are to be designed in accordance with the relevant application standards.
- Long term storage of the product with average temperature of 50 °C and maximum humidity 70%, 36 months

Classifications

ETIM 8.0	EC002643	ETIM 9.0	EC002643
ETIM 10.0	EC002643	ECLASS 14.0	27-46-01-01
ECLASS 15.0	27-46-01-01		

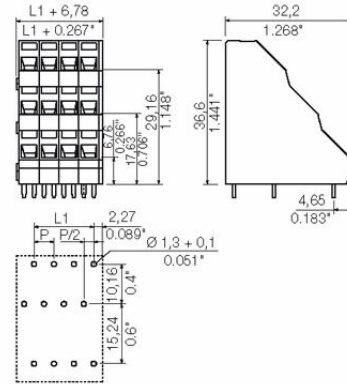
LM3RZF 5.08/06/135 3.5SN OR BX

Weidmüller Interface GmbH & Co. KG
 Klingenbergstraße 26
 D-32758 Detmold
 Germany

www.weidmueller.com

Drawings

Dimensional drawing



Graph

