


ZDK 2.5V BL**Weidmüller Interface GmbH & Co. KG**

Klingenbergstraße 26

D-32758 Detmold

Germany

www.weidmueller.com

Product image

To feed through power, signal, and data is the classical requirement in electrical engineering and panel building. The insulating material, the connection system and the design of the terminal blocks are the differentiating features. A feed-through terminal block is suitable for joining and/or connecting one or more conductors. They could have one or more connection levels that are on the same potential or insulated against one another.

General ordering data

Version	Feed-through terminal, Double-tier terminal, Tension-clamp connection, 2.5 mm ² , 500 V, 20 A, blue
Order No.	1745880000
Type	ZDK 2.5V BL
GTIN (EAN)	4008 190985929
Qty.	50 items

ZDK 2.5V BL

Weidmüller Interface GmbH & Co. KG
 Klingenbergstraße 26
 D-32758 Detmold
 Germany

www.weidmueller.com

Technical data

Approvals

Approvals



ROHS	Conform
UL File Number Search	UL Website
Certificate No. (UR)	E60693

Dimensions and weights

Depth	53 mm	Depth (inches)	2.0866 inch
Depth including DIN rail	54 mm	Height	79.5 mm
Height (inches)	3.1299 inch	Width	5.1 mm
Width (inches)	0.2008 inch	Net weight	10.14 g

Temperatures

Storage temperature	-25 °C...55 °C	Ambient temperature	-60 °C...85 °C
Continuous operating temp., min.	-60 °C	Continuous operating temp., max.	130 °C

Environmental Product Compliance

RoHS Compliance Status	Compliant without exemption
REACH SVHC	No SVHC above 0.1 wt%

Material data

Basic material	Wemid	Colour	blue
UL 94 flammability rating	V-0		

Rating data IECEx/ATEX

Certificate No. (ATEX)	DEMKO16ATEX1729U	Certificate No. (IECEX)	IECEXULD16.0025U
Max. voltage (ATEX)	440 V	Current (ATEX)	20 A
Wire cross section max. (ATEX)	2.5 mm ²	Max. voltage (IECEX)	440 V
Current (IECEX)	20 A	Wire cross section max. (IECEX)	2.5 mm ²
Marking EN 60079-7	Ex eb II C Gb	Ex 2014/34/EU label	II 2 G D

System specifications

Version	Tension-clamp connection, Vertically cross-connected, for plug-in cross-connector, One end without connector	End cover plate required	Yes
Number of potentials	1	Number of levels	2
Number of clamping points per level	2	Levels cross-connected internally	Yes
PE connection	No	Mounting rail	TS 35

ZDK 2.5V BL

Weidmüller Interface GmbH & Co. KG

Klingenbergstraße 26

D-32758 Detmold

Germany

www.weidmueller.com

Technical data

Additional technical data

Open sides	right	Number of similar terminals	1
Installation advice	Direct mounting	Explosion-tested version	Yes
Type of mounting	Snap-on		

CSA rating data

Conductor size Factory wiring min. (CSA)	26 AWG	Conductor size Field wiring max. (CSA)	12 AWG
Certificate No. (CSA)	80053378-200039	Conductor size Factory wiring max. (CSA)	12 AWG
Conductor size Field wiring min. (CSA)	26 AWG		

Conductors for clamping (additional connection)

Connection type, additional connection Tension-clamp connection

Conductors for clamping (rated connection)

Gauge to IEC 60947-1	A2	Wire connection cross section AWG, max.	AWG 14
Connection direction	top	Stripping length	10 mm
Type of connection	2 Tension-clamp connection	Type of connection	Tension-clamp connection
Number of connections	4	Clamping range, max.	2.5 mm ²
Clamping range, min.	0.05 mm ²	Blade size	0.6 x 3.5 mm
Wire connection cross section AWG, min.	AWG 24	Wire connection cross-section, finely stranded with wire-end ferrules DIN 46228/4, max.	2.5 mm ²
Wire connection cross-section, finely stranded with wire-end ferrules DIN 46228/4, min.	0.05 mm ²	Wire connection cross-section, finely stranded with wire-end ferrules DIN 46228/1, max.	2.5 mm ²
Wire connection cross-section, finely stranded with wire-end ferrules DIN 46228/1, min.	0.05 mm ²	Wire connection cross section, finely stranded, max.	2.5 mm ²
Wire connection cross section, finely stranded, min.	0.05 mm ²	Connection cross-section, stranded, max.	2.5 mm ²
Connection cross-section, stranded, min.	0.05 mm ²	Wire connection cross-section, solid core, max.	2.5 mm ²
Wire connection cross-section, solid core, min.	0.05 mm ²	Connection cross-section, finely stranded, min.	0.05 mm ²

General

Wire connection cross section AWG, max.	AWG 14	Installation advice	Direct mounting
Wire connection cross section AWG, min.	AWG 24	Standards	IEC 60947-7-1
Mounting rail	TS 35		

Rating data

Rated cross-section	2.5 mm ²	Rated voltage	500 V
Rated DC voltage	500 V	Nominal current	20 A
Current at maximum wires	20 A	Standards	IEC 60947-7-1
Volume resistance according to IEC 60947-7-x	1.33 mΩ	Rated impulse withstand voltage	6 kV
Power loss in accordance with IEC 60947-7-x	0.77 W	Pollution severity	3

ZDK 2.5V BL

Weidmüller Interface GmbH & Co. KG
Klingenbergstraße 26
D-32758 Detmold
Germany

www.weidmueller.com

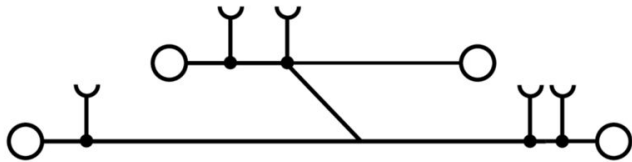
Technical data**UL rating data**

Conductor size Factory wiring max. (UR)	14 AWG	Current size C (UR)	15 A
Voltage size C (UR)	300 V	Conductor size Factory wiring min. (UR)	26 AWG
Certificate No. (UR)	E60693	Conductor size Field wiring min. (UR)	26 AWG
Conductor size Field wiring max. (UR)	14 AWG		

Classifications

ETIM 8.0	EC000897	ETIM 9.0	EC000897
ETIM 10.0	EC000897	ECLASS 14.0	27-25-01-02
ECLASS 15.0	27-25-01-02		

Drawings



ZDK 2.5V BL

Weidmüller Interface GmbH & Co. KG
 Klingenbergstraße 26
 D-32758 Detmold
 Germany

Accessories

www.weidmueller.com

Cross-connections



The distribution or multiplication of a potential to adjoining terminal blocks is realized via a cross-connection. Additional wiring effort can be easily avoided. Even if the poles are broken out, contact reliability in the terminal blocks is still ensured. Our portfolio offers pluggable and screwable cross-connection systems for modular terminal blocks.

General ordering data

Type	ZQV 2.5/2	Version
Order No.	1608860000	Z-series, Cross-connector, 24 A
GTIN (EAN)	4008190123680	
Qty.	60 ST	
Type	ZQV 2.5/3	Version
Order No.	1608870000	Accessories, Cross-connector, 24 A
GTIN (EAN)	4008190061630	
Qty.	60 ST	
Type	ZQV 2.5/4	Version
Order No.	1608880000	Accessories, Cross-connector, 24 A
GTIN (EAN)	4008190082208	
Qty.	60 ST	
Type	ZQV 2.5/5	Version
Order No.	1608890000	Accessories, Cross-connector, 24 A
GTIN (EAN)	4008190065713	
Qty.	20 ST	
Type	ZQV 2.5/6	Version
Order No.	1608900000	Accessories, Cross-connector, 24 A
GTIN (EAN)	4008190149840	
Qty.	20 ST	
Type	ZQV 2.5/7	Version
Order No.	1608910000	Accessories, Cross-connector, 24 A
GTIN (EAN)	4008190159665	
Qty.	20 ST	
Type	ZQV 2.5/8	Version
Order No.	1608920000	Accessories, Cross-connector, 24 A
GTIN (EAN)	4008190061531	
Qty.	20 ST	
Type	ZQV 2.5/9	Version
Order No.	1608930000	Accessories, Cross-connector, 24 A
GTIN (EAN)	4008190117009	
Qty.	20 ST	
Type	ZQV 2.5/10	Version
Order No.	1608940000	Accessories, Cross-connector, 24 A
GTIN (EAN)	4008190099060	
Qty.	20 ST	
Type	ZQV 2.5/20	Version
Order No.	1908960000	Z-series, Cross-connector, For the terminals, Number of poles: 20
GTIN (EAN)	4032248535293	
Qty.	20 ST	

ZDK 2.5V BL

Weidmüller Interface GmbH & Co. KG
 Klingenbergstraße 26
 D-32758 Detmold
 Germany

www.weidmueller.com

Accessories

Type	ZQV 2.5/50	Version	
Order No.	1697540000	Accessories, Cross-connector, 24 A	
GTIN (EAN)	4008190883256		
Qty.	10 ST		

End plates and partition plates



Partition plates and end plates are essential accessories for terminal blocks. Partition plates provide optical and electrical separation of different potentials and functional groups, increasing safety and ensuring a clear structure inside the control cabinet. End plates close the terminal block row on the sides, protect against contact with live parts, and ensure a clean, stable finish. Both components are precisely matched to the respective Weidmüller terminal block series, contributing to safe, compliant, and professional wiring.

General ordering data

Type	ZAP/TW ZDK2.5	Version	
Order No.	1674730000	Z-series, End plate, Partition plate	
GTIN (EAN)	4008190444891		
Qty.	20 ST		
Type	ZAP/TW ZDK2.5 BL	Version	
Order No.	1748800000	Z-series, End plate, Partition plate	
GTIN (EAN)	4008190997519		
Qty.	20 ST		
Type	ZAP/TW ZDK2.5 OR	Version	
Order No.	1690080000	Z-series, End plate, Partition plate	
GTIN (EAN)	4008190870645		
Qty.	20 ST		

End bracket



Weidmüller's range of products includes end brackets that guarantee a permanent, reliable mounting on the terminal rail and prevent sliding. Versions with and without screws are available. The end brackets include marking options, also for group markers, and also a test plug holder.

General ordering data

Type	ZEW 35	Version	
Order No.	9540000000	End bracket, dark beige, TS 35, V-2, Wemid, Width: 6 mm, 100 °C	
GTIN (EAN)	4008190956264		
Qty.	20 ST		

ZDK 2.5V BL

Weidmüller Interface GmbH & Co. KG
 Klingenbergstraße 26
 D-32758 Detmold
 Germany

Accessories

www.weidmueller.com

Testadapter and testsockets



Test adapters and test plugs are used for the electrical connection between terminal blocks and the test equipment. In this way, an electrical contact can be established in the wired state and measurements can be done easily.

General ordering data

Type	ZTA ZDK 2.5	Version
Order No.	1052660000	Accessories, Test adapter, 6 A
GTIN (EAN)	4032248847891	
Qty.	5 ST	
Type	ZTA ZDK 2.5/ZA	Version
Order No.	1052680000	Accessories, Test adapter, 6 A
GTIN (EAN)	4032248847907	
Qty.	5 ST	
Type	ZTA 4	Version
Order No.	1688110000	Accessories, Test adapter, 11 A
GTIN (EAN)	4008190855666	
Qty.	25 ST	

Reducing sleeves



The use of reducing sleeves simplifies the connection of conductors with smaller cross-sections. Conductors can be reliably inserted into the clamping point without the strands fraying. The use of a reducing sleeve centres the conductor in the entry point.

General ordering data

Type	ZRH 1.5H/1	Version
Order No.	1678810000	Z-series, Reducing sleeve
GTIN (EAN)	4008190487324	
Qty.	1000 ST	
Type	ZRH 1.5H/2	Version
Order No.	1678800000	Z-series, Reducing sleeve
GTIN (EAN)	4008190487317	
Qty.	1000 ST	

ZDK 2.5V BL

Weidmüller Interface GmbH & Co. KG

Klingenbergstraße 26


D-32758 Detmold

Germany

Accessories

www.weidmueller.com

ZGB pivotable group tag holder



The ZGB 15 is a hinged group tag carrier. The tag carrier can hold the dekafix 5, WS 12/5 terminal markers or the inlay tag ESO 15.


The ZGB 30 is a hinged group tag carrier. The tag carrier can hold the dekafix 5, WS 12/5 terminal markers or the inlay tag ESO 7.

Inlay tags and protective strips can be found under "Accessories".

General ordering data

Type	ZGB 15	Version
Order No.	1636530000	Terminal markers, Terminal marker, 15 x 7 mm, Pitch in mm (P): 5.00
GTIN (EAN)	4008190297053	Weidmueller, white
Qty.	20 ST	
Type	ZGB 30	Version
Order No.	1611930000	Terminal markers, Terminal marker, 32 x 7 mm, Pitch in mm (P): 5.00
GTIN (EAN)	4008190002251	Weidmueller, white
Qty.	20 ST	
Type	ZGB 30/3.5	Version
Order No.	1778290000	Terminal markers, Terminal marker, 32 x 7 mm, Pitch in mm (P): 3.50
GTIN (EAN)	4032248161065	white
Qty.	20 ST	

Blank



ZS markers - in proven MultiCard-format - have been developed specifically for the Z-series. They have a large printing area. The hinged mechanism even allows access to cross-connectors without dismantling. Quick installation is guaranteed by the fact that the single tags are clipped on in strips. The single tags are easy to separate.

- Hinged marker area
- Can be fitted in strips or individually
- Markers in proven MultiCard format

For custom printing: Please send us a file of our labeling software M-Print PRO or M-Print PRO Online (without installation) for your labeling specifications.

General ordering data

Type	ZS 15/5 MC NE WS	Version
Order No.	1646630000	ZS, Terminal marker, 15 x 5 mm, Pitch in mm (P): 5.00 Weidmueller,
GTIN (EAN)	4008190401214	Allen-Bradley, white
Qty.	480 ST	
Type	DEK 5/5 MC NE WS	Version
Order No.	1609801044	Dekafix, Terminal marker, 5 x 5 mm, Pitch in mm (P): 5.00
GTIN (EAN)	4008190397111	Weidmueller, white
Qty.	1000 ST	
Type	WS 12/5 MC NE WS	Version
Order No.	1609860000	WS, Terminal marker, 12 x 5 mm, Pitch in mm (P): 5.00 Weidmueller,
GTIN (EAN)	4008190203481	Allen-Bradley, white
Qty.	720 ST	

ZDK 2.5V BL

Weidmüller Interface GmbH & Co. KG

Klingenbergstraße 26

D-32758 Detmold

Germany

www.weidmueller.com

Accessories

Marker holder



The marker holder offer the possibility of additional mounting of standard markers with a pitch of 5 or 5.1 mm. The angled holders can be optionally snapped together and could be mounted in all standard marking channels of the Klippon® Connect modular terminal blocks. Fitting marker types could be found under the respective accessories of the designation marking holder.

General ordering data

Type	BZT 1 WS 10/5	Version	
Order No.	1805490000	Accessories, Marker holder	
GTIN (EAN)	4032248270231		
Qty.	100 ST		
Type	BZT 1 ZA WS 10/5	Version	
Order No.	1805520000	Accessories, Marker holder	
GTIN (EAN)	4032248270248		
Qty.	100 ST		

WS 12/5



WS/ DEK

MultiMark terminal markers use an innovative composite material made from two components. The hard base contour of the marker snaps securely into the connector. The elastic surface finish makes the marker easy to mount. This specially punched material enables the strips to be stretched to accommodate the slight variations in spacing that tend to add up, especially with long terminal blocks. Another advantage: the excellent printability of the surface material guarantees durable and wear-resistant labelling. A print resolution of 300 dpi also produces a very legible script.

Your benefits with MultiMark

- Firm hold and durable printing
- Continuous strips save installation time
- Easy mounting thanks to an innovative composite material
- Large label field for optimal legibility
- High flexibility thanks to manufacturer independence

General ordering data

Type	WS 12/5 MM WS	Version	
Order No.	2007190000	WS, Terminal marker, 12 x 5 mm, Weidmueller, white	
GTIN (EAN)	4050118392036		
Qty.	800 ST		

ZDK 2.5V BL

Weidmüller Interface GmbH & Co. KG
 Klingenbergstraße 26
 D-32758 Detmold
 Germany

www.weidmueller.com

Accessories

Slotted screwdriver



VDE insulated screwdriver sets, for working on live parts up to 1000 V AC and 1500 V DC, DIN EN 60900, IEC 900. Each piece is "GS" safety tested. Blade made from fully hardened, high-alloy chromium-vanadium-molybdenum steel, gun-metal finish.

General ordering data

Type	SDIS SLIM 0.6X3.5X100	Version	
Order No.	2749610000	Mounting tool, Blade width (B): 3.5 mm, Blade length: 100 mm, Blade thickness (A): 0.6 mm	
GTIN (EAN)	4050118896350		
Qty.	1 ST		

supplied loose in polybag



- Polypropylene conical cable entry funnel
 - Heat-resistant up to 105°C
- For conductors from 0.5 – 10.0 mm² (AWG 20-7)
 Material: E-Cu, tin galvanised
 Dimensional tolerance acc. to DIN 46228 sect. 4

General ordering data

Type	H2,5/14DS BL	Version	
Order No.	1333100000	Wire-end ferrule, Standard, 10 mm, 8 mm, blue	
GTIN (EAN)	4008190160364		
Qty.	500 ST		