


ZDTR 2.5**Weidmüller Interface GmbH & Co. KG**

Klingenbergstraße 26

D-32758 Detmold

Germany

www.weidmueller.com**Product image**

In some applications it makes sense to add a test point or a disconnect element to the feed through terminal for testing and safety purposes. With test disconnect terminals you measure electric circuits in the absence of voltage. While the disconnecting points clearance and creepage distance is not assessed in dimensional terms, the specified rated impulse voltage strength must be proven.

General ordering data

| | |
|---------------------|---|
| Version | Test-disconnect terminal, Double-tier terminal, Tension-clamp connection, 2.5 mm ² , 400 V, 16 A, Pivoting, dark beige |
| Order No. | 1745400000 |
| Type | ZDTR 2.5 |
| GTIN (EAN) | 4032248003389 |
| Qty. | 20 items |
| Delivery status | This article will no longer be available in the future. |
| Available until | 2025-12-30T00:00:00+01:00 |
| Alternative product | A2T 2.5 DT/DT |

ZDTR 2.5

Weidmüller Interface GmbH & Co. KG
 Klingenbergstraße 26
 D-32758 Detmold
 Germany

www.weidmueller.com

Technical data

Approvals

Approvals



ROHS Conform

UL File Number Search [UL Website](#)

Certificate No. (UR) E60693

Dimensions and weights

| | | | |
|--------------------------|-------------|----------------|-------------|
| Depth | 67 mm | Depth (inches) | 2.6378 inch |
| Depth including DIN rail | 68 mm | Height | 117 mm |
| Height (inches) | 4.6063 inch | Width | 5.1 mm |
| Width (inches) | 0.2008 inch | Net weight | 21.04 g |

Temperatures

| | | | |
|----------------------------------|----------------|----------------------------------|----------------|
| Storage temperature | -25 °C...55 °C | Ambient temperature | -50 °C...75 °C |
| Continuous operating temp., min. | -50 °C | Continuous operating temp., max. | 120 °C |

Environmental Product Compliance

| | |
|------------------------|-----------------------------|
| RoHS Compliance Status | Compliant without exemption |
| REACH SVHC | No SVHC above 0.1 wt% |

Material data

| | | | |
|---------------------------|-------|--------|------------|
| Basic material | Wemid | Colour | dark beige |
| UL 94 flammability rating | V-0 | | |

Rating data IECEx/ATEX

| | | | |
|--------------------------------|-------------------|---------------------------------|-------------------|
| Certificate No. (ATEX) | TUEVATEX8502U | Certificate No. (IECEX) | IECEXTUR20.0014U |
| Max. voltage (ATEX) | 400 V | Current (ATEX) | 15 A |
| Wire cross section max. (ATEX) | 4 mm ² | Max. voltage (IECEX) | 400 V |
| Current (IECEX) | 15 A | Wire cross section max. (IECEX) | 4 mm ² |

System specifications

| | | | |
|-------------------------------------|--|-------------------------------|-----|
| Version | Tension-clamp connection, Spacer, for plug-in cross-connector, One end without connector | End cover plate required | Yes |
| Number of potentials | 2 | Number of levels | 2 |
| Number of clamping points per level | 2 | Number of potentials per tier | 1 |
| Levels cross-connected internally | No | PE connection | No |
| Mounting rail | TS 35 | N-function | No |
| PE function | No | PEN function | No |

Additional technical data

| | | | |
|--------------------------|-------|---------------------|-----------------|
| Open sides | right | Installation advice | Direct mounting |
| Explosion-tested version | No | Type of mounting | Snap-on |

ZDTR 2.5

Weidmüller Interface GmbH & Co. KG

Klingenbergstraße 26

D-32758 Detmold

Germany

www.weidmueller.com

Technical data

CSA rating data

| | | | |
|-------------------------------|--------|-----------------------|--------------------|
| Wire cross section max. (CSA) | 12 AWG | Certificate No. (CSA) | 154685-1152892/327 |
| Voltage size B (CSA) | 300 V | Current size B (CSA) | 10 A |
| Wire cross section min. (CSA) | 26 AWG | | |

Conductors for clamping (additional connection)

| | | | |
|---|---------------------|--|--------------------------|
| Conductor cross-section, flexible plus plastic collar DIN 46228/1, further connection, max. | 2.5 mm ² | Connection type, additional connection | Tension-clamp connection |
|---|---------------------|--|--------------------------|

Conductors for clamping (rated connection)

| | | | |
|---|--------------------------|---|--------------------------|
| Gauge to IEC 60947-1 | A2 | Wire connection cross section AWG, max. | AWG 12 |
| Connection direction | top | Stripping length | 10 mm |
| Type of connection 2 | Tension-clamp connection | Type of connection | Tension-clamp connection |
| Number of connections | 4 | Clamping range, max. | 4 mm ² |
| Clamping range, min. | 0.13 mm ² | Blade size | 0.6 x 3.5 mm |
| Wire connection cross section AWG, min. | AWG 26 | Wire connection cross-section, finely stranded with wire-end ferrules DIN 46228/4, max. | 2.5 mm ² |
| Wire connection cross-section, finely stranded with wire-end ferrules DIN 46228/4, min. | 0.13 mm ² | Wire connection cross-section, finely stranded with wire-end ferrules DIN 46228/1, max. | 2.5 mm ² |
| Wire connection cross-section, finely stranded with wire-end ferrules DIN 46228/1, min. | 0.13 mm ² | Wire connection cross section, finely stranded, max. | 4 mm ² |
| Wire connection cross section, finely stranded, min. | 0.13 mm ² | Connection cross-section, stranded, max. | 4 mm ² |
| Connection cross-section, stranded, min. 0.13 mm ² | | Wire connection cross-section, solid core, max. | 4 mm ² |
| Wire connection cross-section, solid core, min. | 0.13 mm ² | Connection cross-section, finely stranded, min. | 0.13 mm ² |

General

| | | | |
|---|--------|---------------------|-----------------|
| Wire connection cross section AWG, max. | AWG 12 | Installation advice | Direct mounting |
| Wire connection cross section AWG, min. | AWG 26 | Standards | IEC 60947-7-1 |
| Mounting rail | TS 35 | | |

Rating data

| | | | |
|--|---------------------|---------------------------------|---------------|
| Rated cross-section | 2.5 mm ² | Rated voltage | 400 V |
| Rated DC voltage | 400 V | Nominal current | 16 A |
| Current at maximum wires | 16 A | Standards | IEC 60947-7-1 |
| Volume resistance according to IEC 60947-7-x | 1.33 mΩ | Rated impulse withstand voltage | 6 kV |
| Power loss in accordance with IEC 60947-7-x | 0.77 W | Pollution severity | 3 |

UL rating data

| | | | |
|---|--------|----------------------|--------|
| Voltage size B (UR) | 300 V | Current size B (UR) | 10 A |
| Conductor size Factory wiring max. (UR) | 12 AWG | Current size D (UR) | 10 A |
| Conductor size Factory wiring min. (UR) | 26 AWG | Certificate No. (UR) | E60693 |
| Conductor size Field wiring min. (UR) | 26 AWG | Voltage size D (UR) | 300 V |

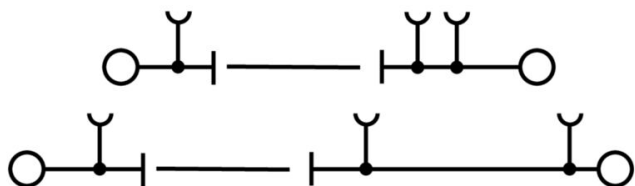
Technical data

Conductor size Field wiring max. (UR) 12 AWG

Classifications

| | | | |
|-------------|-------------|-------------|-------------|
| ETIM 8.0 | EC000902 | ETIM 9.0 | EC000902 |
| ETIM 10.0 | EC000902 | ECLASS 14.0 | 27-25-01-09 |
| ECLASS 15.0 | 27-25-01-09 | | |

Drawings



ZDTR 2.5

Weidmüller Interface GmbH & Co. KG

Klingenbergstraße 26

D-32758 Detmold

Germany

www.weidmueller.com

Accessories

Cross-connections



The distribution or multiplication of a potential to adjoining terminal blocks is realized via a cross-connection. Additional wiring effort can be easily avoided. Even if the poles are broken out, contact reliability in the terminal blocks is still ensured. Our portfolio offers pluggable and screwable cross-connection systems for modular terminal blocks.

General ordering data

| | | |
|------------|----------------------------|---------------------------------|
| Type | ZQV 2.5N/2 GE | Version |
| Order No. | 1693800000 | W-Series, Cross-connector, 24 A |
| GTIN (EAN) | 4008190883621 | |
| Qty. | 60 ST | |
| Type | ZQV 2.5N/3 GE | Version |
| Order No. | 1693810000 | W-Series, Cross-connector, 24 A |
| GTIN (EAN) | 4008190883645 | |
| Qty. | 60 ST | |
| Type | ZQV 2.5N/4 GE | Version |
| Order No. | 1693820000 | W-Series, Cross-connector, 24 A |
| GTIN (EAN) | 4008190883652 | |
| Qty. | 60 ST | |
| Type | ZQV 2.5N/10 GE | Version |
| Order No. | 1693880000 | W-Series, Cross-connector, 24 A |
| GTIN (EAN) | 4008190883720 | |
| Qty. | 20 ST | |

End plates and partition plates



Partition plates and end plates are essential accessories for terminal blocks. Partition plates provide optical and electrical separation of different potentials and functional groups, increasing safety and ensuring a clear structure inside the control cabinet. End plates close the terminal block row on the sides, protect against contact with live parts, and ensure a clean, stable finish. Both components are precisely matched to the respective Weidmüller terminal block series, contributing to safe, compliant, and professional wiring.

General ordering data

| | | |
|------------|----------------------------|---------------------|
| Type | AP ZDTR2.5 | Version |
| Order No. | 1745420000 | Z-series, End plate |
| GTIN (EAN) | 4032248002788 | |
| Qty. | 20 ST | |

ZDTR 2.5

Weidmüller Interface GmbH & Co. KG

Klingenbergstraße 26

D-32758 Detmold

Germany

www.weidmueller.com

Accessories

End bracket



Weidmüller's range of products includes end brackets that guarantee a permanent, reliable mounting on the terminal rail and prevent sliding. Versions with and without screws are available. The end brackets include marking options, also for group markers, and also a test plug holder.

General ordering data

| | | |
|------------|----------------------------|---|
| Type | ZEW 35 | Version |
| Order No. | 9540000000 | End bracket, dark beige, TS 35, V-2, Wemid, Width: 6 mm, 100 °C |
| GTIN (EAN) | 4008190956264 | |
| Qty. | 20 ST | |

Fuse holder



The fuse holder SIHA quickly turns a disconnect terminal into a fuse terminal: simply remove the disconnect lever and attach the fuse unit.

General ordering data

| | | |
|------------|----------------------------|---|
| Type | SIHA 2/G20 10-36V | Version |
| Order No. | 9543070000 | Fuse holder for feed-through modular terminal, dark beige, 2.31 A, pluggable, V-O, Wemid |
| GTIN (EAN) | 4032248068425 | |
| Qty. | 25 ST | |
| Type | SIHA 2/G20 140-250V | Version |
| Order No. | 9537640000 | Fuse holder for feed-through modular terminal, dark beige, 2.31 mA, pluggable, V-O, Wemid |
| GTIN (EAN) | 4008190162870 | |
| Qty. | 25 ST | |

Testadapter and testsockets



Test adapters and test plugs are used for the electrical connection between terminal blocks and the test equipment. In this way, an electrical contact can be established in the wired state and measurements can be done easily.

ZDTR 2.5

Weidmüller Interface GmbH & Co. KG

Klingenbergstraße 26

D-32758 Detmold

Germany

www.weidmueller.com

Accessories

General ordering data

| | | |
|------------|----------------------------|---------------------------------------|
| Type | PS 2.3 RT | Version |
| Order No. | 0180400000 | Test adapter (terminal), 230 V, 20 mA |
| GTIN (EAN) | 4008190060121 | |
| Qty. | 20 ST | |

Blank



The Dekafix (DEK) marker is the universal marker for all conductor and plug-in connectors as well as for electronic sub-assemblies. The system is ideal for short number sequences and covers a wide range of ready-printed markers.

Strips for fast installation in only one work step. The printing is easy to read, rich in contrast and available in various widths.

- Large range of ready-to-use markers
 - Strips for fast installation
 - Terminal markers, suitable for all Weidmüller cable connectors
 - Available as blank MultiCard or with standard printing
- For custom printing: Please send us a file of our labeling software M-Print PRO or M-Print PRO Online (without installation) for your labeling specifications.

General ordering data

| | | |
|------------|----------------------------|--|
| Type | DEK 5/5 MC NE WS | Version |
| Order No. | 1609801044 | Dekafix, Terminal marker, 5 x 5 mm, Pitch in mm (P): 5.00 |
| GTIN (EAN) | 4008190397111 | Weidmueller, white |
| Qty. | 1000 ST | |
| Type | WS 12/5 MC NE WS | Version |
| Order No. | 1609860000 | WS, Terminal marker, 12 x 5 mm, Pitch in mm (P): 5.00 Weidmueller, |
| GTIN (EAN) | 4008190203481 | Allen-Bradley, white |
| Qty. | 720 ST | |
| Type | ZS 15/5 MC NE WS | Version |
| Order No. | 1646630000 | ZS, Terminal marker, 15 x 5 mm, Pitch in mm (P): 5.00 Weidmueller, |
| GTIN (EAN) | 4008190401214 | Allen-Bradley, white |
| Qty. | 480 ST | |

ZGB pivotable group tag holder



The ZGB 15 is a hinged group tag carrier. The tag carrier can hold the dekafix 5, WS 12/5 terminal markers or the inlay tag ESO 15.

The ZGB 30 is a hinged group tag carrier. The tag carrier can hold the dekafix 5, WS 12/5 terminal markers or the inlay tag ESO 7.

Inlay tags and protective strips can be found under "Accessories".

ZDTR 2.5

Weidmüller Interface GmbH & Co. KG

Klingenbergstraße 26

D-32758 Detmold

Germany


www.weidmueller.com

Accessories

General ordering data

| | | |
|------------|----------------------------|---|
| Type | ZGB 15 | Version |
| Order No. | 1636530000 | Terminal markers, Terminal marker, 15 x 7 mm, Pitch in mm (P): 5.00 |
| GTIN (EAN) | 4008190297053 | Weidmueller, white |
| Qty. | 20 ST | |
| Type | ZGB 30 | Version |
| Order No. | 1611930000 | Terminal markers, Terminal marker, 32 x 7 mm, Pitch in mm (P): 5.00 |
| GTIN (EAN) | 4008190002251 | Weidmueller, white |
| Qty. | 20 ST | |

Marker holder



The marker holder offer the possibility of additional mounting of standard markers with a pitch of 5 or 5.1 mm. The angled holders can be optionally snapped together and could be mounted in all standard marking channels of the Klippon® Connect modular terminal blocks. Fitting marker types could be found under the respective accessories of the designation marking holder.

General ordering data

| | | |
|------------|----------------------------|----------------------------|
| Type | BZT 1 WS 10/5 | Version |
| Order No. | 1805490000 | Accessories, Marker holder |
| GTIN (EAN) | 4032248270231 | |
| Qty. | 100 ST | |
| Type | BZT 1 ZA WS 10/5 | Version |
| Order No. | 1805520000 | Accessories, Marker holder |
| GTIN (EAN) | 4032248270248 | |
| Qty. | 100 ST | |

WS 12/5



WS/ DEK

MultiMark terminal markers use an innovative composite material made from two components. The hard base contour of the marker snaps securely into the connector. The elastic surface finish makes the marker easy to mount. This specially punched material enables the strips to be stretched to accommodate the slight variations in spacing that tend to add up, especially with long terminal blocks. Another advantage: the excellent printability of the surface material guarantees durable and wear-resistant labelling. A print resolution of 300 dpi also produces a very legible script.

Your benefits with MultiMark

- Firm hold and durable printing
- Continuous strips save installation time
- Easy mounting thanks to an innovative composite material
- Large label field for optimal legibility
- High flexibility thanks to manufacturer independence

ZDTR 2.5

Weidmüller Interface GmbH & Co. KG

Klingenbergstraße 26

D-32758 Detmold

Germany

www.weidmueller.com

Accessories

General ordering data

| | | |
|------------|----------------------------|--|
| Type | WS 12/5 MM WS | Version |
| Order No. | 2007190000 | WS, Terminal marker, 12 x 5 mm, Weidmueller, white |
| GTIN (EAN) | 4050118392036 | |
| Qty. | 800 ST | |

Slotted screwdriver



VDE insulated screwdriver sets, for working on live parts up to 1000 V AC and 1500 V DC, DIN EN 60900. IEC 900. Each piece is "GS" safety tested. Blade made from fully hardened, high-alloy chromium-vanadium-molybdenum steel, gun-metal finish.

General ordering data

| | | |
|------------|----------------------------|---|
| Type | SDIS SLIM 0.6X3.5X100 | Version |
| Order No. | 2749610000 | Mounting tool, Blade width (B): 3.5 mm, Blade length: 100 mm, Blade |
| GTIN (EAN) | 4050118896350 | thickness (A): 0.6 mm |
| Qty. | 1 ST | |

Disconnect plugs



In contrast to the terminal blocks with integrated disconnect lever, our disconnect plugs can be completely detached or removed from the terminal block and the respective application and offer a flexible alternative solution to our standard disconnectors.

General ordering data

| | | |
|------------|----------------------------|--|
| Type | DTLE 2.5/4 | Version |
| Order No. | 2910530000 | Locking element (terminal), Wemid, red |
| GTIN (EAN) | 4099986519466 | |
| Qty. | 25 ST | |