


**WNT 35N 10X3****Weidmüller Interface GmbH & Co. KG**

Klingenbergstraße 26

D-32758 Detmold

Germany

www.weidmueller.com

**Product image****Building installation wiring**

For building installations, we offer a complete system that revolves around the 10×3 copper rail and comprises perfectly coordinated components: from installation terminal blocks, neutral conductor terminal blocks and distribution terminal blocks to comprehensive accessories such as busbars and busbar holders.

**General ordering data**

Version	Neutral conductor modular terminal, Screw connection, 35, 400 V, 125 A, TS 35, blue
Order No.	<a href="#">1718550000</a>
Type	WNT 35N 10X3
GTIN (EAN)	4008190362430
Qty.	20 items

## WNT 35N 10X3

Weidmüller Interface GmbH & Co. KG  
Klingenbergstraße 26  
D-32758 Detmold  
Germany

www.weidmueller.com

## Technical data

## Approvals

Approvals



ROHS Conform

## Dimensions and weights

Depth	50.5 mm	Depth (inches)	1.9882 inch
Depth including DIN rail	51 mm	Height	66 mm
Height (inches)	2.5984 inch	Width	16 mm
Width (inches)	0.6299 inch	Net weight	63.9 g

## Temperatures

Storage temperature	-25 °C...55 °C	Ambient temperature	-5 °C...40 °C
Continuous operating temp., min.	-50 °C	Continuous operating temp., max.	120 °C

## Environmental Product Compliance

RoHS Compliance Status	Compliant without exemption
REACH SVHC	No SVHC above 0.1 wt%

## Material data

Basic material	Wemid	Colour	blue
UL 94 flammability rating	V-0		

## System specifications

Version	Screw connection, with busbar connection 10x3, in closed state	End cover plate required	No
Number of potentials	1	Number of levels	1
Number of clamping points per level	1	Number of potentials per tier	1
Levels cross-connected internally	No	PE connection	No
Mounting rail	TS 35	N-function	Yes
PE function	No	PEN function	No

## Additional technical data

Open sides	closed	Number of similar terminals	1
Installation advice	Busbar	Explosion-tested version	No
Type of mounting	Snap-on		

## Conductors for clamping (additional connection)

Conductor cross-section, flexible plus plastic collar DIN 46228/1, further connection, max.	35 mm <sup>2</sup>
---	--------------------

## Conductors for clamping (rated connection)

Gauge to IEC 60947-1	B8
----------------------	----

## WNT 35N 10X3

**Weidmüller Interface GmbH & Co. KG**

Klingenbergstraße 26  
D-32758 Detmold  
Germany

www.weidmueller.com

## Technical data

Wire connection cross section AWG, max.	AWG 2				
Connection direction	on side				
Tightening torque, max.	5 Nm				
Tightening torque, min.	4 Nm				
Stripping length	18 mm				
Type of connection	Screw connection				
Number of connections	1				
Clamping range, max.	50 mm <sup>2</sup>				
Clamping range, min.	2.5 mm <sup>2</sup>				
Clamping screw	M 6				
Blade size	6.5 x 1.2 mm				
Wire connection cross section AWG, min.	AWG 14				
Wire connection cross-section, finely stranded with wire-end ferrules DIN 46228/4, max.	35 mm <sup>2</sup>				
Wire connection cross-section, finely stranded with wire-end ferrules DIN 46228/4, min.	2.5 mm <sup>2</sup>				
Wire connection cross-section, finely stranded with wire-end ferrules DIN 46228/1, max.	35 mm <sup>2</sup>				
Wire connection cross-section, finely stranded with wire-end ferrules DIN 46228/1, min.	2.5 mm <sup>2</sup>				
Wire connection cross section, finely stranded, max.	35 mm <sup>2</sup>				
Wire connection cross section, finely stranded, min.	2.5 mm <sup>2</sup>				
Connection cross-section, stranded, max.	50 mm <sup>2</sup>				
Connection cross-section, stranded, min.	2.5 mm <sup>2</sup>				
Wire connection cross-section, solid core, max.	16 mm <sup>2</sup>				
Wire connection cross-section, solid core, min.	2.5 mm <sup>2</sup>				
Clampable conductor	Connection specification		Screw connection		
	Cross-section for conductor connection	Type	solid, H05(07) V-U		
		min.	2.5 mm <sup>2</sup>		
		max.	16 mm <sup>2</sup>		
	wire end ferrule	Stripping length	nominal	16 mm <sup>2</sup>	
			min.	18 mm	
			max.	18 mm	
	Tightening torque	nominal	18 mm		
		min.	4 Nm		
		max.	5 Nm		
	Connection specification		Screw connection		
	Cross-section for conductor connection	Type	stranded, H07V-R		
min.		2.5 mm <sup>2</sup>			
max.		50 mm <sup>2</sup>			
wire end ferrule	Stripping length	nominal	35 mm <sup>2</sup>		
		min.	18 mm		
		max.	18 mm		
Tightening torque	nominal	18 mm			
	min.	4 Nm			
	max.	5 Nm			
Connection specification		Screw connection			
Cross-section for conductor connection	Type	flexible, H05(07) V-K			
	min.	2.5 mm <sup>2</sup>			

**WNT 35N 10X3**

**Weidmüller Interface GmbH & Co. KG**  
 Klingenbergstraße 26  
 D-32758 Detmold  
 Germany

www.weidmueller.com

**Technical data**

wire end ferrule	max.	35 mm <sup>2</sup>	
	nominal	235 mm <sup>2</sup>	
	Stripping length	min.	18 mm
		max.	18 mm
		nominal	18 mm
	Tightening torque	min.	4 Nm
max.		5 Nm	

**General**

Wire connection cross section AWG, max.	AWG 2	Installation advice	Busbar
Wire connection cross section AWG, min.	AWG 14	Standards	In accordance with IEC 60947-7-1
Mounting rail	TS 35		

**Rating data**

Rated cross-section	35 mm <sup>2</sup>	Rated voltage	400 V
Rated DC voltage	400 V	Nominal current	125 A
Current at maximum wires	140 A	Standards	In accordance with IEC 60947-7-1
Volume resistance according to IEC 60947-7-x	0.26 mΩ	Rated impulse withstand voltage	6 kV
Power loss in accordance with IEC 60947-7-x	4.00 W	Pollution severity	3

**Classifications**

ETIM 8.0	EC000897	ETIM 9.0	EC000897
ETIM 10.0	EC000897	ECLASS 14.0	27-25-01-11
ECLASS 15.0	27-25-01-11		

**Drawings**



## WNT 35N 10X3

**Weidmüller Interface GmbH & Co. KG**  
 Klingenbergstraße 26  
 D-32758 Detmold  
 Germany

www.weidmueller.com

## Accessories

## End plates and partition plates



Partition plates and end plates are essential accessories for terminal blocks. Partition plates provide optical and electrical separation of different potentials and functional groups, increasing safety and ensuring a clear structure inside the control cabinet. End plates close the terminal block row on the sides, protect against contact with live parts, and ensure a clean, stable finish. Both components are precisely matched to the respective Weidmüller terminal block series, contributing to safe, compliant, and professional wiring.

## General ordering data

Type	WHP 2.5-35N/10X3 BL	Version	
Order No.	<a href="#">1050280000</a>	End and partition plate for terminals, blue, Height: 60 mm, Width: 2 mm, V-O, Wemid	
GTIN (EAN)	4008190044640		
Qty.	20 ST		

## End bracket



Weidmüller's range of products includes end brackets that guarantee a permanent, reliable mounting on the terminal rail and prevent sliding. Versions with and without screws are available. The end brackets include marking options, also for group markers, and also a test plug holder.

## General ordering data

Type	WEW 35/2	Version	
Order No.	<a href="#">1061200000</a>	End bracket, dark beige, TS 35, HB, Wemid, Width: 8 mm, 100 °C	
GTIN (EAN)	4008190030230		
Qty.	50 ST		

## Combined screwing and cutting tool "Swifty® CS"

Combined cutting/stripping tool Swifty® CS and Swifty® CS set for crimp-free cutting and stripping of copper cables up to 1.5 mm<sup>2</sup> solid and 2.5 mm<sup>2</sup> flexible.

## General ordering data

Type	SWIFTY CS SET	Version	
Order No.	<a href="#">9006060000</a>	Cutting and screwing-tool, Cutting tool for one-hand operation	
GTIN (EAN)	4032248257638		
Qty.	1 ST		

## WNT 35N 10X3

Weidmüller Interface GmbH &amp; Co. KG

Klingenbergstraße 26

D-32758 Detmold

Germany

www.weidmueller.com

## Accessories

## Slotted screwdriver



Slotted screwdriver with rounded blade SD DIN 5265, ISO 2380/2, output to DIN 5264, ISO 2380/1. ChromTop tip, SoftFinish grip

## General ordering data

Type	SDS 1.0X5.5X150	Version	
Order No.	<a href="#">9008350000</a>	Screwdriver, Screwdriver	
GTIN (EAN)	4032248056316		
Qty.	1 ST		

## Busbars



With our bus bars in various materials and the associated accessories, you can connect cables in the smallest installation space. Depending on the application, potentials can be collected, distributed or dissipated.

## General ordering data

Type	SSCH 10X3X1000 CU/SN	Version	
Order No.	<a href="#">0348900000</a>	Busbar (terminal), silver, Height: 1000 mm, Depth: 3 mm, Copper	
GTIN (EAN)	4008190024802		
Qty.	25 M		

## Blank



The Dekafix (DEK) marker is the universal marker for all conductor and plug-in connectors as well as for electronic sub-assemblies. The system is ideal for short number sequences and covers a wide range of ready-printed markers.

Strips for fast installation in only one work step. The printing is easy to read, rich in contrast and available in various widths.

- Large range of ready-to-use markers
  - Strips for fast installation
  - Terminal markers, suitable for all Weidmüller cable connectors
  - Available as blank MultiCard or with standard printing
- For custom printing: Please send us a file of our labeling software M-Print PRO or M-Print PRO Online (without installation) for your labeling specifications.

## WNT 35N 10X3

**Weidmüller Interface GmbH & Co. KG**  
 Klingenbergstraße 26  
 D-32758 Detmold  
 Germany


www.weidmueller.com

## Accessories

## General ordering data

Type	DEK 5/5 MC NE WS	Version
Order No.	<a href="#">1609801044</a>	Dekafix, Terminal marker, 5 x 5 mm, Pitch in mm (P): 5.00
GTIN (EAN)	4008190397111	Weidmueller, white
Qty.	1000 ST	
Type	WS 12/5 MC NE WS	Version
Order No.	<a href="#">1609860000</a>	WS, Terminal marker, 12 x 5 mm, Pitch in mm (P): 5.00 Weidmueller,
GTIN (EAN)	4008190203481	Allen-Bradley, white
Qty.	720 ST	

## SchT group marker carrier



The SchT 5 S group tag carriers are clipped directly onto the TS 32 mounting rail (G-rail) or the TS 35 mounting rail (top-hat rail). It is therefore possible to label the terminal strip irrespective of the terminal and the type of terminal. SchT 5 and SchT 5 S are fitted with ESO 5, STR 5 protective strips.

The SchT 7 is a hinged group tag carrier for inlay tags which enables easy access to the clamping screw. The SchT 7 is fitted with ESO 7, STR 7 protective strips or DEK 5.

Inlay tags and protective strips can be found under "Accessories".

## General ordering data

Type	SCHT 7	Version
Order No.	<a href="#">0517960000</a>	SCHT, Terminal marker, 39.3 x 8 mm, Pitch in mm (P): 7.00
GTIN (EAN)	4008190001742	Weidmueller, white
Qty.	20 ST	

## ZGB pivotable group tag holder



The ZGB 15 is a hinged group tag carrier. The tag carrier can hold the dekafix 5, WS 12/5 terminal markers or the inlay tag ESO 15.

The ZGB 30 is a hinged group tag carrier. The tag carrier can hold the dekafix 5, WS 12/5 terminal markers or the inlay tag ESO 7.

Inlay tags and protective strips can be found under "Accessories".

## General ordering data

Type	ZGB 15	Version
Order No.	<a href="#">1636530000</a>	Terminal markers, Terminal marker, 15 x 7 mm, Pitch in mm (P): 5.00
GTIN (EAN)	4008190297053	Weidmueller, white
Qty.	20 ST	
Type	ZGB 30	Version
Order No.	<a href="#">1611930000</a>	Terminal markers, Terminal marker, 32 x 7 mm, Pitch in mm (P): 5.00
GTIN (EAN)	4008190002251	Weidmueller, white
Qty.	20 ST	

## WNT 35N 10X3

Weidmüller Interface GmbH &amp; Co. KG

Klingenbergstraße 26


D-32758 Detmold

Germany

www.weidmueller.com

## Accessories

## Marker holder



The marker holder offer the possibility of additional mounting of standard markers with a pitch of 5 or 5.1 mm. The angled holders can be optionally snapped together and could be mounted in all standard marking channels of the Klippon® Connect modular terminal blocks. Fitting marker types could be found under the respective accessories of the designation marking holder.

## General ordering data

Type	BZT 1 WS 10/5	Version	
Order No.	<a href="#">1805490000</a>	Accessories, Marker holder	
GTIN (EAN)	4032248270231		
Qty.	100 ST		
Type	BZT 1 ZA WS 10/5	Version	
Order No.	<a href="#">1805520000</a>	Accessories, Marker holder	
GTIN (EAN)	4032248270248		
Qty.	100 ST		

## WS 12/5



## WS/ DEK

MultiMark terminal markers use an innovative composite material made from two components. The hard base contour of the marker snaps securely into the connector. The elastic surface finish makes the marker easy to mount. This specially punched material enables the strips to be stretched to accommodate the slight variations in spacing that tend to add up, especially with long terminal blocks. Another advantage: the excellent printability of the surface material guarantees durable and wear-resistant labelling. A print resolution of 300 dpi also produces a very legible script.

Your benefits with MultiMark

- Firm hold and durable printing
- Continuous strips save installation time
- Easy mounting thanks to an innovative composite material
- Large label field for optimal legibility
- High flexibility thanks to manufacturer independence

## General ordering data

Type	WS 12/5 MM WS	Version	
Order No.	<a href="#">2007190000</a>	WS, Terminal marker, 12 x 5 mm, Weidmueller, white	
GTIN (EAN)	4050118392036		
Qty.	800 ST		