


SAK 4**Weidmüller Interface GmbH & Co. KG**

Klingenbergstraße 26

D-32758 Detmold

Germany

www.weidmueller.com**Product image**

To feed through power, signal, and data is the classical requirement in electrical engineering and panel building. The insulating material, the connection system and the design of the terminal blocks are the differentiating features. A feed-through terminal block is suitable for joining and/or connecting one or more conductors. They could have one or more connection levels that are on the same potential or insulated against one another.

General ordering data

Version	Feed-through terminal block, Screw connection, beige / yellow, 4 mm ² , 32 A, 800 V, Number of connections: 2
Order No.	1716240000
Type	SAK 4
GTIN (EAN)	4008190377137
Qty.	100 items
Delivery status	This article will no longer be available in the future.
Available until	2026-06-30T00:00:00+02:00
Alternative product	SAK 4

SAK 4

Weidmüller Interface GmbH & Co. KG
 Klingenbergstraße 26
 D-32758 Detmold
 Germany

www.weidmueller.com

Technical data

Approvals

Approvals



ROHS	Conform
UL File Number Search	UL Website
Certificate No. (UR)	E60693
Certificate No. (cURusEX)	E184763

Dimensions and weights

Depth	51.5 mm	Depth (inches)	2.0276 inch
Height	40 mm	Height (inches)	1.5748 inch
Width	6.5 mm	Width (inches)	0.2559 inch
Net weight	11.08 g		

Temperatures

Storage temperature	-25 °C...55 °C	Ambient temperature	-50 °C...55 °C
Continuous operating temp., min.	-50 °C	Continuous operating temp., max.	100 °C

Environmental Product Compliance

RoHS Compliance Status	Compliant without exemption
REACH SVHC	No SVHC above 0.1 wt%

Material data

Basic material	PA 66	Colour	beige / yellow
UL 94 flammability rating	V-2		

Rating data IECEx/ATEX

Marking EN 60079-7	Ex eb II C Gb	Ex 2014/34/EU label	II 2 G D
--------------------	---------------	---------------------	----------

System specifications

Version	Screw connection, for screwable cross-connection, One end without connector	End cover plate required	Yes
Number of potentials	1	Number of levels	1
Number of clamping points per level	2	Number of potentials per tier	1
Levels cross-connected internally	No	PE connection	No
Mounting rail	TS 32	N-function	No
PE function	No	PEN function	No

Additional technical data

Open sides	right	Number of similar terminals	1
Explosion-tested version	Yes	Type of mounting	Snap-on

SAK 4

Weidmüller Interface GmbH & Co. KG

Klingenbergstraße 26
D-32758 Detmold
Germany

www.weidmueller.com

Technical data

CSA rating data

Wire cross section max. (CSA)	10 AWG	Voltage size C (CSA)	600 V
Current size C (CSA)	36 A	Certificate No. (CSA)	12400-129
Wire cross section min. (CSA)	26 AWG		

Conductors for clamping (additional connection)

Conductor cross-section, flexible plus plastic collar DIN 46228/1, further connection, max.	4 mm ²	Connection type, additional connection	Screw connection
---	-------------------	--	------------------

Conductors for clamping (rated connection)

Gauge to IEC 60947-1	A4	Wire connection cross section AWG, max.	AWG 10
Connection direction	on side	Tightening torque, max.	1 Nm
Tightening torque, min.	0.5 Nm	Stripping length	12 mm
Type of connection	Screw connection	Number of connections	2
Clamping range, max.	6 mm ²	Clamping range, min.	0.13 mm ²
Clamping screw	M 3	Blade size	0.6 x 3.5 mm
Wire connection cross section AWG, min.	AWG 26	Wire connection cross-section, finely stranded with wire-end ferrules DIN 46228/4, max.	4 mm ²
Wire connection cross-section, finely stranded with wire-end ferrules DIN 46228/4, min.	0.13 mm ²	Wire connection cross-section, finely stranded with wire-end ferrules DIN 46228/1, max.	4 mm ²
Wire connection cross-section, finely stranded with wire-end ferrules DIN 46228/1, min.	0.13 mm ²	Wire connection cross section, finely stranded, max.	4 mm ²
Wire connection cross section, finely stranded, min.	0.13 mm ²	Connection cross-section, stranded, max.	4 mm ²
Connection cross-section, stranded, min.	0.13 mm ²	Twin wire-end ferrules, max.	2.5 mm ²
Twin wire-end ferrules, min.	0.5 mm ²	Torque level with DMS electric screwdriver	2
Wire connection cross-section, solid core, max.	6 mm ²	Wire connection cross-section, solid core, min.	0.13 mm ²
Connection cross-section, finely stranded, min.	0.13 mm ²		

General

Wire connection cross section AWG, max.	AWG 10	Wire connection cross section AWG, min.	AWG 26
Standards	IEC 60947-7-1	Mounting rail	TS 32

Rating data

Rated cross-section	4 mm ²	Rated voltage	800 V
Rated DC voltage	800 V	Nominal current	32 A
Current at maximum wires	41 A	Standards	IEC 60947-7-1
Volume resistance according to IEC 60947-7-x	1 mΩ	Rated impulse withstand voltage	8 kV
Power loss in accordance with IEC 60947-7-x	1.02 W	Pollution severity	3

UL rating data

Conductor size Factory wiring max. (UR)	10 AWG	Current size C (UR)	30 A
Voltage size C (UR)	600 V	Conductor size Factory wiring min. (UR)	22 AWG

SAK 4

Weidmüller Interface GmbH & Co. KG
Klingenbergstraße 26
D-32758 Detmold
Germany

www.weidmueller.com

Technical data

Certificate No. (UR)	E60693	Conductor size Field wiring min. (UR)	22 AWG
Conductor size Field wiring max. (UR)	10 AWG		

Classifications

ETIM 8.0	EC000897	ETIM 9.0	EC000897
ETIM 10.0	EC000897	ECLASS 14.0	27-25-01-01
ECLASS 15.0	27-25-01-01		

SAK 4

Weidmüller Interface GmbH & Co. KG

Klingenbergstraße 26

D-32758 Detmold

Germany

www.weidmueller.com

Accessories

Cross-connections



The distribution or multiplication of a potential to adjoining terminal blocks is realized via a cross-connection. Additional wiring effort can be easily avoided. Even if the poles are broken out, contact reliability in the terminal blocks is still ensured. Our portfolio offers pluggable and screwable cross-connection systems for modular terminal blocks.

General ordering data

Type	Q 2 SAK4	Version	
Order No.	0336700000	Cross-connector (terminal), when screwed in, grey, 32 A, Number of poles: 2, Pitch in mm (P): 6.00, Insulated: No, Width: 11 mm	
GTIN (EAN)	4008190033842		
Qty.	50 ST		

Disconnect plugs



In contrast to the terminal blocks with integrated disconnect lever, our disconnect plugs can be completely detached or removed from the terminal block and the respective application and offer a flexible alternative solution to our standard disconnectors.

General ordering data

Type	Q 3 SAK4	Version	
Order No.	0336800000	Cross-connector (terminal), when screwed in, grey, 32 A, Number of poles: 3, Pitch in mm (P): 6.00, Insulated: No, Width: 18 mm	
GTIN (EAN)	4008190089795		
Qty.	50 ST		

Cross-connections



The distribution or multiplication of a potential to adjoining terminal blocks is realized via a cross-connection. Additional wiring effort can be easily avoided. Even if the poles are broken out, contact reliability in the terminal blocks is still ensured. Our portfolio offers pluggable and screwable cross-connection systems for modular terminal blocks.

General ordering data

Type	Q 4 SAK4	Version	
Order No.	0336900000	Cross-connector (terminal), when screwed in, grey, 32 A, Number of poles: 4, Pitch in mm (P): 6.00, Insulated: No, Width: 24.5 mm	
GTIN (EAN)	4008190036201		
Qty.	50 ST		

SAK 4

Weidmüller Interface GmbH & Co. KG

Klingenbergstraße 26

D-32758 Detmold

Germany

www.weidmueller.com

Accessories

Disconnect plugs



In contrast to the terminal blocks with integrated disconnect lever, our disconnect plugs can be completely detached or removed from the terminal block and the respective application and offer a flexible alternative solution to our standard disconnectors.

General ordering data

Type	Q 10 SAK4	Version	
Order No.	0368800000	Cross-connector (terminal), when screwed in, grey, 32 A, Number of	
GTIN (EAN)	4008190049478	poles: 10, Pitch in mm (P): 6.00, Insulated: No, Width: 63.5 mm	
Qty.	20 ST		

End plates and partition plates



Partition plates and end plates are essential accessories for terminal blocks. Partition plates provide optical and electrical separation of different potentials and functional groups, increasing safety and ensuring a clear structure inside the control cabinet. End plates close the terminal block row on the sides, protect against contact with live parts, and ensure a clean, stable finish. Both components are precisely matched to the respective Weidmüller terminal block series, contributing to safe, compliant, and professional wiring.

General ordering data

Type	AP SAK4-10	Version	
Order No.	0117960000	End plate for terminals, beige, Height: 40 mm, Width: 1.5 mm, V-2,	
GTIN (EAN)	4008190081485	PA 66, Snap-on: Yes	
Qty.	20 ST		
Type	AP SAK4-10 DB	Version	
Order No.	0105100000	End plate for terminals, dark beige, Height: 40 mm, Width: 1.5 mm,	
GTIN (EAN)	4008190394875	V-0, Wemid, Snap-on: Yes	
Qty.	20 ST		
Type	AP SAK4-10 RT	Version	
Order No.	0117900000	End plate for terminals, red, Height: 40 mm, Width: 1.5 mm, V-2, PA	
GTIN (EAN)	4008190125059	66, Snap-on: Yes	
Qty.	20 ST		
Type	AP SAK4-10 BL	Version	
Order No.	0117980000	End plate for terminals, blue, Height: 40 mm, Width: 1.5 mm, V-2, PA	
GTIN (EAN)	4008190171087	66, Snap-on: Yes	
Qty.	20 ST		
Type	TW 4 SAK4-10	Version	
Order No.	0130160000	Partition plate (terminal), beige, Height: 50 mm, Width: 1.5 mm, V-2,	
GTIN (EAN)	4008190096335	PA 66	
Qty.	20 ST		

SAK 4

Weidmüller Interface GmbH & Co. KG
 Klingenbergstraße 26
 D-32758 Detmold
 Germany

www.weidmueller.com

Accessories

Type	TW 4 SAK4-10 BL	Version	
Order No.	0130180000	Partition plate (terminal), blue, Height: 50 mm, Width: 1.5 mm, V-2,	
GTIN (EAN)	4008190114138	PA 66	
Qty.	20 ST		

Testadapter and testsockets



Test adapters and test plugs are used for the electrical connection between terminal blocks and the test equipment. In this way, an electrical contact can be established in the wired state and measurements can be done easily.

General ordering data

Type	PS 2.3 RT	Version	
Order No.	0180400000	Test adapter (terminal), 230 V, 20 mA	
GTIN (EAN)	4008190060121		
Qty.	20 ST		
Type	STB 14/D5/2.3/M3 SAK2.5	Version	
Order No.	0168600000	SAK Series, Socket	
GTIN (EAN)	4008190135225		
Qty.	50 ST		

Mounting support



We offer a broad portfolio of mounting support for easy handling and supplementation of our products. From various tools to insulating sleeves and various screws, our components are matched to each other down to the last detail and thus facilitate assembly in compliance with the respective standards and protective regulations.

General ordering data

Type	BFSC M3X22 PA/RT	Version	
Order No.	0128900000	Mounting screw (Terminal), 3.00 mm, Polyamide 66, Depth: 4.8 mm,	
GTIN (EAN)	4008190084158	Width: 4.8 mm, Height: 22 mm	
Qty.	100 ST		
Type	BFSC M3X25	Version	
Order No.	0292500000	Mounting screw (Terminal), 3.00 mm, Steel, Depth: 4.8 mm, Width:	
GTIN (EAN)	4008190177027	4.8 mm, Height: 25 mm	
Qty.	100 ST		

SAK 4

Weidmüller Interface GmbH & Co. KG
 Klingenbergstraße 26
 D-32758 Detmold
 Germany

www.weidmueller.com

Accessories

Cross-connections




The distribution or multiplication of a potential to adjoining terminal blocks is realized via a cross-connection. Additional wiring effort can be easily avoided. Even if the poles are broken out, contact reliability in the terminal blocks is still ensured. Our portfolio offers pluggable and screwable cross-connection systems for modular terminal blocks.

General ordering data

Type	VH 13.5/4.9/3.3	Version
Order No.	0248500000	Connecting sleeve (terminal), when screwed in, Width: 4.9 mm,
GTIN (EAN)	4008190022723	Height: 4.9 mm, Depth: 13.5 mm, Number of poles: 1, Copper
Qty.	100 ST	
Type	VH 19/5/3.4	Version
Order No.	0285100000	Connecting sleeve (terminal), when screwed in, Width: 5 mm, Height:
GTIN (EAN)	4008190189297	5 mm, Depth: 17.5, Number of poles: 1, Cu Zn
Qty.	50 ST	
Type	VL 2 SAK4	Version
Order No.	0197000000	Cross-connector (terminal), when screwed in, grey, 32 A, Number of
GTIN (EAN)	4008190000271	poles: 2, Pitch in mm (P): 6.50, Insulated: No, Width: 6 mm
Qty.	50 ST	

Warning cover

Warning covers with a flash symbol provide more safety for man and machine. They are used where external voltage must be indicated within the application.



General ordering data

Type	AD 4 SAK4	Version
Order No.	0285300000	Terminal cover, yellow, PVC, Height: 25 mm, Width: 25.6 mm, Depth:
GTIN (EAN)	4008190072902	1 mm, V-2
Qty.	50 ST	

SAK 4

Weidmüller Interface GmbH & Co. KG

Klingenbergstraße 26

D-32758 Detmold

Germany

Accessories

www.weidmueller.com

Blank



The Dekafix (DEK) marker is the universal marker for all conductor and plug-in connectors as well as for electronic sub-assemblies. The system is ideal for short number sequences and covers a wide range of ready-printed markers.

Strips for fast installation in only one work step. The printing is easy to read, rich in contrast and available in various widths.

- Large range of ready-to-use markers
 - Strips for fast installation
 - Terminal markers, suitable for all Weidmüller cable connectors
 - Available as blank MultiCard or with standard printing
- For custom printing: Please send us a file of our labeling software M-Print PRO or M-Print PRO Online (without installation) for your labeling specifications.

General ordering data

Type	DEK 5/6.5 MC NE WS	Version	
Order No.	1609840000		Dekafix, Terminal marker, 5 x 6.5 mm, Pitch in mm (P): 6.50
GTIN (EAN)	4008190203429		Weidmueller, white
Qty.	900 ST		

Custom printing



The Dekafix (DEK) marker is the universal marker for all conductor and plug-in connectors as well as for electronic sub-assemblies. The system is ideal for short number sequences and covers a wide range of ready-printed markers.

Strips for fast installation in only one work step. The printing is easy to read, rich in contrast and available in various widths.

- Large range of ready-to-use markers
 - Strips for fast installation
 - Terminal markers, suitable for all Weidmüller cable connectors
 - Available as blank MultiCard or with standard printing
- For custom printing: Please send us a file of our labeling software M-Print PRO or M-Print PRO Online (without installation) for your labeling specifications.

General ordering data

Type	DEK 5/6.5 MC SDR	Version	
Order No.	1609850000		Dekafix, Terminal marker, 5 x 6.5 mm, Pitch in mm (P): 6.50
GTIN (EAN)	4008190456610		Weidmueller, To customer specification
Qty.	180 ST		

SAK 4

Weidmüller Interface GmbH & Co. KG

Klingenbergstraße 26


D-32758 Detmold

Germany

www.weidmueller.com

Accessories

SchT group marker carrier



The SchT 5 S group tag carriers are clipped directly onto the TS 32 mounting rail (G-rail) or the TS 35 mounting rail (top-hat rail). It is therefore possible to label the terminal strip irrespective of the terminal and the type of terminal. SchT 5 and SchT 5 S are fitted with ESO 5, STR 5 protective strips.


The SchT 7 is a hinged group tag carrier for inlay tags which enables easy access to the clamping screw. The SchT 7 is fitted with ESO 7, STR 7 protective strips or DEK 5.

Inlay tags and protective strips can be found under "Accessories".

General ordering data

Type	SCHT 7	Version	
Order No.	0517960000	SCHT, Terminal marker, 39.3 x 8 mm, Pitch in mm (P): 7.00	
GTIN (EAN)	4008190001742	Weidmueller, white	
Qty.	20 ST		

Marker holder



The marker holder offer the possibility of additional mounting of standard markers with a pitch of 5 or 5.1 mm. The angled holders can be optionally snapped together and could be mounted in all standard marking channels of the Klippon® Connect modular terminal blocks. Fitting marker types could be found under the respective accessories of the designation marking holder.

General ordering data

Type	BZT 1 WS 10/5	Version	
Order No.	1805490000	Accessories, Marker holder	
GTIN (EAN)	4032248270231		
Qty.	100 ST		
Type	BZT 1 ZA WS 10/5	Version	
Order No.	1805520000	Accessories, Marker holder	
GTIN (EAN)	4032248270248		
Qty.	100 ST		

SAK 4

Weidmüller Interface GmbH & Co. KG
Klingenbergstraße 26
D-32758 Detmold
Germany

www.weidmueller.com

Accessories

End plates and partition plates



Partition plates and end plates are essential accessories for terminal blocks. Partition plates provide optical and electrical separation of different potentials and functional groups, increasing safety and ensuring a clear structure inside the control cabinet. End plates close the terminal block row on the sides, protect against contact with live parts, and ensure a clean, stable finish. Both components are precisely matched to the respective Weidmüller terminal block series, contributing to safe, compliant, and professional wiring.

General ordering data

Type	AP SAK4-10 I	Version
Order No.	0117910000	End plate for terminals, black, Height: 40 mm, Width: 1.5 mm, V-2, PA
GTIN (EAN)	4008190183707	66, Snap-on: Yes
Qty.	20 ST	
Type	TW SAK4-10 HP/DBR/0.5	Version
Order No.	0197100000	Partition plate (terminal), brown, dark beige, Height: 40 mm, Width:
GTIN (EAN)	4008190146627	0.5 mm, V-2, PA 66
Qty.	20 ST	
Type	TSCH 1	Version
Order No.	0319160000	Small partition (terminal), PA 66, beige, Continuous operating temp.,
GTIN (EAN)	4008190097219	max.: 100 °C
Qty.	100 ST	
Type	TSCH 2	Version
Order No.	0353660000	Small partition (terminal), PA 66, beige, Continuous operating temp.,
GTIN (EAN)	4008190128432	max.: 100 °C
Qty.	100 ST	

Testadapter and testsockets



Test adapters and test plugs are used for the electrical connection between terminal blocks and the test equipment. In this way, an electrical contact can be established in the wired state and measurements can be done easily.

General ordering data

Type	STA 1/ZA SAK4-10	Version
Order No.	1632450000	Test adapter (terminal), 1.5 mm ² , 250 V, 0.2 A
GTIN (EAN)	4008190209636	
Qty.	25 ST	