

ZDU 2.5-2/4AN**Weidmüller Interface GmbH & Co. KG**Klingenbergstraße 26
D-32758 Detmold
Germany

www.weidmueller.com

Product image

To feed through power, signal, and data is the classical requirement in electrical engineering and panel building. The insulating material, the connection system and the design of the terminal blocks are the differentiating features. A feed-through terminal block is suitable for joining and/or connecting one or more conductors. They could have one or more connection levels that are on the same potential or insulated against one another.

General ordering data

Version	Feed-through terminal, Tension-clamp connection, 2.5 mm ² , 800 V, 24 A, dark beige
Order No.	1706060000
Type	ZDU 2.5-2/4AN
GTIN (EAN)	4008 1909 15407
Qty.	100 items

ZDU 2.5-2/4AN

Weidmüller Interface GmbH & Co. KG

Klingenbergstraße 26

D-32758 Detmold

Germany

www.weidmueller.com

Technical data

Approvals

Approvals



ROHS	Conform
UL File Number Search	UL Website
Certificate No. (cURus)	E60693
Certificate No. (cURusEX)	E184763

Dimensions and weights

Depth	43 mm	Depth (inches)	1.6929 inch
Depth including DIN rail	44 mm	Height	50.5 mm
Height (inches)	1.9882 inch	Width	5.1 mm
Width (inches)	0.2008 inch	Net weight	7.3 g

Temperatures

Storage temperature	-25 °C...55 °C	Ambient temperature	-50 °C...75 °C
Continuous operating temp., min.	-50 °C	Continuous operating temp., max.	120 °C

Environmental Product Compliance

RoHS Compliance Status	Compliant without exemption		
REACH SVHC	No SVHC above 0.1 wt%		
Product Carbon Footprint	Cradle to gate	0.097 kg CO2 eq.	

Material data

Basic material	Wemid	Colour	dark beige
UL 94 flammability rating	V-0		

Rating data IECEX/ATEX

Certificate No. (ATEX)	DEMKO16ATEX1808U	Certificate No. (IECEX)	IECEXULD16.0036U
Max. voltage (ATEX)	550 V	Current (ATEX)	21 A
Wire cross section max. (ATEX)	4 mm ²	Max. voltage (IECEX)	550 V
Current (IECEX)	21 A	Wire cross section max. (IECEX)	4 mm ²
Marking EN 60079-7	Ex eb II C Gb	Ex 2014/34/EU label	II 2 G D

System specifications

Version	Tension-clamp connection, for plug-in cross-connector, One end without connector	End cover plate required	Yes
Number of potentials	1	Number of levels	1
Number of clamping points per level	4	Number of potentials per tier	1
Levels cross-connected internally	No	PE connection	No
Mounting rail	TS 35		

ZDU 2.5-2/4AN

Weidmüller Interface GmbH & Co. KG

Klingenbergstraße 26
D-32758 Detmold
Germany

www.weidmueller.com

Technical data

Additional technical data

Open sides	right	Number of similar terminals	1
Explosion-tested version	Yes	Type of mounting	Snap-on

CSA rating data

Wire cross section max. (CSA)	14 AWG	Voltage size C (CSA)	600 V
Current size C (CSA)	23 A	Certificate No. (CSA)	200039-1194786
Wire cross section min. (CSA)	26 AWG		

Conductors for clamping (additional connection)

Connection type, additional connection	Tension-clamp connection
--	--------------------------

Conductors for clamping (rated connection)

Gauge to IEC 60947-1	A2		
Wire connection cross section AWG, max.	AWG 12		
Connection direction	Inclined / angled		
Stripping length	10 mm		
Type of connection	Tension-clamp connection		
Number of connections	4		
Clamping range, max.	2.5 mm ²		
Clamping range, min.	0.13 mm ²		
Blade size	0.6 x 3.5 mm		
Wire connection cross section AWG, min.	AWG 26		
Wire connection cross-section, finely stranded with wire-end ferrules DIN 46228/4, max.	1.5 mm ²		
Wire connection cross-section, finely stranded with wire-end ferrules DIN 46228/4, min.	0.13 mm ²		
Wire connection cross-section, finely stranded with wire-end ferrules DIN 46228/1, max.	2.5 mm ²		
Wire connection cross-section, finely stranded with wire-end ferrules DIN 46228/1, min.	0.13 mm ²		
Wire connection cross section, finely stranded, max.	2.5 mm ²		
Wire connection cross section, finely stranded, min.	0.13 mm ²		
Connection cross-section, stranded, max.	0.5 mm ²		
Connection cross-section, stranded, min.	0.13 mm ²		
Wire connection cross-section, solid core, max.	2.5 mm ²		
Wire connection cross-section, solid core, min.	0.13 mm ²		
Connection cross-section, finely stranded, min.	0.13 mm ²		
Tube length for wire-end ferrule with plastic collar DIN 46228/4	Tube length	min.	6 mm
		max.	10 mm
	Cross-section for conductor connection	nominal	0.5 mm ²
	Tube length	min.	6 mm
		max.	10 mm
	Cross-section for conductor connection	nominal	0.75 mm ²

ZDU 2.5-2/4AN

Weidmüller Interface GmbH & Co. KG
 Klingenbergstraße 26
 D-32758 Detmold
 Germany

www.weidmueller.com

Technical data

Tube length for wire-end ferrule without plastic collar DIN 46228/1	Tube length	min.	6 mm
		max.	10 mm
	Cross-section for conductor connection	nominal	1 mm ²
	Tube length	min.	8 mm
		max.	10 mm
	Cross-section for conductor connection	nominal	1.5 mm ²
	Tube length	nominal	8 mm
	Cross-section for conductor connection	nominal	2.5 mm ²
	Tube length	nominal	10 mm
	Cross-section for conductor connection	nominal	0.5 mm ²
	Tube length	nominal	10 mm
	Cross-section for conductor connection	nominal	0.75 mm ²
	Tube length	nominal	10 mm
	Cross-section for conductor connection	nominal	1 mm ²
Tube length	nominal	10 mm	
Cross-section for conductor connection	nominal	1.5 mm ²	
Tube length	nominal	10 mm	
Cross-section for conductor connection	nominal	2.5 mm ²	

General

Wire connection cross section AWG, max.	AWG 12	Wire connection cross section AWG, min.	AWG 26
Standards	IEC 60947-7-1	Mounting rail	TS 35

Rating data

Rated cross-section	2.5 mm ²	Rated voltage	800 V
Rated DC voltage	800 V	Nominal current	24 A
Current at maximum wires	24 A	Standards	IEC 60947-7-1
Volume resistance according to IEC 60947-7-x	1.33 mΩ	Rated impulse withstand voltage	8 kV
Power loss in accordance with IEC 60947-7-x	0.77 W	Pollution severity	3

UL rating data

Conductor size Factory wiring max. (cURus)	12 AWG	Certificate No. (cURus)	E60693
Conductor size Field wiring min. (cURus)	26 AWG	Conductor size Factory wiring min. (cURus)	26 AWG
Voltage size C (cURus)	600 V	Current size C (cURus)	20 A
Conductor size Field wiring max. (cURus)	12 AWG		

Classifications

ETIM 8.0	EC000897	ETIM 9.0	EC000897
ETIM 10.0	EC000897	ECLASS 14.0	27-25-01-01
ECLASS 15.0	27-25-01-01		

Drawings



ZDU 2.5-2/4AN

Weidmüller Interface GmbH & Co. KG

Klingenbergstraße 26

D-32758 Detmold

Germany

www.weidmueller.com

Accessories

Cross-connections



The distribution or multiplication of a potential to adjoining terminal blocks is realized via a cross-connection. Additional wiring effort can be easily avoided. Even if the poles are broken out, contact reliability in the terminal blocks is still ensured. Our portfolio offers pluggable and screwable cross-connection systems for modular terminal blocks.

General ordering data

Type	ZQB 2.5-2	Version	
Order No.	1677120000	Accessories, Cross-connector, 24 A	
GTIN (EAN)	4008190467678		
Qty.	50 ST		

End plates and partition plates



Partition plates and end plates are essential accessories for terminal blocks. Partition plates provide optical and electrical separation of different potentials and functional groups, increasing safety and ensuring a clear structure inside the control cabinet. End plates close the terminal block row on the sides, protect against contact with live parts, and ensure a clean, stable finish. Both components are precisely matched to the respective Weidmüller terminal block series, contributing to safe, compliant, and professional wiring.

General ordering data

Type	ZAP/TW7	Version	
Order No.	1706110000	Z-series, End plate, Partition plate	
GTIN (EAN)	4008190915452		
Qty.	50 ST		
Type	ZAP/TW7 BL	Version	
Order No.	1706120000	Z-series, End plate, Partition plate	
GTIN (EAN)	4008190915469		
Qty.	50 ST		
Type	ZAP/TW7 OR	Version	
Order No.	1706130000	Z-series, End plate, Partition plate	
GTIN (EAN)	4008190915476		
Qty.	50 ST		

ZDU 2.5-2/4AN

Weidmüller Interface GmbH & Co. KG
 Klingenbergstraße 26
 D-32758 Detmold
 Germany

www.weidmueller.com

Accessories

End bracket



Weidmüller's range of products includes end brackets that guarantee a permanent, reliable mounting on the terminal rail and prevent sliding. Versions with and without screws are available. The end brackets include marking options, also for group markers, and also a test plug holder.

General ordering data

Type	EW 35	Version
Order No.	0383560000	End bracket, beige, TS 35, V-2, Wemid, Width: 8.5 mm, 100 °C
GTIN (EAN)	4008190181314	
Qty.	50 ST	
Type	EW 35 GR 7032	Version
Order No.	0383530000	End bracket, grey, TS 35, V-0, Wemid, Width: 9 mm, 120 °C
GTIN (EAN)	4008190027322	
Qty.	50 ST	
Type	EW 35/SCHA/M3	Version
Order No.	0258660000	End bracket, beige, TS 35, V-2, Wemid, Width: 16.5 mm, 100 °C
GTIN (EAN)	4008190033477	
Qty.	20 ST	
Type	WEW 35/1	Version
Order No.	1059000000	End bracket, dark beige, TS 35, V-2, Wemid, Width: 12 mm, 100 °C
GTIN (EAN)	4008190172282	
Qty.	50 ST	
Type	WEW 35/2	Version
Order No.	1061200000	End bracket, dark beige, TS 35, HB, Wemid, Width: 8 mm, 100 °C
GTIN (EAN)	4008190030230	
Qty.	50 ST	
Type	ZEW 35	Version
Order No.	9540000000	End bracket, dark beige, TS 35, V-2, Wemid, Width: 6 mm, 100 °C
GTIN (EAN)	4008190956264	
Qty.	20 ST	
Type	ZEW 35/2	Version
Order No.	8630740000	End bracket, dark beige, TS 35, V-2, Wemid, Width: 8 mm, 100 °C
GTIN (EAN)	4032248348916	
Qty.	20 ST	

Testadapter and testsockets



Test adapters and test plugs are used for the electrical connection between terminal blocks and the test equipment. In this way, an electrical contact can be established in the wired state and measurements can be done easily.

ZDU 2.5-2/4AN

Weidmüller Interface GmbH & Co. KG
 Klingenbergstraße 26
 D-32758 Detmold
 Germany

www.weidmueller.com

Accessories

General ordering data

Type	ZTA 4	Version	
Order No.	1688110000	Accessories, Test adapter, 11 A	
GTIN (EAN)	4008190855666		
Qty.	25 ST		

Reducing sleeves




The use of reducing sleeves simplifies the connection of conductors with smaller cross-sections. Conductors can be reliably inserted into the clamping point without the strands fraying. The use of a reducing sleeve centres the conductor in the entry point.

General ordering data

Type	ZRH 1.5H/1	Version	
Order No.	1678810000	Z-series, Reducing sleeve	
GTIN (EAN)	4008190487324		
Qty.	1000 ST		
Type	ZRH 1.5H/2	Version	
Order No.	1678800000	Z-series, Reducing sleeve	
GTIN (EAN)	4008190487317		
Qty.	1000 ST		

Warning cover



Warning covers with a flash symbol provide more safety for man and machine. They are used where external voltage must be indicated within the application.

General ordering data

Type	ZAD 1/4-2 GE	Version	
Order No.	1764560000	Z-series, Cover	
GTIN (EAN)	4032248066063		
Qty.	20 ST		

Custom printing



The Dekafix (DEK) marker is the universal marker for all conductor and plug-in connectors as well as for electronic sub-assemblies. The system is ideal for short number sequences and covers a wide range of ready-printed markers.


Strips for fast installation in only one work step. The printing is easy to read, rich in contrast and available in various widths.

- Large range of ready-to-use markers
 - Strips for fast installation
 - Terminal markers, suitable for all Weidmüller cable connectors
 - Available as blank MultiCard or with standard printing
- For custom printing: Please send us a file of our labeling software M-Print PRO or M-Print PRO Online (without installation) for your labeling specifications.

General ordering data

Type	DEK 5/5 MC SDR	Version
Order No.	1609810000	Dekafix, Terminal marker, 5 x 5 mm, Pitch in mm (P): 5.00
GTIN (EAN)	4008190456597	Weidmueller, To customer specification
Qty.	200 ST	

Blank



ZS markers - in proven MultiCard-format - have been developed specifically for the Z-series. They have a large printing area. The hinged mechanism even allows access to cross-connectors without dismantling. Quick installation is guaranteed by the fact that the single tags are clipped on in strips. The single tags are easy to separate.

- Hinged marker area
- Can be fitted in strips or individually
- Markers in proven MultiCard format


For custom printing: Please send us a file of our labeling software M-Print PRO or M-Print PRO Online (without installation) for your labeling specifications.

General ordering data

Type	ZS 15/5 MC NE WS	Version
Order No.	1646630000	ZS, Terminal marker, 15 x 5 mm, Pitch in mm (P): 5.00 Weidmueller,
GTIN (EAN)	4008190401214	Allen-Bradley, white
Qty.	480 ST	

Accessories

ZGB pivotable group tag holder



The ZGB 15 is a hinged group tag carrier. The tag carrier can hold the dekafix 5, WS 12/5 terminal markers or the inlay tag ESO 15.


The ZGB 30 is a hinged group tag carrier. The tag carrier can hold the dekafix 5, WS 12/5 terminal markers or the inlay tag ESO 7.

Inlay tags and protective strips can be found under "Accessories".

General ordering data

Type	ZGB 15	Version	
Order No.	1636530000	Terminal markers, Terminal marker, 15 x 7 mm, Pitch in mm (P): 5.00	
GTIN (EAN)	4008190297053	Weidmueller, white	
Qty.	20 ST		
Type	ZGB 30	Version	
Order No.	1611930000	Terminal markers, Terminal marker, 32 x 7 mm, Pitch in mm (P): 5.00	
GTIN (EAN)	4008190002251	Weidmueller, white	
Qty.	20 ST		

Marker holder



The marker holder offer the possibility of additional mounting of standard markers with a pitch of 5 or 5.1 mm. The angled holders can be optionally snapped together and could be mounted in all standard marking channels of the Klippon® Connect modular terminal blocks. Fitting marker types could be found under the respective accessories of the designation marking holder.

General ordering data

Type	BZT 1 WS 10/5	Version	
Order No.	1805490000	Accessories, Marker holder	
GTIN (EAN)	4032248270231		
Qty.	100 ST		
Type	BZT 1 ZA WS 10/5	Version	
Order No.	1805520000	Accessories, Marker holder	
GTIN (EAN)	4032248270248		
Qty.	100 ST		

Accessories**Slotted screwdriver**

VDE insulated screwdriver sets, for working on live parts up to 1000 V AC and 1500 V DC, DIN EN 60900. IEC 900. Each piece is "GS" safety tested. Blade made from fully hardened, high-alloy chromium-vanadium-molybdenum steel, gun-metal finish.

General ordering data

Type	SDIS SLIM 0.6X3.5X100	Version	
Order No.	2749610000	Mounting tool, Blade width (B): 3.5 mm, Blade length: 100 mm, Blade	
GTIN (EAN)	4050118896350	thickness (A): 0.6 mm	
Qty.	1 ST		