


**ZDU 2.5/4AN BR****Weidmüller Interface GmbH & Co. KG**Klingenbergstraße 26  
D-32758 Detmold  
Germany

www.weidmueller.com

**Product image**

To feed through power, signal, and data is the classical requirement in electrical engineering and panel building. The insulating material, the connection system and the design of the terminal blocks are the differentiating features. A feed-through terminal block is suitable for joining and/or connecting one or more conductors. They could have one or more connection levels that are on the same potential or insulated against one another.

**General ordering data**

Version	Feed-through terminal, Tension-clamp connection, 2.5 mm <sup>2</sup> , 800 V, 24 A, brown
Order No.	<a href="#">1683460000</a>
Type	ZDU 2.5/4AN BR
GTIN (EAN)	4008 190478254
Qty.	100 items

## ZDU 2.5/4AN BR

Weidmüller Interface GmbH & Co. KG  
Klingenbergstraße 26  
D-32758 Detmold  
Germany

www.weidmueller.com

## Technical data

## Approvals

Approvals



ROHS	Conform
UL File Number Search	<a href="#">UL Website</a>
Certificate No. (cURus)	E60693
Certificate No. (cURusEX)	E184763

## Dimensions and weights

Depth	38.5 mm	Depth (inches)	1.5157 inch
Depth including DIN rail	39.5 mm	Height	79.5 mm
Height (inches)	3.1299 inch	Width	5.1 mm
Width (inches)	0.2008 inch	Net weight	10.67 g

## Temperatures

Storage temperature	-25 °C...55 °C	Ambient temperature	-50 °C...75 °C
Continuous operating temp., min.	-50 °C	Continuous operating temp., max.	120 °C

## Environmental Product Compliance

RoHS Compliance Status	Compliant without exemption
REACH SVHC	No SVHC above 0.1 wt%

## Material data

Basic material	Wemid	Colour	brown
UL 94 flammability rating	V-0		

## Rating data IECEX/ATEX

Certificate No. (ATEX)	DEMKO15ATEX1467U	Certificate No. (IECEX)	IECEXULD15.0008U
Max. voltage (ATEX)	550 V	Current (ATEX)	22 A
Wire cross section max. (ATEX)	4 mm <sup>2</sup>	Max. voltage (IECEX)	550 V
Current (IECEX)	22 A	Wire cross section max. (IECEX)	4 mm <sup>2</sup>
Marking EN 60079-7	Ex eb II C Gb	Ex 2014/34/EU label	II 2 G D

## System specifications

Version	Tension-clamp connection, for plug-in cross-connector, One end without connector	End cover plate required	Yes
Number of potentials	1	Number of levels	1

## ZDU 2.5/4AN BR

**Weidmüller Interface GmbH & Co. KG**

Klingenbergstraße 26  
D-32758 Detmold  
Germany

www.weidmueller.com

## Technical data

Number of clamping points per level	4	Number of potentials per tier	1
Levels cross-connected internally	No	PE connection	No
Mounting rail	TS 35		

### Additional technical data

Open sides	right	Number of similar terminals	1
Installation advice	Busbar	Explosion-tested version	Yes
Type of mounting	Snap-on		

### CSA rating data

Wire cross section max. (CSA)	12 AWG	Voltage size C (CSA)	600 V
Current size C (CSA)	27 A	Certificate No. (CSA)	200039-1152892
Voltage size B (CSA)	600 V	Current size B (CSA)	27 A
Voltage size D (CSA)	600 V	Current size D (CSA)	5 A
Wire cross section min. (CSA)	26 AWG		

### Conductors for clamping (additional connection)

Connection type, additional connection Tension-clamp connection

### Conductors for clamping (rated connection)

Gauge to IEC 60947-1	A3	Wire connection cross section AWG, max.	AWG 12
Connection direction	top	Stripping length	10 mm
Type of connection	Tension-clamp connection	Number of connections	4
Clamping range, max.	4 mm <sup>2</sup>	Clamping range, min.	0.05 mm <sup>2</sup>
Blade size	0.6 x 3.5 mm	Wire connection cross section AWG, min.	AWG 30
Wire connection cross-section, finely stranded with wire-end ferrules DIN 46228/4, max.	2.5 mm <sup>2</sup>	Wire connection cross-section, finely stranded with wire-end ferrules DIN 46228/4, min.	0.05 mm <sup>2</sup>
Wire connection cross-section, finely stranded with wire-end ferrules DIN 46228/1, max.	2.5 mm <sup>2</sup>	Wire connection cross-section, finely stranded with wire-end ferrules DIN 46228/1, min.	0.05 mm <sup>2</sup>
Wire connection cross section, finely stranded, max.	4 mm <sup>2</sup>	Wire connection cross section, finely stranded, min.	0.05 mm <sup>2</sup>
Connection cross-section, stranded, max.	4 mm <sup>2</sup>	Connection cross-section, stranded, min.	0.05 mm <sup>2</sup>
Wire connection cross-section, solid core, max.	4 mm <sup>2</sup>	Wire connection cross-section, solid core, min.	0.05 mm <sup>2</sup>
Connection cross-section, finely stranded, min.	0.05 mm <sup>2</sup>		

### General

Wire connection cross section AWG, max.	AWG 12	Installation advice	Busbar
Wire connection cross section AWG, min.	AWG 30	Standards	IEC 60947-7-1
Mounting rail	TS 35		

### Rating data

Rated cross-section	2.5 mm <sup>2</sup>	Rated voltage	800 V
Rated DC voltage	800 V	Nominal current	24 A

## ZDU 2.5/4AN BR

**Weidmüller Interface GmbH & Co. KG**  
 Klingenbergstraße 26  
 D-32758 Detmold  
 Germany

[www.weidmueller.com](http://www.weidmueller.com)

## Technical data

Current at maximum wires	27 A	Standards	IEC 60947-7-1
Volume resistance according to IEC 60947-7-x	1.33 mΩ	Rated impulse withstand voltage	8 kV
Power loss in accordance with IEC 60947-7-x	0.77 W	Pollution severity	3

### UL rating data

Conductor size Factory wiring max. (cURus)	12 AWG	Certificate No. (cURus)	E60693
Conductor size Field wiring min. (cURus)	30 AWG	Conductor size Factory wiring min. (cURus)	30 AWG
Voltage size C (cURus)	600 V	Current size C (cURus)	25 A
Conductor size Field wiring max. (cURus)	12 AWG		

### Classifications

ETIM 8.0	EC000897	ETIM 9.0	EC000897
ETIM 10.0	EC000897	ECLASS 14.0	27-25-01-01
ECLASS 15.0	27-25-01-01		

**Drawings**



## ZDU 2.5/4AN BR

Weidmüller Interface GmbH &amp; Co. KG

Klingenbergstraße 26

D-32758 Detmold

Germany

www.weidmueller.com

## Accessories

## Cross-connections



The distribution or multiplication of a potential to adjoining terminal blocks is realized via a cross-connection. Additional wiring effort can be easily avoided. Even if the poles are broken out, contact reliability in the terminal blocks is still ensured. Our portfolio offers pluggable and screwable cross-connection systems for modular terminal blocks.

## General ordering data

Type	ZQV 2.5/2	Version
Order No.	<a href="#">1608860000</a>	Z-series, Cross-connector, 24 A
GTIN (EAN)	4008190123680	
Qty.	60 ST	
Type	ZQV 2.5/3	Version
Order No.	<a href="#">1608870000</a>	Accessories, Cross-connector, 24 A
GTIN (EAN)	4008190061630	
Qty.	60 ST	
Type	ZQV 2.5/4	Version
Order No.	<a href="#">1608880000</a>	Accessories, Cross-connector, 24 A
GTIN (EAN)	4008190082208	
Qty.	60 ST	
Type	ZQV 2.5/5	Version
Order No.	<a href="#">1608890000</a>	Accessories, Cross-connector, 24 A
GTIN (EAN)	4008190065713	
Qty.	20 ST	
Type	ZQV 2.5/6	Version
Order No.	<a href="#">1608900000</a>	Accessories, Cross-connector, 24 A
GTIN (EAN)	4008190149840	
Qty.	20 ST	
Type	ZQV 2.5/7	Version
Order No.	<a href="#">1608910000</a>	Accessories, Cross-connector, 24 A
GTIN (EAN)	4008190159665	
Qty.	20 ST	
Type	ZQV 2.5/8	Version
Order No.	<a href="#">1608920000</a>	Accessories, Cross-connector, 24 A
GTIN (EAN)	4008190061531	
Qty.	20 ST	
Type	ZQV 2.5/9	Version
Order No.	<a href="#">1608930000</a>	Accessories, Cross-connector, 24 A
GTIN (EAN)	4008190117009	
Qty.	20 ST	
Type	ZQV 2.5/10	Version
Order No.	<a href="#">1608940000</a>	Accessories, Cross-connector, 24 A
GTIN (EAN)	4008190099060	
Qty.	20 ST	
Type	ZQV 2.5/20	Version
Order No.	<a href="#">1908960000</a>	Z-series, Cross-connector, For the terminals, Number of poles: 20
GTIN (EAN)	4032248535293	
Qty.	20 ST	

## ZDU 2.5/4AN BR

**Weidmüller Interface GmbH & Co. KG**  
 Klingenbergstraße 26  
 D-32758 Detmold  
 Germany

www.weidmueller.com

## Accessories

Type	ZQV 2.5/50	Version	
Order No.	<a href="#">1697540000</a>	Accessories, Cross-connector, 24 A	
GTIN (EAN)	4008190883256		
Qty.	10 ST		

### End plates and partition plates



Partition plates and end plates are essential accessories for terminal blocks. Partition plates provide optical and electrical separation of different potentials and functional groups, increasing safety and ensuring a clear structure inside the control cabinet. End plates close the terminal block row on the sides, protect against contact with live parts, and ensure a clean, stable finish. Both components are precisely matched to the respective Weidmüller terminal block series, contributing to safe, compliant, and professional wiring.

### General ordering data

Type	ZAP/TW 3	Version	
Order No.	<a href="#">1608800000</a>	Z-series, Accessories, End plate, Partition plate	
GTIN (EAN)	4008190190927		
Qty.	50 ST		
Type	ZAP/TW 3 BL	Version	
Order No.	<a href="#">1608810000</a>	Z-series, End plate, Partition plate	
GTIN (EAN)	4008190190934		
Qty.	50 ST		
Type	ZAP/TW 3 GN	Version	
Order No.	<a href="#">1683840000</a>	Z-series, End plate, Partition plate	
GTIN (EAN)	4008190477561		
Qty.	50 ST		
Type	ZAP/TW 3 GR	Version	
Order No.	<a href="#">1683870000</a>	Z-series, End plate, Partition plate	
GTIN (EAN)	4008190477592		
Qty.	50 ST		
Type	ZAP/TW 3 OR	Version	
Order No.	<a href="#">1608820000</a>	Z-series, End plate, Partition plate	
GTIN (EAN)	4008190190941		
Qty.	50 ST		
Type	ZAP/TW 3 RT	Version	
Order No.	<a href="#">1683820000</a>	Z-series, End plate, Partition plate	
GTIN (EAN)	4008190477547		
Qty.	50 ST		
Type	ZAP/TW 3 SW	Version	
Order No.	<a href="#">1683890000</a>	Z-series, End plate, Partition plate	
GTIN (EAN)	4008190477615		
Qty.	50 ST		
Type	ZAP/TW 3 WS	Version	
Order No.	<a href="#">1683880000</a>	Z-series, End plate, Partition plate	
GTIN (EAN)	4008190477608		
Qty.	50 ST		

## ZDU 2.5/4AN BR

**Weidmüller Interface GmbH & Co. KG**  
 Klingenbergstraße 26  
 D-32758 Detmold  
 Germany

www.weidmueller.com

## Accessories

## End bracket



Weidmüller's range of products includes end brackets that guarantee a permanent, reliable mounting on the terminal rail and prevent sliding. Versions with and without screws are available. The end brackets include marking options, also for group markers, and also a test plug holder.

## General ordering data

Type	EW 35	Version
Order No.	<a href="#">0383560000</a>	End bracket, beige, TS 35, V-2, Wemid, Width: 8.5 mm, 100 °C
GTIN (EAN)	4008190181314	
Qty.	50 ST	
Type	EW 35 GR 7032	Version
Order No.	<a href="#">0383530000</a>	End bracket, grey, TS 35, V-0, Wemid, Width: 9 mm, 120 °C
GTIN (EAN)	4008190027322	
Qty.	50 ST	
Type	EW 35/SCHA/M3	Version
Order No.	<a href="#">0258660000</a>	End bracket, beige, TS 35, V-2, Wemid, Width: 16.5 mm, 100 °C
GTIN (EAN)	4008190033477	
Qty.	20 ST	
Type	WEW 35/1	Version
Order No.	<a href="#">1059000000</a>	End bracket, dark beige, TS 35, V-2, Wemid, Width: 12 mm, 100 °C
GTIN (EAN)	4008190172282	
Qty.	50 ST	
Type	WEW 35/2	Version
Order No.	<a href="#">1061200000</a>	End bracket, dark beige, TS 35, HB, Wemid, Width: 8 mm, 100 °C
GTIN (EAN)	4008190030230	
Qty.	50 ST	
Type	ZEW 35	Version
Order No.	<a href="#">9540000000</a>	End bracket, dark beige, TS 35, V-2, Wemid, Width: 6 mm, 100 °C
GTIN (EAN)	4008190956264	
Qty.	20 ST	
Type	ZEW 35/2	Version
Order No.	<a href="#">8630740000</a>	End bracket, dark beige, TS 35, V-2, Wemid, Width: 8 mm, 100 °C
GTIN (EAN)	4032248348916	
Qty.	20 ST	

## Testadapter and testsockets



Test adapters and test plugs are used for the electrical connection between terminal blocks and the test equipment. In this way, an electrical contact can be established in the wired state and measurements can be done easily.

## ZDU 2.5/4AN BR

**Weidmüller Interface GmbH & Co. KG**  
 Klingenbergstraße 26  
 D-32758 Detmold  
 Germany

www.weidmueller.com

## Accessories

### General ordering data

Type	ZTA 1	Version
Order No.	<a href="#">1609040000</a>	Accessories, Test adapter, 9 A
GTIN (EAN)	4008190196851	
Qty.	25 ST	
Type	ZTA 1/ZA	Version
Order No.	<a href="#">1609050000</a>	Accessories, Test adapter, 9 A
GTIN (EAN)	4008190206543	
Qty.	25 ST	
Type	PS 2.3 RT	Version
Order No.	<a href="#">0180400000</a>	Test adapter (terminal), 230 V, 20 mA
GTIN (EAN)	4008190060121	
Qty.	20 ST	

### Reducing sleeves




The use of reducing sleeves simplifies the connection of conductors with smaller cross-sections. Conductors can be reliably inserted into the clamping point without the strands fraying. The use of a reducing sleeve centres the conductor in the entry point.

### General ordering data

Type	ZRH 2.5/1 WS	Version
Order No.	<a href="#">1614300000</a>	Z-series, Reducing sleeve
GTIN (EAN)	4008190206789	
Qty.	1000 ST	
Type	ZRH 2.5/2 GR/V0	Version
Order No.	<a href="#">1614290000</a>	Z-series, Reducing sleeve
GTIN (EAN)	4008190072476	
Qty.	1000 ST	
Type	ZRH 2.5/3	Version
Order No.	<a href="#">1614280000</a>	Z-series, Reducing sleeve
GTIN (EAN)	4008190206796	
Qty.	1000 ST	

### Warning cover



Warning covers with a flash symbol provide more safety for man and machine. They are used where external voltage must be indicated within the application.

## ZDU 2.5/4AN BR

Weidmüller Interface GmbH &amp; Co. KG

Klingenbergstraße 26

D-32758 Detmold

Germany

www.weidmueller.com

## Accessories

## General ordering data

Type	ZAD 1/4	Version
Order No.	<a href="#">1609110000</a>	Z-series, Cover
GTIN (EAN)	4008190190910	
Qty.	20 ST	

## Custom printing



The Dekafix (DEK) marker is the universal marker for all conductor and plug-in connectors as well as for electronic sub-assemblies. The system is ideal for short number sequences and covers a wide range of ready-printed markers.


Strips for fast installation in only one work step. The printing is easy to read, rich in contrast and available in various widths.

- Large range of ready-to-use markers
  - Strips for fast installation
  - Terminal markers, suitable for all Weidmüller cable connectors
  - Available as blank MultiCard or with standard printing
- For custom printing: Please send us a file of our labeling software M-Print PRO or M-Print PRO Online (without installation) for your labeling specifications.

## General ordering data

Type	DEK 5/5 MC SDR	Version
Order No.	<a href="#">1609810000</a>	Dekafix, Terminal marker, 5 x 5 mm, Pitch in mm (P): 5.00
GTIN (EAN)	4008190456597	Weidmueller, To customer specification
Qty.	200 ST	

## Blank



WS markers are the perfect match for the W-series connectors. Thanks to their system compatibility, the WS tags can also be used with the I-series and the Z-series. The large marking surfaces do not only permit long character strings but also multi-line text. WS markers are ideal for labels with long, customised character strings. Thanks to the proven MultiCard format, printing with PrintJet CONNECT oder/or Plotter is possible.

- Can be fitted in strips or individually
  - Markers in proven MultiCard format
- For custom printing: Please send us a file of our labeling software M-Print PRO or M-Print PRO Online (without installation) for your labeling specifications.

## General ordering data

Type	WS 10/5 M MC NE WS	Version
Order No.	<a href="#">1792000000</a>	WS, Terminal marker, 10 x 5 mm, Pitch in mm (P): 5.00 Weidmueller,
GTIN (EAN)	4032248223862	Allen-Bradley, white
Qty.	720 ST	

## ZDU 2.5/4AN BR

**Weidmüller Interface GmbH & Co. KG**  
 Klingenbergstraße 26  
 D-32758 Detmold  
 Germany

www.weidmueller.com

## Accessories

Type	WS 10/5 MC NE WS	Version
Order No.	<a href="#">1635000000</a>	WS, Terminal marker, 10 x 5 mm, Pitch in mm (P): 5.00 Weidmueller,
GTIN (EAN)	4008190261948	Allen-Bradley, white
Qty.	720 ST	
Type	ZS 10/5 MC NE WS	Version
Order No.	<a href="#">1610000000</a>	ZS, Terminal marker, 10 x 5 mm, Pitch in mm (P): 5.00 Weidmueller,
GTIN (EAN)	4008190263171	Allen-Bradley, white
Qty.	480 ST	

## Marker holder



The marker holder offer the possibility of additional mounting of standard markers with a pitch of 5 or 5.1 mm. The angled holders can be optionally snapped together and could be mounted in all standard marking channels of the Klippon® Connect modular terminal blocks. Fitting marker types could be found under the respective accessories of the designation marking holder.

## General ordering data

Type	BZT 1 WS 10/5	Version
Order No.	<a href="#">1805490000</a>	Accessories, Marker holder
GTIN (EAN)	4032248270231	
Qty.	100 ST	
Type	BZT 1 ZA WS 10/5	Version
Order No.	<a href="#">1805520000</a>	Accessories, Marker holder
GTIN (EAN)	4032248270248	
Qty.	100 ST	

## Slotted screwdriver



VDE insulated screwdriver sets, for working on live parts up to 1000 V AC and 1500 V DC, DIN EN 60900. IEC 900. Each piece is "GS" safety tested. Blade made from fully hardened, high-alloy chromium-vanadium-molybdenum steel, gun-metal finish.

## General ordering data

Type	SDIS SLIM 0.6X3.5X100	Version
Order No.	<a href="#">2749610000</a>	Mounting tool, Blade width (B): 3.5 mm, Blade length: 100 mm, Blade
GTIN (EAN)	4050118896350	thickness (A): 0.6 mm
Qty.	1 ST	