

BL 3.50/18/270 SN OR BX

Weidmüller Interface GmbH & Co. KG
 Klingenbergstraße 26
 D-32758 Detmold
 Germany

www.weidmueller.com

Product image



Similar to illustration

Female connectors with clamping yoke screw system for connecting conductors at 3.50 mm pitch. They provide space for labelling and can be coded.

General ordering data

| | |
|--------------|---|
| Version | PCB plug-in connector, female plug, 3.50 mm, Number of poles: 18, 270°, Clamping yoke connection, Clamping range, max. : 1.5 mm², Box |
| Order No. | 1639630000 |
| Type | BL 3.50/18/270 SN OR BX |
| GTIN (EAN) | 4008190277185 |
| Qty. | 24 items |
| Product data | IEC: 320 V / 12 A / 0.2 - 1.5 mm² UL: 300 V / 8 A / AWG 28 - AWG 14 |
| Packaging | Box |

BL 3.50/18/270 SN OR BX

Weidmüller Interface GmbH & Co. KG
 Klingenbergstraße 26
 D-32758 Detmold
 Germany

www.weidmueller.com

Technical data

Approvals

Approvals



| | |
|-----------------------|----------------------------|
| ROHS | Conform |
| UL File Number Search | UL Website |
| Certificate No. (UR) | E60693 |

Dimensions and weights

| | | | |
|------------|----------|-----------------|-------------|
| Depth | 22.45 mm | Depth (inches) | 0.8839 inch |
| Height | 12 mm | Height (inches) | 0.4724 inch |
| Width | 63 mm | Width (inches) | 2.4803 inch |
| Net weight | 14.92 g | | |

Environmental Product Compliance

| | | | |
|--------------------------|-----------------------------|------------------|--|
| RoHS Compliance Status | Compliant without exemption | | |
| REACH SVHC | No SVHC above 0.1 wt% | | |
| Product Carbon Footprint | Cradle to gate | 0,710 kg CO2 eq. | |

System Parameters

| | | | |
|--|-------------------------------------|-------------------|-----------------------------|
| Product family | OMNIMATE Signal - series BL/SL 3.50 | | |
| Type of connection | Field connection | | |
| Wire connection method | Clamping yoke connection | | |
| Pitch in mm (P) | 3.50 mm | | |
| Pitch in inches (P) | 0.138 " | | |
| Conductor outlet direction | 270° | | |
| Number of poles | 18 | | |
| L1 in mm | 59.50 mm | | |
| L1 in inches | 2.343 " | | |
| Number of rows | 1 | | |
| Pin series quantity | 1 | | |
| Rated cross-section | 1.5 mm ² | | |
| Touch-safe protection acc. to DIN VDE 57 106 | Safe from finger touch | | |
| Touch-safe protection acc. to DIN VDE 0470 | IP20 plugged/ IP10 unplugged | | |
| Protection degree | IP20, when fully mounted | | |
| Volume resistance | ≤5 mΩ | | |
| Can be coded | Yes | | |
| Stripping length | 6 mm | | |
| Clamping screw | M 2 | | |
| Screwdriver blade | 0.4 x 2.5 | | |
| Screwdriver blade standard | DIN 5264 | | |
| Plugging cycles | 25 | | |
| Plugging force/pole, max. | 7 N | | |
| Pulling force/pole, max. | 5 N | | |
| Tightening torque | Torque type | Wire connection | |
| | Usage information | Tightening torque | min. 0.2 Nm max. 0.25 Nm |

BL 3.50/18/270 SN OR BX

Weidmüller Interface GmbH & Co. KG
 Klingenbergstraße 26
 D-32758 Detmold
 Germany

www.weidmueller.com

Technical data

Material data

| | | | |
|---------------------------------------|----------|---------------------------------------|----------------------------|
| Insulating material | PBT | Colour | orange |
| Colour chart (similar) | RAL 2000 | Insulating material group | IIIa |
| Comparative Tracking Index (CTI) | ≥ 200 | Moisture Level (MSL) | |
| UL 94 flammability rating | V-0 | Contact material | Cu-alloy |
| Contact surface | tinned | Layer structure of plug contact | 4...8 µm Sn hot-dip tinned |
| Storage temperature, min. | -40 °C | Storage temperature, max. | 70 °C |
| Operating temperature, min. | -50 °C | Operating temperature, max. | 100 °C |
| Temperature range, installation, min. | -30 °C | Temperature range, installation, max. | 100 °C |

Conductors suitable for connection

| | |
|---|----------------------|
| Clamping range, min. | 0.08 mm ² |
| Clamping range, max. | 1.5 mm ² |
| Wire connection cross section AWG, min. | AWG 28 |
| Wire connection cross section AWG, max. | AWG 14 |
| Solid, min. H05(07) V-U | 0.2 mm ² |
| Solid, max. H05(07) V-U | 1.5 mm ² |
| Flexible, min. H05(07) V-K | 0.2 mm ² |
| Flexible, max. H05(07) V-K | 1.5 mm ² |
| w. plastic collar ferrule, DIN 46228 pt 4, 0.2 mm ² min. | |
| w. plastic collar ferrule, DIN 46228 pt 4, 1.5 mm ² max. | |
| w. wire end ferrule, DIN 46228 pt 1, min. | 0.2 mm ² |
| w. wire end ferrule, DIN 46228 pt 1, max. | 1.5 mm ² |
| Plug gauge in accordance with EN 60999 a x b; ø | 2.4 mm x 1.5 mm |

| | | | |
|--|--|------------------------------|----------------------------|
| Clampable conductor | Cross-section for conductor connection | Type | fine-wired |
| | | nominal | 0.5 mm ² |
| wire end ferrule | wire end ferrule | Stripping length | nominal 8 mm |
| | | Recommended wire-end ferrule | H0.5/12 OR |
| | | Stripping length | nominal 6 mm |
| | | Recommended wire-end ferrule | H0.5/6 |
| Cross-section for conductor connection | Cross-section for conductor connection | Type | fine-wired |
| | | nominal | 0.75 mm ² |
| wire end ferrule | wire end ferrule | Stripping length | nominal 8 mm |
| | | Recommended wire-end ferrule | H0.75/12 W |
| | | Stripping length | nominal 6 mm |
| | | Recommended wire-end ferrule | H0.75/6 |
| Cross-section for conductor connection | Cross-section for conductor connection | Type | fine-wired |
| | | nominal | 1 mm ² |
| wire end ferrule | wire end ferrule | Stripping length | nominal 8 mm |
| | | Recommended wire-end ferrule | H1.0/12 GE |
| | | Stripping length | nominal 6 mm |
| | | Recommended wire-end ferrule | H1.0/6 |
| Cross-section for conductor connection | Cross-section for conductor connection | Type | fine-wired |
| | | nominal | 0.25 mm ² |
| wire end ferrule | wire end ferrule | Stripping length | nominal 8 mm |

BL 3.50/18/270 SN OR BX

Weidmüller Interface GmbH & Co. KG
 Klingenbergstraße 26
 D-32758 Detmold
 Germany

www.weidmueller.com

Technical data

| | | | |
|----------------|--|------------------------------|------------------------------|
| | | Recommended wire-end ferrule | HO,25/10 HBL |
| | | Stripping length | nominal 5 mm |
| | | Recommended wire-end ferrule | HO,25/5 |
| | Cross-section for conductor connection | Type | fine-wired |
| | | nominal | 0.34 mm ² |
| | wire end ferrule | Stripping length | nominal 8 mm |
| | | Recommended wire-end ferrule | HO,34/10 TK |
| Reference text | The outside diameter of the plastic collar should not be larger than the pitch (P), Length of ferrules is to be chosen depending on the product and the rated voltage. | | |

Rated data acc. to IEC

| | | | |
|---|------------------------|---|-------------------|
| tested acc. to standard | IEC 60664-1, IEC 61984 | Rated current, min. number of poles (Tu=20°C) | 12 A |
| Rated current, max. number of poles (Tu=20°C) | 10 A | Rated current, min. number of poles (Tu=40°C) | 10 A |
| Rated current, max. number of poles (Tu=40°C) | 8 A | Rated voltage for surge voltage class / pollution degree II/2 | 320 V |
| Rated voltage for surge voltage class / pollution degree III/2 | 160 V | Rated voltage for surge voltage class / pollution degree III/3 | 160 V |
| Rated impulse voltage for surge voltage class/ pollution degree II/2 | 2.5 kV | Rated impulse voltage for surge voltage class/ pollution degree III/2 | 2.5 kV |
| Rated impulse voltage for surge voltage class/ contamination degree III/3 | 2.5 kV | Short-time withstand current resistance | 3 x 1s with 100 A |

Rated data acc. to CSA

| | | | |
|-----------------------------------|--|-----------------------------------|----------------|
| Institute (CSA) | CSA | Certificate No. (CSA) | 154685-1318353 |
| Rated voltage (Use group B / CSA) | 300 V | Rated voltage (Use group D / CSA) | 300 V |
| Rated current (Use group B / CSA) | 10 A | Rated current (Use group D / CSA) | 10 A |
| Wire cross-section, AWG, min. | AWG 28 | Wire cross-section, AWG, max. | AWG 14 |
| Reference to approval values | Specifications are maximum values, details - see approval certificate. | | |

Rated data acc. to UL 1059

| | | | |
|---------------------------------------|--|---------------------------------------|--------|
| Institute (UR) | UR | Certificate No. (UR) | E60693 |
| Rated voltage (Use group B / UL 1059) | 300 V | Rated voltage (Use group D / UL 1059) | 300 V |
| Rated current (Use group B / UL 1059) | 8 A | Rated current (Use group D / UL 1059) | 8 A |
| Wire cross-section, AWG, min. | AWG 28 | Wire cross-section, AWG, max. | AWG 14 |
| Reference to approval values | Specifications are maximum values, details - see approval certificate. | | |

Packing

| | | | |
|-----------|-----------|------------|-----------|
| Packaging | Box | VPE length | 348.00 mm |
| VPE width | 136.00 mm | VPE height | 30.00 mm |

Type tests

| | | |
|------------------------------|------------|--|
| Test: Durability of markings | Standard | DIN EN 61984 section 7.3.2 / 09.02 taking pattern from DIN EN 60068-2-70 / 07.96 |
| | Test | mark of origin, type identification, approval marking SEV, approval marking CSA |
| | Evaluation | available |

Technical data

| | | | |
|---|---|--|-------------------------------------|
| | Test | durability | |
| | Evaluation | passed | |
| Test: Misengagement (Non-interchangeability) | Standard | DIN EN 61984 section 6.3 and 6.9.1 / 09.02, DIN IEC 60512 part 7 section 5 / 05.94 | |
| | Test | 180° turned with coding elements | |
| | Evaluation | passed | |
| Test: Clampable cross section | Standard | DIN EN 60999-1 section 7 and 9.1 / 12.00, DIN EN 60947-1 section 8.2.4.5.1 / 12.99 | |
| | Conductor type | Type of conductor and conductor cross-section | solid 0.2 mm ² |
| | | Type of conductor and conductor cross-section | stranded 0.2 mm ² |
| | | Type of conductor and conductor cross-section | solid 1.5 mm ² |
| | | Type of conductor and conductor cross-section | stranded 1.5 mm ² |
| | | Type of conductor and conductor cross-section | AWG 28/1 |
| | | Type of conductor and conductor cross-section | AWG 28/19 |
| | | Type of conductor and conductor cross-section | AWG 16/1 |
| | | Type of conductor and conductor cross-section | AWG 16/19 |
| | Evaluation | passed | |
| Test for damage to and accidental loosening of conductors | Standard | DIN EN 60999-1 section 9.4 / 12.00 | |
| | Requirement | 0.2 kg | |
| | Conductor type | Type of conductor and conductor cross-section | AWG 28/1 |
| | | Type of conductor and conductor cross-section | AWG 28/19 |
| | Evaluation | passed | |
| | Requirement | 0.3 kg | |
| | Conductor type | Type of conductor and conductor cross-section | 2 × AWG 24/1 |
| | | Type of conductor and conductor cross-section | 2 × AWG 24/19 with wire end ferrule |
| | Evaluation | passed | |
| | Requirement | 0.4 kg | |
| Conductor type | Type of conductor and conductor cross-section | solid 1.5 mm ² | |
| | Type of conductor and conductor cross-section | stranded 1.5 mm ² | |
| | Type of conductor and conductor cross-section | AWG 16/7 | |
| Evaluation | passed | | |
| Pull-out test | Standard | DIN EN 60999-1 section 9.5 / 12.00 | |
| | Requirement | ≥5 N | |

Technical data

| | | |
|----------------|---|-------------------------------------|
| Conductor type | Type of conductor and conductor cross-section | AWG 28/1 |
| | Type of conductor and conductor cross-section | AWG 28/19 |
| Evaluation | passed | |
| Requirement | ≥10 N | |
| Conductor type | Type of conductor and conductor cross-section | 2 × AWG 24/1 |
| | Type of conductor and conductor cross-section | 2 × AWG 24/19 with wire end ferrule |
| Evaluation | passed | |
| Requirement | ≥40 N | |
| Conductor type | Type of conductor and conductor cross-section | H05V-U1.5 |
| | Type of conductor and conductor cross-section | H05V-K1.5 |
| | Type of conductor and conductor cross-section | AWG 16/7 |
| Evaluation | passed | |

Important note

IPC conformity Conformity: The products are developed, manufactured and delivered according international recognized standards and norms and comply with the assured properties in the data sheet resp. fulfill decorative properties in accordance with IPC-A-610 "Class 2". Further claims on the products can be evaluated on request.

- Notes
- Additional variants on request
 - Gold-plated contact surfaces on request
 - Max. outer diameter of the conductor: 2.9 mm
 - Max. outer diameter of the conductor: 2.9 mm
 - Wire end ferrule without plastic collar to DIN 46228/1
 - Wire end ferrule with plastic collar to DIN 46228/4
 - P on drawing = pitch
 - Rated data refer only to the component itself. Clearance and creepage distances to other components are to be designed in accordance with the relevant application standards.
 - In accordance with IEC 61984, OMNIMATE-connectors are connectors without breaking capacity (COC). During designated use, connectors are not allowed to be engaged or disengaged when live or under load
 - Long term storage of the product with average temperature of 50 °C and maximum humidity 70%, 36 months

Classifications

| | | | |
|-------------|-------------|-------------|-------------|
| ETIM 8.0 | EC002638 | ETIM 9.0 | EC002638 |
| ETIM 10.0 | EC002638 | ECLASS 14.0 | 27-46-02-02 |
| ECLASS 15.0 | 27-46-02-02 | | |

Dimensional drawing



Graph



Graph



BL 3.50/18/270 SN OR BX

Weidmüller Interface GmbH & Co. KG
 Klingenbergstraße 26
 D-32758 Detmold
 Germany

www.weidmueller.com

Accessories

Coding elements



Only connects what is supposed to be connected: the right connection at the right place.
 Coding elements and locking devices clearly assign connecting elements during the manufacturing process and operation
 The coding elements and locking devices are inserted prior to assembly or during the cable assembly phase.
 The Weidmüller alternative: configure online using the variant configurator to precode prior to delivery.
 Incorrect assembly on the circuit board and incorrect plugging of connecting elements is no longer possible.
 The advantage: no troubleshooting during manufacture and no operational errors by the user.

General ordering data

| | | |
|------------|----------------------------|--|
| Type | BL SL 3.5 KO OR | Version |
| Order No. | 1693430000 | PCB plug-in connector, Accessories, Coding element, orange, Number |
| GTIN (EAN) | 4008190867447 | of poles: 1 |
| Qty. | 100 ST | |
| Type | BL SL 3.5 KO SW | Version |
| Order No. | 1610100000 | PCB plug-in connector, Accessories, Coding element, black, Number |
| GTIN (EAN) | 4008190187637 | of poles: 1 |
| Qty. | 100 ST | |

BL 3.50/18/270 SN OR BX

Weidmüller Interface GmbH & Co. KG
 Klingenbergstraße 26
 D-32758 Detmold
 Germany

www.weidmueller.com

Counterpart

SL 3.50/90F




- Pin headers for wave soldering in 3.50 mm pitch
- Plugging direction is parallel (90°), straight 180° or angled (135°) to the PCB
 - Housing variant: screw flange (F)
 - Packed in a cardboard box (BX)
 - Pin header can be coded

General ordering data

| | | |
|------------|----------------------------|--|
| Type | SL 3.50/18/90F 3.2SN OR... | Version |
| Order No. | 1619780000 | PCB plug-in connector, male header, Flange, THT solder connection, |
| GTIN (EAN) | 4008190147471 | 3.50 mm, Number of poles: 18, 90°, Solder pin length (l): 3.2 mm, |
| Qty. | 20 ST | tinned, orange, Box |
| Type | SL 3.50/18/90F 3.2SN DK... | Version |
| Order No. | 1620220000 | PCB plug-in connector, male header, Flange, THT solder connection, |
| GTIN (EAN) | 4008190153496 | 3.50 mm, Number of poles: 18, 90°, Solder pin length (l): 3.2 mm, |
| Qty. | 20 ST | tinned, Signal green, Box |

SL 3.50/180F



- Pin headers for wave soldering in 3.50 mm pitch
- Plugging direction is parallel (90°), straight 180° or angled (135°) to the PCB
 - Housing variant: screw flange (F)
 - Packed in a cardboard box (BX)
 - Pin header can be coded

General ordering data

| | | |
|------------|----------------------------|--|
| Type | SL 3.50/18/180F 3.2SN O... | Version |
| Order No. | 1622190000 | PCB plug-in connector, male header, Flange, THT solder connection, |
| GTIN (EAN) | 4008190188894 | 3.50 mm, Number of poles: 18, 180°, Solder pin length (l): 3.2 mm, |
| Qty. | 20 ST | tinned, orange, Box |

SLD 3.50/90F



Two-tier pin header for wave soldering in 3.50 mm pitch. The connector is available in open, closed and flange versions. The male connectors provide space for labelling and can be coded. Packed in a cardboard box.

BL 3.50/18/270 SN OR BX

Weidmüller Interface GmbH & Co. KG
 Klingenbergstraße 26
 D-32758 Detmold
 Germany


www.weidmueller.com

Counterpart

General ordering data

| | | |
|------------|----------------------------|--|
| Type | SLD 3.50/36/90F 3.2SN O... | Version |
| Order No. | 1633970000 | PCB plug-in connector, male header, Flange, THT solder connection, |
| GTIN (EAN) | 4008190258429 | 3.50 mm, Number of poles: 36, 90°, Solder pin length (l): 3.2 mm, |
| Qty. | 10 ST | tinned, orange, Box |

SLD 3.50V/180F




Double-level, staggered pin header for wave soldering at 3.50 mm pitch. They are available in closed and flanged versions. The male connectors provide space for labelling and can be coded.

General ordering data

| | | |
|------------|----------------------------|--|
| Type | SLD 3.50 V/36/180F 3.2 ... | Version |
| Order No. | 1641320000 | PCB plug-in connector, male header, Flange, THT solder connection, |
| GTIN (EAN) | 4008190279721 | 3.50 mm, Number of poles: 36, 180°, Solder pin length (l): 3.2 mm, |
| Qty. | 10 ST | tinned, orange, Box |

SLD 3.50V/90F



Double-level, staggered pin header for wave soldering at 3.50 mm pitch. They are available in closed and flanged versions. The male connectors provide space for labelling and can be coded.

General ordering data

| | | |
|------------|----------------------------|--|
| Type | SLD 3.50 V/36/90F 3.2 S... | Version |
| Order No. | 1642450000 | PCB plug-in connector, male header, Flange, THT solder connection, |
| GTIN (EAN) | 4008190280970 | 3.50 mm, Number of poles: 36, 90°, Solder pin length (l): 3.2 mm, |
| Qty. | 10 ST | tinned, orange, Box |

BL 3.50/18/270 SN OR BX

Weidmüller Interface GmbH & Co. KG
 Klingenbergstraße 26
 D-32758 Detmold
 Germany

www.weidmueller.com

Counterpart

SL 3.50/135F



Pin headers for wave soldering in 3.50 mm pitch

- Plugging direction is parallel (90°), straight 180° or angled (135°) to the PCB
- Housing variant: screw flange (F)
- Packed in a cardboard box (BX)
- Pin header can be coded

General ordering data

| | | |
|------------|----------------------------|--|
| Type | SL 3.50/18/135F 3.2SN O... | Version |
| Order No. | 1643490000 | PCB plug-in connector, male header, Flange, THT solder connection, |
| GTIN (EAN) | 4008190282257 | 3.50 mm, Number of poles: 18, 135°, Solder pin length (l): 3.2 mm, |
| Qty. | 24 ST | tinned, orange, Box |

SL-SMT 3.5/180G Box




High-temperature-resistant male header, 3.50 mm pitch.

- Plugging direction parallel (90°), straight 180° or angled (135°) to PCB
- Housing variants: closed side (G), screw flange (F), solder flange (LF) or snap-on solder flange (RF)
- Optimised for the SMT process
- Pin length 3.2 mm universal for all soldering methods
- Pin length 1.5 mm optimised for reflow soldering methods
- Packed either in a box (BX) or tape-on-reel (RL)
- Male header can be coded

General ordering data

| | | |
|------------|----------------------------|---|
| Type | SL-SMT 3.50/18/180G 1.5... | Version |
| Order No. | 1753142001 | PCB plug-in connector, male header, closed side, THT/THR solder |
| GTIN (EAN) | 4032248131044 | connection, 3.50 mm, Number of poles: 18, 180°, Solder pin length |
| Qty. | 20 ST | (l): 1.5 mm, tinned, black, Box |

SL-SMT 3.5/180F Box



High-temperature-resistant male header, 3.50 mm pitch.

- Plugging direction parallel (90°), straight 180° or angled (135°) to PCB
- Housing variants: closed side (G), screw flange (F), solder flange (LF) or snap-on solder flange (RF)
- Optimised for the SMT process
- Pin length 3.2 mm universal for all soldering methods
- Pin length 1.5 mm optimised for reflow soldering methods
- Packed either in a box (BX) or tape-on-reel (RL)
- Male header can be coded

BL 3.50/18/270 SN OR BX

Weidmüller Interface GmbH & Co. KG
 Klingenbergstraße 26
 D-32758 Detmold
 Germany

Counterpart

www.weidmueller.com

General ordering data

| | | |
|------------|----------------------------|---|
| Type | SL-SMT 3.50/18/180F 1.5... | Version |
| Order No. | 1761122001 | PCB plug-in connector, male header, Flange, THT/THR solder |
| GTIN (EAN) | 4032248131693 | connection, 3.50 mm, Number of poles: 18, 180°, Solder pin length |
| Qty. | 24 ST | (l): 1.5 mm, tinned, black, Box |

SL-SMT 3.5/90F Box



- High-temperature-resistant male header, 3.50 mm pitch.
- Plugging direction parallel (90°), straight 180° or angled (135°) to PCB
 - Housing variants: closed side (G), screw flange (F), solder flange (LF) or snap-on solder flange (RF)
 - Optimised for the SMT process
 - Pin length 3.2 mm universal for all soldering methods
 - Pin length 1.5 mm optimised for reflow soldering methods
 - Packed either in a box (BX) or tape-on-reel (RL)
 - Male header can be coded

General ordering data

| | | |
|------------|----------------------------|---|
| Type | SL-SMT 3.50/18/90F 3.2S... | Version |
| Order No. | 1842240000 | PCB plug-in connector, male header, Flange, THT/THR solder |
| GTIN (EAN) | 4032248353590 | connection, 3.50 mm, Number of poles: 18, 90°, Solder pin length (l): |
| Qty. | 24 ST | 3.2 mm, tinned, black, Box |

SL-SMT 3.5/180F Box



- High-temperature-resistant male header, 3.50 mm pitch.
- Plugging direction parallel (90°), straight 180° or angled (135°) to PCB
 - Housing variants: closed side (G), screw flange (F), solder flange (LF) or snap-on solder flange (RF)
 - Optimised for the SMT process
 - Pin length 3.2 mm universal for all soldering methods
 - Pin length 1.5 mm optimised for reflow soldering methods
 - Packed either in a box (BX) or tape-on-reel (RL)
 - Male header can be coded

General ordering data

| | | |
|------------|----------------------------|---|
| Type | SL-SMT 3.50/18/180F 3.2... | Version |
| Order No. | 1842930000 | PCB plug-in connector, male header, Flange, THT/THR solder |
| GTIN (EAN) | 4032248354399 | connection, 3.50 mm, Number of poles: 18, 180°, Solder pin length |
| Qty. | 24 ST | (l): 3.2 mm, tinned, black, Box |

BL 3.50/18/270 SN OR BX

Weidmüller Interface GmbH & Co. KG
 Klingenbergstraße 26
 D-32758 Detmold
 Germany

www.weidmueller.com

Counterpart

SL-SMT 3.5/180LF Box




- High-temperature-resistant male header, 3.50 mm pitch.
- Plugging direction parallel (90°), straight 180° or angled (135°) to PCB
 - Housing variants: closed side (G), screw flange (F), solder flange (LF) or snap-on solder flange (RF)
 - Optimised for the SMT process
 - Pin length 3.2 mm universal for all soldering methods
 - Pin length 1.5 mm optimised for reflow soldering methods
 - Packed either in a box (BX) or tape-on-reel (RL)
 - Male header can be coded

General ordering data

| | | |
|------------|-----------------------------|---|
| Type | SL-SMT 3.50/18/180LF 3.2... | Version |
| Order No. | 1842700000 | PCB plug-in connector, male header, Solder flange, THT/THR solder |
| GTIN (EAN) | 4032248354061 | connection, 3.50 mm, Number of poles: 18, 180°, Solder pin length |
| Qty. | 24 ST | (l): 3.2 mm, tinned, black, Box |

SL-SMT 3.5/90LF Box



- High-temperature-resistant male header, 3.50 mm pitch.
- Plugging direction parallel (90°), straight 180° or angled (135°) to PCB
 - Housing variants: closed side (G), screw flange (F), solder flange (LF) or snap-on solder flange (RF)
 - Optimised for the SMT process
 - Pin length 3.2 mm universal for all soldering methods
 - Pin length 1.5 mm optimised for reflow soldering methods
 - Packed either in a box (BX) or tape-on-reel (RL)
 - Male header can be coded

General ordering data

| | | |
|------------|----------------------------|---|
| Type | SL-SMT 3.50/18/90LF 3.2... | Version |
| Order No. | 1842010000 | PCB plug-in connector, male header, Solder flange, THT/THR solder |
| GTIN (EAN) | 4032248353361 | connection, 3.50 mm, Number of poles: 18, 90°, Solder pin length (l): |
| Qty. | 24 ST | 3.2 mm, tinned, black, Box |

SL-SMT 3.5/180G Box



- High-temperature-resistant male header, 3.50 mm pitch.
- Plugging direction parallel (90°), straight 180° or angled (135°) to PCB
 - Housing variants: closed side (G), screw flange (F), solder flange (LF) or snap-on solder flange (RF)
 - Optimised for the SMT process
 - Pin length 3.2 mm universal for all soldering methods
 - Pin length 1.5 mm optimised for reflow soldering methods
 - Packed either in a box (BX) or tape-on-reel (RL)
 - Male header can be coded

BL 3.50/18/270 SN OR BX

Weidmüller Interface GmbH & Co. KG
 Klingenbergstraße 26
 D-32758 Detmold
 Germany


www.weidmueller.com

Counterpart

General ordering data

| | | |
|------------|----------------------------|---|
| Type | SL-SMT 3.50/18/180G 3.2... | Version |
| Order No. | 1842470000 | PCB plug-in connector, male header, closed side, THT/THR solder |
| GTIN (EAN) | 4032248353828 | connection, 3.50 mm, Number of poles: 18, 180°, Solder pin length |
| Qty. | 20 ST | (l): 3.2 mm, tinned, black, Box |

SL-SMT 3.5/180LF Box




- High-temperature-resistant male header, 3.50 mm pitch.
- Plugging direction parallel (90°), straight 180° or angled (135°) to PCB
 - Housing variants: closed side (G), screw flange (F), solder flange (LF) or snap-on solder flange (RF)
 - Optimised for the SMT process
 - Pin length 3.2 mm universal for all soldering methods
 - Pin length 1.5 mm optimised for reflow soldering methods
 - Packed either in a box (BX) or tape-on-reel (RL)
 - Male header can be coded

General ordering data

| | | |
|------------|----------------------------|---|
| Type | SL-SMT 3.50/18/180LF 1... | Version |
| Order No. | 1804860000 | PCB plug-in connector, male header, Solder flange, THT/THR solder |
| GTIN (EAN) | 4032248268634 | connection, 3.50 mm, Number of poles: 18, 180°, Solder pin length |
| Qty. | 24 ST | (l): 1.5 mm, tinned, black, Box |

SL 3.50/90



- Pin headers for wave soldering in 3.50 mm pitch
- Plugging direction is parallel (90°), straight 180° or angled (135°) to the PCB
 - Housing variant: screw flange (F)
 - Packed in a cardboard box (BX)
 - Pin header can be coded

General ordering data

| | | |
|------------|----------------------------|---|
| Type | SL 3.50/18/90 3.2SN OR ... | Version |
| Order No. | 1619000000 | PCB plug-in connector, male header, open side, THT solder |
| GTIN (EAN) | 4008190132156 | connection, 3.50 mm, Number of poles: 18, 90°, Solder pin length (l): |
| Qty. | 20 ST | 3.2 mm, tinned, orange, Box |

BL 3.50/18/270 SN OR BX

Weidmüller Interface GmbH & Co. KG
 Klingenbergstraße 26
 D-32758 Detmold
 Germany

Counterpart

www.weidmueller.com

SL 3.50/90G




- Pin headers for wave soldering in 3.50 mm pitch
- Plugging direction is parallel (90°), straight 180° or angled (135°) to the PCB
 - Housing variant: screw flange (F)
 - Packed in a cardboard box (BX)
 - Pin header can be coded

General ordering data

| | | |
|------------|----------------------------|---|
| Type | SL 3.50/18/90G 3.2SN OR... | Version |
| Order No. | 1619390000 | PCB plug-in connector, male header, closed side, THT solder |
| GTIN (EAN) | 4008190138950 | connection, 3.50 mm, Number of poles: 18, 90°, Solder pin length (l): |
| Qty. | 20 ST | 3.2 mm, tinned, orange, Box |

SL 3.50/180




- Pin headers for wave soldering in 3.50 mm pitch
- Plugging direction is parallel (90°), straight 180° or angled (135°) to the PCB
 - Housing variant: screw flange (F)
 - Packed in a cardboard box (BX)
 - Pin header can be coded

General ordering data

| | | |
|------------|----------------------------|---|
| Type | SL 3.50/18/180 3.2SN OR... | Version |
| Order No. | 1621410000 | PCB plug-in connector, male header, open side, THT solder |
| GTIN (EAN) | 4008190172169 | connection, 3.50 mm, Number of poles: 18, 180°, Solder pin length |
| Qty. | 20 ST | (l): 3.2 mm, tinned, orange, Box |

SL 3.50/180G



- Pin headers for wave soldering in 3.50 mm pitch
- Plugging direction is parallel (90°), straight 180° or angled (135°) to the PCB
 - Housing variant: screw flange (F)
 - Packed in a cardboard box (BX)
 - Pin header can be coded

General ordering data

| | | |
|------------|----------------------------|---|
| Type | SL 3.50/18/180G 3.2SN O... | Version |
| Order No. | 1621800000 | PCB plug-in connector, male header, closed side, THT solder |
| GTIN (EAN) | 4008190180676 | connection, 3.50 mm, Number of poles: 18, 180°, Solder pin length |
| Qty. | 20 ST | (l): 3.2 mm, tinned, orange, Box |


BL 3.50/18/270 SN OR BX

Weidmüller Interface GmbH & Co. KG
 Klingenbergstraße 26
 D-32758 Detmold
 Germany

www.weidmueller.com

Counterpart

SLD 3.50/90



Two-tier pin header for wave soldering in 3.50 mm pitch. The connector is available in open, closed and flange versions. The male connectors provide space for labelling and can be coded. Packed in a cardboard box.

General ordering data

| | | |
|------------|----------------------------|---|
| Type | SLD 3.50/36/90 3.2SN OR... | Version |
| Order No. | 1633510000 | PCB plug-in connector, male header, open side, THT solder |
| GTIN (EAN) | 4008190257965 | connection, 3.50 mm, Number of poles: 36, 90°, Solder pin length (l): |
| Qty. | 10 ST | 3.2 mm, tinned, orange, Box |

SLD 3.50/90G




Two-tier pin header for wave soldering in 3.50 mm pitch. The connector is available in open, closed and flange versions. The male connectors provide space for labelling and can be coded. Packed in a cardboard box.

General ordering data

| | | |
|------------|----------------------------|---|
| Type | SLD 3.50/36/90G 3.2SN O... | Version |
| Order No. | 1633740000 | PCB plug-in connector, male header, closed side, THT solder |
| GTIN (EAN) | 4008190258191 | connection, 3.50 mm, Number of poles: 36, 90°, Solder pin length (l): |
| Qty. | 10 ST | 3.2 mm, tinned, orange, Box |

SLD 3.50V/180G



Double-level, staggered pin header for wave soldering at 3.50 mm pitch. They are available in closed and flanged versions. The male connectors provide space for labelling and can be coded.

General ordering data

| | | |
|------------|----------------------------|---|
| Type | SLD 3.50V/36/180G 3.2SN... | Version |
| Order No. | 1641190000 | PCB plug-in connector, male header, closed side, THT solder |
| GTIN (EAN) | 4008190279592 | connection, 3.50 mm, Number of poles: 36, 180°, Solder pin length |
| Qty. | 10 ST | (l): 3.2 mm, tinned, orange, Box |

BL 3.50/18/270 SN OR BX

Weidmüller Interface GmbH & Co. KG
 Klingenbergstraße 26
 D-32758 Detmold
 Germany

www.weidmueller.com

Counterpart

SLD 3.50V/90G



Double-level, staggered pin header for wave soldering at 3.50 mm pitch. They are available in closed and flanged versions. The male connectors provide space for labelling and can be coded.

General ordering data

| | | |
|------------|----------------------------|---|
| Type | SLD 3.50V/36/90G 3.2SN ... | Version |
| Order No. | 1642320000 | PCB plug-in connector, male header, closed side, THT solder |
| GTIN (EAN) | 4008190280840 | connection, 3.50 mm, Number of poles: 36, 90°, Solder pin length (l): |
| Qty. | 10 ST | 3.2 mm, tinned, orange, Box |

SL-SMT 3.5/90G Box




High-temperature-resistant male header, 3.50 mm pitch.

- Plugging direction parallel (90°), straight 180° or angled (135°) to PCB
- Housing variants: closed side (G), screw flange (F), solder flange (LF) or snap-on solder flange (RF)
- Optimised for the SMT process
- Pin length 3.2 mm universal for all soldering methods
- Pin length 1.5 mm optimised for reflow soldering methods
- Packed either in a box (BX) or tape-on-reel (RL)
- Male header can be coded

General ordering data

| | | |
|------------|----------------------------|---|
| Type | SL-SMT 3.50/18/90G 1.5S... | Version |
| Order No. | 1761702001 | PCB plug-in connector, male header, closed side, THT/THR solder |
| GTIN (EAN) | 4032248132294 | connection, 3.50 mm, Number of poles: 18, 90°, Solder pin length (l): |
| Qty. | 20 ST | 1.5 mm, tinned, black, Box |

SL-SMT 3.5/90G Tray



High-temperature-resistant male header, 3.50 mm pitch.

- Plugging direction parallel (90°), straight 180° or angled (135°) to PCB
- Housing variants: closed side (G), screw flange (F), solder flange (LF) or snap-on solder flange (RF)
- Optimised for the SMT process
- Pin length 3.2 mm universal for all soldering methods
- Pin length 1.5 mm optimised for reflow soldering methods
- Packed either in a box (BX) or tape-on-reel (RL)
- Male header can be coded

BL 3.50/18/270 SN OR BX

Weidmüller Interface GmbH & Co. KG
 Klingenbergstraße 26
 D-32758 Detmold
 Germany


www.weidmueller.com

Counterpart

General ordering data

| | | |
|------------|----------------------------|---|
| Type | SL-SMT 3.50/18/90G 1.5S... | Version |
| Order No. | 1761703001 | PCB plug-in connector, male header, closed side, THT/THR solder |
| GTIN (EAN) | 4032248133970 | connection, 3.50 mm, Number of poles: 18, 90°, Solder pin length (l): |
| Qty. | 24 ST | 1.5 mm, tinned, black, Tray |

SL-SMT 3.5/90G Box




- High-temperature-resistant male header, 3.50 mm pitch.
- Plugging direction parallel (90°), straight 180° or angled (135°) to PCB
 - Housing variants: closed side (G), screw flange (F), solder flange (LF) or snap-on solder flange (RF)
 - Optimised for the SMT process
 - Pin length 3.2 mm universal for all soldering methods
 - Pin length 1.5 mm optimised for reflow soldering methods
 - Packed either in a box (BX) or tape-on-reel (RL)
 - Male header can be coded

General ordering data

| | | |
|------------|----------------------------|---|
| Type | SL-SMT 3.50/18/90G 3.2S... | Version |
| Order No. | 1841790000 | PCB plug-in connector, male header, closed side, THT/THR solder |
| GTIN (EAN) | 4032248353149 | connection, 3.50 mm, Number of poles: 18, 90°, Solder pin length (l): |
| Qty. | 20 ST | 3.2 mm, tinned, black, Box |

SL-THR 3.5/135F



- High-temperature-resistant male header, 3.50 mm pitch.
- Plugging direction parallel (90°), straight 180° or angled (135°) to PCB
 - Housing variants: closed side (G), screw flange (F), solder flange (LF) or snap-on solder flange (RF)
 - Optimised for the SMT process
 - Pin length 3.2 mm universal for all soldering methods
 - Pin length 1.5 mm optimised for reflow soldering methods
 - Packed either in a box (BX) or tape-on-reel (RL)
 - Male header can be coded

General ordering data

| | | |
|------------|----------------------------|---|
| Type | SL-SMT 3.50/18/135F 3.2... | Version |
| Order No. | 1003680000 | PCB plug-in connector, male header, Flange, THT/THR solder |
| GTIN (EAN) | 4032248700301 | connection, 3.50 mm, Number of poles: 18, 135°, Solder pin length |
| Qty. | 24 ST | (l): 3.2 mm, tinned, black, Box |