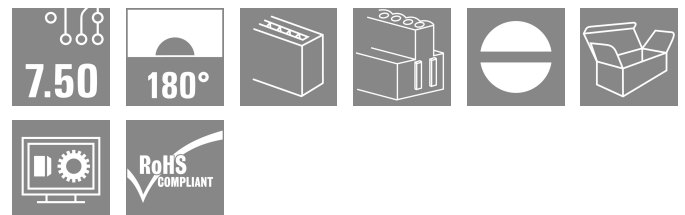


## BLZ 7.50/04/180B SN OR BX

**Weidmüller Interface GmbH & Co. KG**  
 Klingenbergstraße 26  
 D-32758 Detmold  
 Germany

www.weidmueller.com

### Product image



Similar to illustration

Female plugs with clamping-yoke screw wire-connect system. The female plugs provide space for labelling and can be coded.

### General ordering data

|              |  |
|--------------|--|
| Version      | PCB plug-in connector, female plug, 7.50 mm, Number of poles: 4, 180°, Clamping yoke connection, Clamping range, max. : 3.31 mm <sup>2</sup> , Box |
| Order No.    | <a href="#">1628160000</a>   |
| Type         | BLZ 7.50/04/180B SN OR BX  |
| GTIN (EAN)   | 4008190200961  |
| Qty.         | 100 items  |
| Product data | IEC: 800 V / 18,5 A / 0.2 - 2.5 mm <sup>2</sup><br>UL: 300 V / 15 A / AWG 26 - AWG 12  |
| Packaging    | Box  |

## BLZ 7.50/04/180B SN OR BX

Weidmüller Interface GmbH & Co. KG  
Klingenbergstraße 26  
D-32758 Detmold  
Germany

www.weidmueller.com

## Technical data

## Approvals

Approvals



ROHS Conform

UL File Number Search [UL Website](#)

Certificate No. (UR) E60693

## Dimensions and weights

|            |         |                 |             |
|------------|---------|-----------------|-------------|
| Depth      | 20.1 mm | Depth (inches)  | 0.7913 inch |
| Height     | 15.2 mm | Height (inches) | 0.5984 inch |
| Net weight | 7.28 g  |                 |             |

## Environmental Product Compliance

RoHS Compliance Status Compliant without exemption

REACH SVHC No SVHC above 0.1 wt%

## System Parameters

|                          |  |  |                        |
|--------------------------|--|--|------------------------|
| Product family           | OMNIMATE Signal - series<br>BL/SL 7.50 | Type of connection                           | Field connection       |
| Wire connection method   | Clamping yoke connection               | Pitch in mm (P)                              | 7.50 mm                |
| Pitch in inches (P)      | 0.295 "                                | Conductor outlet direction                   | 180°                   |
| Number of poles          | 4                                      | L1 in mm                                     | 22.50 mm               |
| L1 in inches             | 0.886 "                                | Number of rows                               | 1                      |
| Pin series quantity      | 1                                      | Touch-safe protection acc. to DIN VDE 57 106 | Safe from finger touch |
| Volume resistance        | 4.50 mΩ                                | Can be coded                                 | Yes                    |
| Stripping length         | 7 mm                                   | Tightening torque, min.                      | 0.4 Nm                 |
| Tightening torque, max.  | 0.5 Nm                                 | Clamping screw                               | M 2.5                  |
| Screwdriver blade        | 0.6 x 3.5                              | Screwdriver blade standard                   | DIN 5264               |
| Plugging cycles          | 25                                     | Plugging force/pole, max.                    | 9 N                    |
| Pulling force/pole, max. | 8.5 N                                  |  |                        |

## Material data

|                                       |          |                                       |          |
|---------------------------------------|----------|---------------------------------------|----------|
| Insulating material                   | PBT      | Colour                                | orange   |
| Colour chart (similar)                | RAL 2000 | Insulating material group             | IIIa     |
| Comparative Tracking Index (CTI)      | ≥ 200    | Moisture Level (MSL)                  |          |
| UL 94 flammability rating             | V-0      | Contact material                      | Cu-alloy |
| Contact surface                       | tinned   | Storage temperature, min.             | -40 °C   |
| Storage temperature, max.             | 70 °C    | Operating temperature, min.           | -50 °C   |
| Operating temperature, max.           | 100 °C   | Temperature range, installation, min. | -25 °C   |
| Temperature range, installation, max. | 100 °C   |                                       |          |

## Conductors suitable for connection

|   |                      |
|---|----------------------|
| Clamping range, min.                    | 0.13 mm <sup>2</sup> |
| Clamping range, max.                    | 3.31 mm <sup>2</sup> |
| Wire connection cross section AWG, min. | AWG 28               |
| Wire connection cross section AWG, max. | AWG 12               |

## BLZ 7.50/04/180B SN OR BX

**Weidmüller Interface GmbH & Co. KG**

Klingenbergstraße 26  
D-32758 Detmold  
Germany

www.weidmueller.com

## Technical data

|   |  |  |                         |            |
|---|--|--|-------------------------|------------|
| Solid, min. H05(07) V-U   | 0.2 mm <sup>2</sup>                    |  |                         |            |
| Solid, max. H05(07) V-U   | 2.5 mm <sup>2</sup>                    |  |                         |            |
| Flexible, min. H05(07) V-K  | 0.2 mm <sup>2</sup>                    |  |                         |            |
| Flexible, max. H05(07) V-K  | 2.5 mm <sup>2</sup>                    |  |                         |            |
| w. plastic collar ferrule, DIN 46228 pt 4, 0.2 mm <sup>2</sup> min. |  |  |                         |            |
| w. plastic collar ferrule, DIN 46228 pt 4, 2.5 mm <sup>2</sup> max. |  |  |                         |            |
| w. wire end ferrule, DIN 46228 pt 1, min.                           | 0.2 mm <sup>2</sup>                    |  |                         |            |
| w. wire end ferrule, DIN 46228 pt 1, max.                           | 2.5 mm <sup>2</sup>                    |  |                         |            |
| Plug gauge in accordance with EN 60999 a x b; ø                     | 2.8 mm x 2.0 mm; 2.4 mm                |  |                         |            |
| Clampable conductor   | Cross-section for conductor connection | Type                                   | fine-wired              |            |
|   |  | nominal                                | 0.5 mm <sup>2</sup>     |            |
|   | wire end ferrule                       | Stripping length                       | nominal                 | 6 mm       |
|   |  | Recommended wire-end ferrule           | <a href="#">H0,5/6</a>  |            |
|   |  | Cross-section for conductor connection | Type                    | fine-wired |
|   | wire end ferrule                       | nominal                                | 1 mm <sup>2</sup>       |            |
|   |  | Stripping length                       | nominal                 | 6 mm       |
|   |  | Recommended wire-end ferrule           | <a href="#">H1,0/6</a>  |            |
|   | Cross-section for conductor connection | Type                                   | fine-wired              |            |
|   |  | nominal                                | 1.5 mm <sup>2</sup>     |            |
|   |  | Stripping length                       | nominal                 | 7 mm       |
|   | wire end ferrule                       | Recommended wire-end ferrule           | <a href="#">H1,5/7</a>  |            |
|   |  | Cross-section for conductor connection | Type                    | fine-wired |
|   |  | nominal                                | 2.5 mm <sup>2</sup>     |            |
|   | wire end ferrule                       | Stripping length                       | nominal                 | 7 mm       |
|   |  | Recommended wire-end ferrule           | <a href="#">H2,5/7</a>  |            |
|   |  | Cross-section for conductor connection | Type                    | fine-wired |
|   | wire end ferrule                       | nominal                                | 0.75 mm <sup>2</sup>    |            |
|   |  | Stripping length                       | nominal                 | 6 mm       |
|   |  | Recommended wire-end ferrule           | <a href="#">H0,75/6</a> |            |

Reference text The outside diameter of the plastic collar should not be larger than the pitch (P). Length of ferrules is to be chosen depending on the product and the rated voltage.

### Rated data acc. to IEC

|   |                        |   |                   |
|---|------------------------|---|-------------------|
| tested acc. to standard   | IEC 60664-1, IEC 61984 | Rated current, min. number of poles (Tu=20°C)                         | 18.5 A            |
| Rated current, max. number of poles (Tu=20°C)                             | 17 A                   | Rated current, min. number of poles (Tu=40°C)                         | 15 A              |
| Rated current, max. number of poles (Tu=40°C)                             | 14.5 A                 | Rated voltage for surge voltage class / pollution degree II/2         | 800 V             |
| Rated voltage for surge voltage class / pollution degree III/2            | 630 V                  | Rated voltage for surge voltage class / pollution degree III/3        | 500 V             |
| Rated impulse voltage for surge voltage class/ pollution degree II/2      | 6 kV                   | Rated impulse voltage for surge voltage class/ pollution degree III/2 | 6 kV              |
| Rated impulse voltage for surge voltage class/ contamination degree III/3 | 6 kV                   | Short-time withstand current resistance                               | 3 x 1s with 120 A |

### Rated data acc. to CSA

|                                   |       |                                   |                |
|-----------------------------------|-------|-----------------------------------|----------------|
| Institute (CSA)                   | CSA   | Certificate No. (CSA)             | 200039-1121690 |
| Rated voltage (Use group B / CSA) | 300 V | Rated voltage (Use group D / CSA) | 300 V          |

Creation date 23.02.2026 03:30:20 MEZ

Catalogue status / Drawings

## BLZ 7.50/04/180B SN OR BX

**Weidmüller Interface GmbH & Co. KG**

Klingenbergstraße 26  
D-32758 Detmold  
Germany

www.weidmueller.com

## Technical data

|                                   |  |                                   |        |
|-----------------------------------|--|-----------------------------------|--------|
| Rated current (Use group B / CSA) | 15 A   | Rated current (Use group D / CSA) | 10 A   |
| Wire cross-section, AWG, min.     | AWG 26   | Wire cross-section, AWG, max.     | AWG 12 |
| Reference to approval values      | Specifications are maximum values, details - see approval certificate. |                                   |        |

### Rated data acc. to UL 1059

|                                       |  |                                       |        |
|---------------------------------------|--|---------------------------------------|--------|
| Institute (UR)                        | UR   | Certificate No. (UR)                  | E60693 |
| Rated voltage (Use group B / UL 1059) | 300 V  | Rated voltage (Use group D / UL 1059) | 300 V  |
| Rated current (Use group B / UL 1059) | 15 A   | Rated current (Use group D / UL 1059) | 10 A   |
| Wire cross-section, AWG, min.         | AWG 26   | Wire cross-section, AWG, max.         | AWG 12 |
| Reference to approval values          | Specifications are maximum values, details - see approval certificate. |                                       |        |

### Packing

|           |           |            |           |
|-----------|-----------|------------|-----------|
| Packaging | Box       | VPE length | 167.00 mm |
| VPE width | 148.00 mm | VPE height | 72.00 mm  |

### Type tests

|  |   |   |   |                            |
|--|---|---|---|----------------------------|
| Test: Durability of markings                 | Standard                                      | DIN EN 61984 section 7.3.2 / 09.02 taking pattern from DIN EN 60068-2-70 / 07.96  |   |                            |
|  | Test  | mark of origin, type identification, rated cross-section, rated voltage, pitch, type of material, approval marking UL, approval marking CSA |   |                            |
|  | Evaluation                                    | available   |   |                            |
|  | Test  | durability  |   |                            |
| Test: Misengagement (Non-interchangeability) | Evaluation                                    | passed  |   |                            |
|  | Standard                                      | draft DIN VDE 0627 section 5.9.1 / 09.91, DIN IEC 60512-7 section 5 / 05.94   |   |                            |
|  | Test  | 180° turned with coding elements  |   |                            |
| Test: Clampable cross section                | Evaluation                                    | passed  |   |                            |
|  | Standard                                      | DIN EN 60999 section 6 and 8.1 / 04.94, DIN EN 60947-1 section 8.2.4.5.1 / 07.98  |   |                            |
|  |   | Conductor type  | Type of conductor and conductor cross-section | solid 0.08 mm <sup>2</sup> |
|  |   | Type of conductor and conductor cross-section   | stranded 0.08 mm <sup>2</sup>                 |                            |
|  |   | Type of conductor and conductor cross-section   | solid 2.5 mm <sup>2</sup>                     |                            |
|  |   | Type of conductor and conductor cross-section   | stranded 2.5 mm <sup>2</sup>                  |                            |
|  |   | Type of conductor and conductor cross-section   | AWG 28/1                                      |                            |
|  |   | Type of conductor and conductor cross-section   | AWG 28/19                                     |                            |
|  |   | Type of conductor and conductor cross-section   | AWG 12/1                                      |                            |
|  | Type of conductor and conductor cross-section | AWG 12/19   |   |                            |
| Evaluation                                   | passed  |   |   |                            |

**BLZ 7.50/04/180B SN OR BX**

**Weidmüller Interface GmbH & Co. KG**  
 Klingenbergstraße 26  
 D-32758 Detmold  
 Germany

www.weidmueller.com

**Technical data**

|   |                |   |                              |  |
|---|----------------|---|------------------------------|--|
| Test for damage to and accidental loosening of conductors | Standard       | DIN EN 60999 section 8.4 / 04.94              |                              |  |
|   | Requirement    | 0.2 kg  |                              |  |
|   | Conductor type | Type of conductor and conductor cross-section | AWG 28/1                     |  |
|   |                | Type of conductor and conductor cross-section | AWG 28/7                     |  |
|   | Evaluation     | passed  |                              |  |
|   | Requirement    | 0.3 kg  |                              |  |
|   | Conductor type | Type of conductor and conductor cross-section | solid 0.5 mm <sup>2</sup>    |  |
|   |                | Type of conductor and conductor cross-section | stranded 0.5 mm <sup>2</sup> |  |
|   | Evaluation     | passed  |                              |  |
|   | Requirement    | 0.7 kg  |                              |  |
|   | Conductor type | Type of conductor and conductor cross-section | solid 2.5 mm <sup>2</sup>    |  |
|   |                | Type of conductor and conductor cross-section | stranded 2.5 mm <sup>2</sup> |  |
|   | Evaluation     | passed  |                              |  |
|   | Requirement    | 0.9 kg  |                              |  |
|   | Conductor type | Type of conductor and conductor cross-section | AWG 12/1                     |  |
| Type of conductor and conductor cross-section             |                | AWG 12/19                                     |                              |  |
| Evaluation  | passed         |   |                              |  |
| Pull-out test   | Standard       | DIN EN 60999 section 8.5 / 04.94              |                              |  |
|   | Requirement    | ≥5 N  |                              |  |
|   | Conductor type | Type of conductor and conductor cross-section | AWG 28/1                     |  |
|   |                | Type of conductor and conductor cross-section | AWG 28/7                     |  |
|   | Evaluation     | passed  |                              |  |
|   | Requirement    | ≥50 N   |                              |  |
|   | Conductor type | Type of conductor and conductor cross-section | H05V-U2.5                    |  |
|   |                | Type of conductor and conductor cross-section | H05V-K2.5                    |  |
|   | Evaluation     | passed  |                              |  |
|   | Requirement    | ≥60 N   |                              |  |
|   | Conductor type | Type of conductor and conductor cross-section | AWG 12/1                     |  |
|   |                | Type of conductor and conductor cross-section | AWG 12/19                    |  |
|   | Evaluation     | passed  |                              |  |

## BLZ 7.50/04/180B SN OR BX

**Weidmüller Interface GmbH & Co. KG**  
 Klingenbergstraße 26  
 D-32758 Detmold  
 Germany

## Technical data

www.weidmueller.com

### Important note

|                |   |
|----------------|---|
| IPC conformity | Conformity: The products are developed, manufactured and delivered according international recognized standards and norms and comply with the assured properties in the data sheet resp. fulfill decorative properties in accordance with IPC-A-610 "Class 2". Further claims on the products can be evaluated on request.  |
| Notes          | <ul style="list-style-type: none"> <li>• Additional variants on request</li> <li>• Gold-plated contact surfaces on request</li> <li>• Rated current related to rated cross-section &amp; min. No. of poles.</li> <li>• Wire end ferrule without plastic collar to DIN 46228/1</li> <li>• Wire end ferrule with plastic collar to DIN 46228/4</li> <li>• P on drawing = pitch</li> <li>• Rated data refer only to the component itself. Clearance and creepage distances to other components are to be designed in accordance with the relevant application standards.</li> <li>• In accordance with IEC 61984, OMNIMATE-connectors are connectors without breaking capacity (COC). During designated use, connectors are not allowed to be engaged or disengaged when live or under load</li> <li>• Long term storage of the product with average temperature of 50 °C and maximum humidity 70%, 36 months</li> </ul> |

### Classifications

|             |             |             |             |
|-------------|-------------|-------------|-------------|
| ETIM 8.0    | EC002638    | ETIM 9.0    | EC002638    |
| ETIM 10.0   | EC002638    | ECLASS 14.0 | 27-46-02-02 |
| ECLASS 15.0 | 27-46-02-02 |             |             |

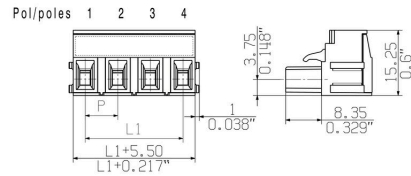
**BLZ 7.50/04/180B SN OR BX**

**Weidmüller Interface GmbH & Co. KG**  
 Klingenbergstraße 26  
 D-32758 Detmold  
 Germany

www.weidmueller.com

Drawings

Dimensional drawing



Derating curve



## BLZ 7.50/04/180B SN OR BX

Weidmüller Interface GmbH &amp; Co. KG

Klingenbergstraße 26

D-32758 Detmold

Germany

www.weidmueller.com

## Accessories

## Blocks for PCB mounting



Minor component, major effect:

Clip-on attachment elements increase the mechanical resilience of the whole plug connection by

- securing the male connectors to the circuit board
- providing a vibration-proof connection between the sockets and the male connectors

Clip-on or pre-assembled - always the right solution:

- Hard-wearing, precise fitting dovetail joint
- Hard-wearing metal threaded inserts
- Suitable for all outlet directions

Maximum stability, minimum effort:

- Extremely resilient for frequent fastening operations
- Complete set for easy selection

The result: soldering points, contacts and overall module are more resilient against mechanical stress such as vibrations and tensile loads.

## General ordering data

|            |                            |   |  |
|------------|----------------------------|---|--|
| Type       | SLA BB 12R SW              | Version   |  |
| Order No.  | <a href="#">1626880000</a> | PCB plug-in connector, Accessories, Mounting block, black, Number |  |
| GTIN (EAN) | 4008190198213              | of poles: 0   |  |
| Qty.       | 100 ST                     |   |  |

## Strain reliefs



For frequent load changes: the "trailer coupling" for plug-in connectors.

The strain relief can do more than just relieve the strain on conductors:

Simply clip onto the plug and

- bundle conductors
- guide cables
- use as a connection and disconnection aid

No damage to the connecting points, clear, tidy wiring and easy to handle.

User advantages: permanent heavy-duty connections for harsh industrial environments and convenient operation ensure improved system availability.

## General ordering data

|            |                            |  |  |
|------------|----------------------------|--|--|
| Type       | BLZ 7.50 ZE03 OR BX        | Version  |  |
| Order No.  | <a href="#">1652140000</a> | PCB plug-in connector, Accessories, Strain relief, orange, Number of |  |
| GTIN (EAN) | 4008190401818              | poles: 3   |  |
| Qty.       | 50 ST                      |  |  |

## BLZ 7.50/04/180B SN OR BX

**Weidmüller Interface GmbH & Co. KG**  
 Klingenbergstraße 26  
 D-32758 Detmold  
 Germany

## Accessories

www.weidmueller.com

## Blocks for PCB mounting



Minor component, major effect:

Clip-on attachment elements increase the mechanical resilience of the whole plug connection by

- securing the male connectors to the circuit board
- providing a vibration-proof connection between the sockets and the male connectors

Clip-on or pre-assembled - always the right solution:

- Hard-wearing, precise fitting dovetail joint
- Hard-wearing metal threaded inserts
- Suitable for all outlet directions

Maximum stability, minimum effort:

- Extremely resilient for frequent fastening operations
- Complete set for easy selection

The result: soldering points, contacts and overall module are more resilient against mechanical stress such as vibrations and tensile loads.

## General ordering data

|            |                            |  |
|------------|----------------------------|--|
| Type       | SLA BB11R SW               | Version  |
| Order No.  | <a href="#">1692340000</a> | PCB plug-in connector, Accessories, Mounting block, black, Number  |
| GTIN (EAN) | 4008190864965              | of poles: 0  |
| Qty.       | 20 ST                      |  |
| Type       | SLA BB1R OR                | Version  |
| Order No.  | <a href="#">1723430000</a> | PCB plug-in connector, Accessories, Mounting block, orange, Number |
| GTIN (EAN) | 4008190365981              | of poles: 0  |
| Qty.       | 20 ST                      |  |
| Type       | SLA BB2R OR                | Version  |
| Order No.  | <a href="#">1723440000</a> | PCB plug-in connector, Accessories, Mounting block, orange, Number |
| GTIN (EAN) | 4008190365998              | of poles: 0  |
| Qty.       | 20 ST                      |  |
| Type       | SLA BB5R OR                | Version  |
| Order No.  | <a href="#">1723460000</a> | PCB plug-in connector, Accessories, Mounting block, orange, Number |
| GTIN (EAN) | 4008190366018              | of poles: 0  |
| Qty.       | 20 ST                      |  |
| Type       | SLA BB6R OR                | Version  |
| Order No.  | <a href="#">1723470000</a> | PCB plug-in connector, Accessories, Mounting block, orange, Number |
| GTIN (EAN) | 4008190366025              | of poles: 0  |
| Qty.       | 20 ST                      |  |
| Type       | SLA BB1R SW                | Version  |
| Order No.  | <a href="#">1723480000</a> | PCB plug-in connector, Accessories, Mounting block, black, Number  |
| GTIN (EAN) | 4008190366032              | of poles: 0  |
| Qty.       | 20 ST                      |  |
| Type       | SLA BB2R SW                | Version  |
| Order No.  | <a href="#">1723490000</a> | PCB plug-in connector, Accessories, Mounting block, black, Number  |
| GTIN (EAN) | 4008190366049              | of poles: 0  |
| Qty.       | 20 ST                      |  |
| Type       | SLA BB5R SW                | Version  |
| Order No.  | <a href="#">1723510000</a> | PCB plug-in connector, Accessories, Mounting block, black, Number  |
| GTIN (EAN) | 4008190366063              | of poles: 0  |
| Qty.       | 20 ST                      |  |
| Type       | SLA BB6R SW                | Version  |
| Order No.  | <a href="#">1723520000</a> | PCB plug-in connector, Accessories, Mounting block, black, Number  |
| GTIN (EAN) | 4008190366070              | of poles: 0  |
| Qty.       | 20 ST                      |  |

## BLZ 7.50/04/180B SN OR BX

**Weidmüller Interface GmbH & Co. KG**  
 Klingenbergstraße 26  
 D-32758 Detmold  
 Germany

www.weidmueller.com

## Accessories

### Coding elements



Only connects what is supposed to be connected: the right connection at the right place.  
 Coding elements and locking devices clearly assign connecting elements during the manufacturing process and operation  
 The coding elements and locking devices are inserted prior to assembly or during the cable assembly phase. The Weidmüller alternative: configure online using the variant configurator to precode prior to delivery. Incorrect assembly on the circuit board and incorrect plugging of connecting elements is no longer possible. The advantage: no troubleshooting during manufacture and no operational errors by the user.

### General ordering data

|            |                            |  |
|------------|----------------------------|--|
| Type       | BLZ/SL KO BK BX            | Version  |
| Order No.  | <a href="#">1545710000</a> | PCB plug-in connector, Accessories, Coding element, black, Number of poles: 1  |
| GTIN (EAN) | 4008190087142              |  |
| Qty.       | 50 ST                      |  |
| Type       | BLZ/SL KO OR BX            | Version  |
| Order No.  | <a href="#">1573010000</a> | PCB plug-in connector, Accessories, Coding element, orange, Number of poles: 1 |
| GTIN (EAN) | 4008190048396              |  |
| Qty.       | 100 ST                     |  |

### Blocks for PCB mounting



Minor component, major effect:  
 Clip-on attachment elements increase the mechanical resilience of the whole plug connection by

- securing the male connectors to the circuit board
- providing a vibration-proof connection between the sockets and the male connectors

Clip-on or pre-assembled - always the right solution:

- Hard-wearing, precise fitting dovetail joint
- Hard-wearing metal threaded inserts
- Suitable for all outlet directions

Maximum stability, minimum effort:

- Extremely resilient for frequent fastening operations
- Complete set for easy selection

The result: soldering points, contacts and overall module are more resilient against mechanical stress such as vibrations and tensile loads.

### General ordering data

|            |                            |  |
|------------|----------------------------|--|
| Type       | SLA BB 12R OR              | Version  |
| Order No.  | <a href="#">1593450000</a> | PCB plug-in connector, Accessories, Mounting block, orange, Number of poles: 0 |
| GTIN (EAN) | 4008190122164              |  |
| Qty.       | 100 ST                     |  |
| Type       | SLA BB 11R OR              | Version  |
| Order No.  | <a href="#">1604120000</a> | PCB plug-in connector, Accessories, Mounting block, orange, Number of poles: 0 |
| GTIN (EAN) | 4008190182977              |  |
| Qty.       | 20 ST                      |  |


## BLZ 7.50/04/180B SN OR BX

**Weidmüller Interface GmbH & Co. KG**  
 Klingenbergstraße 26  
 D-32758 Detmold  
 Germany

www.weidmueller.com

## Counterpart

## SL 7.50/90




Male connectors with 90° outlet direction. The solder pin length is optimised for wave flow soldering. The pin headers provide space for labelling and can be coded.

## General ordering data

| Type       | SL 7.50/04/90 3.2SN OR ... | Version  |
|------------|----------------------------|--|
| Order No.  | <a href="#">1628380000</a> | PCB plug-in connector, male header, open side, THT solder            |
| GTIN (EAN) | 4008190201180              | connection, 7.50 mm, Number of poles: 4, 90°, Solder pin length (l): |
| Qty.       | 100 ST                     | 3.2 mm, tinned, orange, Box  |

## SL 7.50/180



Male connectors with straight outlet direction. The solder pin length is optimised for wave flow soldering. The pin headers provide space for labelling and can be coded.

## General ordering data

| Type       | SL 7.50/04/180 3.2SN OR... | Version   |
|------------|----------------------------|---|
| Order No.  | <a href="#">1629040000</a> | PCB plug-in connector, male header, open side, THT solder             |
| GTIN (EAN) | 4008190201845              | connection, 7.50 mm, Number of poles: 4, 180°, Solder pin length (l): |
| Qty.       | 100 ST                     | 3.2 mm, tinned, orange, Box   |

## SL 7.50/90B



Male connectors with 90° outlet direction. The solder pin length is optimised for wave flow soldering. The pin headers provide space for labelling and can be coded.

## General ordering data

| Type       | SL 7.50/04/90B 3.2SN OR... | Version  |
|------------|----------------------------|--|
| Order No.  | <a href="#">1628490000</a> | PCB plug-in connector, male header, Dovetails for fixing blocks, THT |
| GTIN (EAN) | 4008190201296              | solder connection, 7.50 mm, Number of poles: 4, 90°, Solder pin      |
| Qty.       | 100 ST                     | length (l): 3.2 mm, tinned, orange, Box                              |


## BLZ 7.50/04/180B SN OR BX

**Weidmüller Interface GmbH & Co. KG**  
 Klingenbergstraße 26  
 D-32758 Detmold  
 Germany

## Counterpart

www.weidmueller.com

### SL 7.50/180B



Male connectors with straight outlet direction. The solder pin length is optimised for wave flow soldering. The pin headers provide space for labelling and can be coded.

### General ordering data

|            |                            |  |
|------------|----------------------------|--|
| Type       | SL 7.50/04/180B 3.2SN O... | Version  |
| Order No.  | <a href="#">1629150000</a> | PCB plug-in connector, male header, Dovetails for fixing blocks, THT |
| GTIN (EAN) | 4008190201951              | solder connection, 7.50 mm, Number of poles: 4, 180°, Solder pin     |
| Qty.       | 100 ST                     | length (l): 3.2 mm, tinned, orange, Box                              |