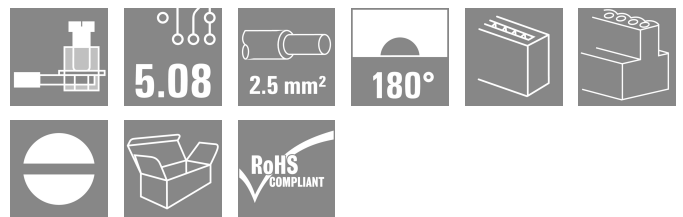



SLS 5.08/04/180 SN OR BX

Weidmüller Interface GmbH & Co. KG
 Klingenbergstraße 26
 D-32758 Detmold
 Germany

www.weidmueller.com

Product image



Male plugs with clamping-yoke screw wire-connect system. The male plugs provide space for labelling and can be coded.

General ordering data

| | |
|--------------|---|
| Version | PCB plug-in connector, male plug, 5.08 mm, Number of poles: 4, 180°, Clamping yoke connection, Clamping range, max. : 3.31 mm², Box |
| Order No. | 1627110000 |
| Type | SLS 5.08/04/180 SN OR BX |
| GTIN (EAN) | 4008190199623 |
| Qty. | 90 items |
| Product data | IEC: 400 V / 21.5 A / 0.2 - 2.5 mm² UL: 300 V / 14 A / AWG 26 - AWG 12 |
| Packaging | Box |

Technical data

Approvals

Approvals



| | |
|-----------------------|----------------------------|
| ROHS | Conform |
| UL File Number Search | UL Website |
| Certificate No. (UR) | E60693 |

Dimensions and weights

| | | | |
|------------|----------|-----------------|-------------|
| Depth | 22.2 mm | Depth (inches) | 0.874 inch |
| Height | 15.3 mm | Height (inches) | 0.6024 inch |
| Width | 20.32 mm | Width (inches) | 0.8 inch |
| Net weight | 6.43 g | | |

Environmental Product Compliance

| | |
|------------------------|-----------------------------|
| RoHS Compliance Status | Compliant without exemption |
| REACH SVHC | No SVHC above 0.1 wt% |

System Parameters

| | | | |
|--|--|-------------------|----------------------------|
| Product family | OMNIMATE Signal - series BL/SL 5.08 | | |
| Type of connection | Field connection | | |
| Wire connection method | Clamping yoke connection | | |
| Pitch in mm (P) | 5.08 mm | | |
| Pitch in inches (P) | 0.200 " | | |
| Conductor outlet direction | 180° | | |
| Number of poles | 4 | | |
| L1 in mm | 15.24 mm | | |
| L1 in inches | 0.600 " | | |
| Number of rows | 1 | | |
| Pin series quantity | 1 | | |
| Touch-safe protection acc. to DIN VDE 57 106 | finger-safe plugged/ back-of-hand-safe unplugged | | |
| Touch-safe protection acc. to DIN VDE 0470 | IP20 plugged/ IP10 unplugged | | |
| Protection degree | IP20, when fully mounted | | |
| Volume resistance | ≤5 mΩ | | |
| Can be coded | Yes | | |
| Stripping length | 7 mm | | |
| Clamping screw | M 2.5 | | |
| Screwdriver blade | 0.6 x 3.5 | | |
| Screwdriver blade standard | DIN 5264-A | | |
| Plugging cycles | 25 | | |
| Plugging force/pole, max. | 4 N | | |
| Pulling force/pole, max. | 3 N | | |
| Tightening torque | Torque type | Wire connection | |
| | Usage information | Tightening torque | min. 0.4 Nm max. 0.5 Nm |

Material data

| | | | |
|------------------------|----------|---------------------------|--------|
| Insulating material | PBT | Colour | orange |
| Colour chart (similar) | RAL 2000 | Insulating material group | IIIa |

SLS 5.08/04/180 SN OR BX

Weidmüller Interface GmbH & Co. KG

Klingenbergstraße 26
D-32758 Detmold
Germany

www.weidmueller.com

Technical data

| | | | |
|---------------------------------------|--------|---------------------------------------|----------------------------|
| Comparative Tracking Index (CTI) | ≥ 200 | Moisture Level (MSL) | |
| UL 94 flammability rating | V-0 | Contact material | Cu-alloy |
| Contact surface | tinned | Layer structure of plug contact | 4...8 µm Sn hot-dip tinned |
| Storage temperature, min. | -40 °C | Storage temperature, max. | 70 °C |
| Operating temperature, min. | -50 °C | Operating temperature, max. | 100 °C |
| Temperature range, installation, min. | -25 °C | Temperature range, installation, max. | 100 °C |

Conductors suitable for connection

| | |
|---|-------------------------|
| Clamping range, min. | 0.13 mm ² |
| Clamping range, max. | 3.31 mm ² |
| Wire connection cross section AWG, min. | AWG 26 |
| Wire connection cross section AWG, max. | AWG 12 |
| Solid, min. H05(07) V-U | 0.2 mm ² |
| Solid, max. H05(07) V-U | 2.5 mm ² |
| Stranded, min. H07V-R | 0.2 mm ² |
| Stranded, max. H07V-R | 2.5 mm ² |
| Flexible, min. H05(07) V-K | 0.2 mm ² |
| Flexible, max. H05(07) V-K | 2.5 mm ² |
| w. plastic collar ferrule, DIN 46228 pt 4, min. | 0.2 mm ² |
| w. plastic collar ferrule, DIN 46228 pt 4, max. | 2.5 mm ² |
| w. wire end ferrule, DIN 46228 pt 1, min. | 0.2 mm ² |
| w. wire end ferrule, DIN 46228 pt 1, max. | 2.5 mm ² |
| Plug gauge in accordance with EN 60999 a x b; ø | 2.8 mm x 2.0 mm; 2.4 mm |

| Clampable conductor | Cross-section for conductor connection | Type | fine-wired |
|--|--|------------------------------|-------------------------|
| | | nominal | 0.5 mm ² |
| wire end ferrule | | Stripping length | nominal 6 mm |
| | | Recommended wire-end ferrule | H0,5/6 |
| | | | |
| Cross-section for conductor connection | | Type | fine-wired |
| | | nominal | 1 mm ² |
| wire end ferrule | | Stripping length | nominal 6 mm |
| | | Recommended wire-end ferrule | H1,0/6 |
| | | | |
| Cross-section for conductor connection | | Type | fine-wired |
| | | nominal | 1.5 mm ² |
| wire end ferrule | | Stripping length | nominal 7 mm |
| | | Recommended wire-end ferrule | H1,5/7 |
| | | | |
| Cross-section for conductor connection | | Type | fine-wired |
| | | nominal | 2.5 mm ² |
| wire end ferrule | | Stripping length | nominal 7 mm |
| | | Recommended wire-end ferrule | H2,5/7 |
| | | | |
| Cross-section for conductor connection | | Type | fine-wired |
| | | nominal | 0.75 mm ² |
| wire end ferrule | | Stripping length | nominal 6 mm |
| | | Recommended wire-end ferrule | H0,75/6 |
| | | | |

Reference text The outside diameter of the plastic collar should not be larger than the pitch (P). Length of ferrules is to be chosen depending on the product and the rated voltage.

SLS 5.08/04/180 SN OR BX

Weidmüller Interface GmbH & Co. KG
 Klingenbergstraße 26
 D-32758 Detmold
 Germany

www.weidmueller.com

Technical data

Rated data acc. to IEC

| | | | |
|---|------------------------|---|-------------------|
| tested acc. to standard | IEC 60664-1, IEC 61984 | Rated current, min. number of poles (Tu=20°C) | 21.5 A |
| Rated current, max. number of poles (Tu=20°C) | 16 A | Rated current, min. number of poles (Tu=40°C) | 18 A |
| Rated current, max. number of poles (Tu=40°C) | 14 A | Rated voltage for surge voltage class / pollution degree II/2 | 400 V |
| Rated voltage for surge voltage class / pollution degree III/2 | 320 V | Rated voltage for surge voltage class / pollution degree III/3 | 250 V |
| Rated impulse voltage for surge voltage class/ pollution degree II/2 | 4 kV | Rated impulse voltage for surge voltage class/ pollution degree III/2 | 4 kV |
| Rated impulse voltage for surge voltage class/ contamination degree III/3 | 4 kV | Short-time withstand current resistance | 3 x 1s with 120 A |

Rated data acc. to CSA

| | | | |
|-----------------------------------|--|-----------------------------------|----------------|
| Institute (CSA) | CSA | Certificate No. (CSA) | 200039-1121690 |
| Rated voltage (Use group B / CSA) | 300 V | Rated voltage (Use group D / CSA) | 300 V |
| Rated current (Use group B / CSA) | 15 A | Rated current (Use group D / CSA) | 10 A |
| Wire cross-section, AWG, min. | AWG 26 | Wire cross-section, AWG, max. | AWG 12 |
| Reference to approval values | Specifications are maximum values, details - see approval certificate. | | |

Rated data acc. to UL 1059

| | | | |
|---------------------------------------|--|---------------------------------------|--------|
| Institute (UR) | UR | Certificate No. (UR) | E60693 |
| Rated voltage (Use group B / UL 1059) | 300 V | Rated voltage (Use group D / UL 1059) | 300 V |
| Rated current (Use group B / UL 1059) | 14 A | Rated current (Use group D / UL 1059) | 10 A |
| Wire cross-section, AWG, min. | AWG 26 | Wire cross-section, AWG, max. | AWG 12 |
| Reference to approval values | Specifications are maximum values, details - see approval certificate. | | |

Packing

| | | | |
|-----------|-----------|------------|-----------|
| Packaging | Box | VPE length | 349.00 mm |
| VPE width | 138.00 mm | VPE height | 30.00 mm |

Type tests

| | | | |
|-------------------------------|----------------|---|-----------|
| Test: Durability of markings | Standard | VDE 0627 Tab. 7 item 3/6.86 | |
| | Test | durability | |
| | Evaluation | passed | |
| Test: Clampable cross section | Standard | VDE 0609 part 1 06.83, EN 60947-1 03.91 | |
| | Conductor type | Type of conductor and conductor cross-section | H05V-U0.5 |
| | | Type of conductor and conductor cross-section | H05V-K0.5 |
| | | Type of conductor and conductor cross-section | H05V-U2.5 |
| | | Type of conductor and conductor cross-section | H05V-K2.5 |
| | | Type of conductor and conductor cross-section | AWG 28 |

Technical data

| | | | | |
|---|----------------|---|-----------|--|
| | | Type of conductor and conductor cross-section | AWG 14 | |
| Test for damage to and accidental loosening of conductors | Evaluation | passed | | |
| | Standard | EN 60947-1/1991 section 8.2.4.3 | | |
| | Requirement | 0.3 kg | | |
| | Conductor type | Type of conductor and conductor cross-section | H05V-U0.5 | |
| | | Type of conductor and conductor cross-section | H05V-K0.5 | |
| | Evaluation | passed | | |
| | Requirement | 0.7 kg | | |
| | Conductor type | Type of conductor and conductor cross-section | H07V-U2.5 | |
| Type of conductor and conductor cross-section | | H07V-K2.5 | | |
| Evaluation | | passed | | |
| Standard | | EN 60947-1/1991 section 8.2.4.4 | | |
| Pull-out test | Requirement | ≥5 N | | |
| | Conductor type | Type of conductor and conductor cross-section | AWG 28/1 | |
| | | Type of conductor and conductor cross-section | AWG 28/7 | |
| | Evaluation | passed | | |
| | Requirement | ≥50 N | | |
| | Conductor type | Type of conductor and conductor cross-section | H07V-U2.5 | |
| | | Type of conductor and conductor cross-section | H07V-K2.5 | |
| | | Type of conductor and conductor cross-section | AWG 14/19 | |
| Evaluation | passed | | | |

Important note

IPC conformity Conformity: The products are developed, manufactured and delivered according international recognized standards and norms and comply with the assured properties in the data sheet resp. fulfill decorative properties in accordance with IPC-A-610 "Class 2". Further claims on the products can be evaluated on request.

- Notes**
- Additional variants on request
 - Rated current related to rated cross-section & min. No. of poles.
 - Wire end ferrule without plastic collar to DIN 46228/1
 - Wire end ferrule with plastic collar to DIN 46228/4
 - P on drawing = pitch
 - Rated data refer only to the component itself. Clearance and creepage distances to other components are to be designed in accordance with the relevant application standards.
 - In accordance with IEC 61984, OMNIMATE-connectors are connectors without breaking capacity (COC). During designated use, connectors are not allowed to be engaged or disengaged when live or under load
 - Long term storage of the product with average temperature of 50 °C and maximum humidity 70%, 36 months

SLS 5.08/04/180 SN OR BX

Weidmüller Interface GmbH & Co. KG
Klingenbergstraße 26
D-32758 Detmold
Germany

www.weidmueller.com

Technical data

Classifications

| | | | |
|-------------|-------------|-------------|-------------|
| ETIM 8.0 | EC002638 | ETIM 9.0 | EC002638 |
| ETIM 10.0 | EC002638 | ECLASS 14.0 | 27-46-02-02 |
| ECLASS 15.0 | 27-46-02-02 | | |


SLS 5.08/04/180 SN OR BX

Weidmüller Interface GmbH & Co. KG
 Klängenbergstraße 26
 D-32758 Detmold
 Germany

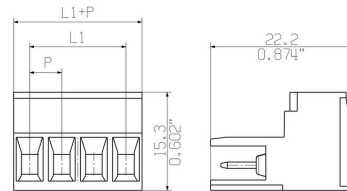
www.weidmueller.com

Drawings

Product image



Dimensional drawing



Graph

BLZP 5.08/./180 - SLS 5.08/./180



Graph

BLZP 5.08/./180 - SLS 5.08/./180



Graph

BLL 5.08/./180 - SLS 5.08/./180

